



Socio-Economic, Physical & Political Profile

CY 2012

Prepared by:
City Planning & Development Office



TABLE OF CONTENTS

	PAGE
1. <i>HISTORICAL BACKGROUND</i>	1
2. <i>PHYSICAL AND GEOGRAPHICAL ASPECTS</i>	2
2.1. Location, Accessibility and Area	2
2.2. Terrain	2
2.3. Climate Condition	3
2.4. Soil Type and Location	3 - 4
2.5. Mineral Resources	4
2.6. Forestry	4
2.7. Land Use	4 – 5
2.8. Water Resources	5
3. <i>SOCIAL ASPECTS</i>	6
3.1. Population	6
3.1.1. Male-Female Ratio	6
3.1.2. Population Density	6
3.1.3. Urban-Rural Distribution	6
3.2. Household Characteristics	6
3.2.1. Average Income Per Household	7
3.3. Civil Registration Statistics	7
3.3.1. Birth and Death	7
3.3.2. Fertility Rate	7
3.3.3. Life Expectancy at Birth	7
3.3.4. Marriage	7
3.4. Education	31
3.4.1. Basic Statistics	31
3.4.2. Pre-Schools	31
3.4.3. Elementary Level	31 – 32
3.4.4. Secondary Level	33
3.4.5. Tertiary, Post Graduate and Vocational Schools	33

	PAGE
3.4.6. Batangas City Library & Information Center	34
3.4.7. City Facility for Street Children	35
3.5. Health and Nutrition	74
3.6. Housing	96
3.6.1. Subdivisions	96
3.6.2. Informal Settlers	96
3.7. City Solid Waste Management Program	97 - 98
3.8. Protective and Safety Services	109
3.8.1. Police Protection	109
3.8.2. Jail Management and Penology	109
3.8.3. Fire Protection	109
3.8.4. Disaster/Calamity Response Capability	110
3.9. Recreation	123
3.10. Tourism	124
3.10.1. Man-made Park	124 – 126
3.10.2. Natural Sites	127
4. ECONOMIC ASPECTS	151
4.1. Agriculture	151
4.1.1. Agriculture and Land Use	151
4.1.2. Crops Protection and Consumption Pattern	151
4.2. Trade and Commerce	160
4.2.1. Public Market	160
4.2.2. Commercial Area	160
4.2.3. City Slaughterhouse and Auction Market	160
4.3. Industries	187
4.4. Labor Force	204
4.4.1. Total Labor Force Distribution	204
5. INFRASTRUCTURE AND UTILITIES	205
5.1. Roads and Bridges	205

	PAGE
5.2. Transportation	205
5.2.1. Land Transportation	205 – 206
5.2.2. Water Transportation	206 - 207
5.3. Water Supply	207 – 209
5.4. Power Supply	209
5.5. Communications and Mass Media	209
5.5.1. Radio Station	209
5.5.2. Telegraph/Telegram/Messengerial (Courier) Services	209
5.5.3. Telephone System	210
5.5.4. Internet Service Providers	210
5.5.5. Publication	210
6. PUBLIC FINANCE	267
6.1. City Annual Budget, CY 2011-2012	268
6.2. Comparative Revenues and Receipts, CY 2011-2012	273
6.3. Comparative Expenditures, CY 2011-2012	276
7. DEVELOPMENT ADMINISTRATION	
(CITY BUREAUCRACY)	296

LIST OF TABLES

	PAGE
Table - 1. Projected Population Distribution by Barangay and by Sex	8 - 10
- 2. Estimated Five Year Age-Sex Distribution Population Projection	11
- 3. Estimated Number of Household, Household Population and Household Size by Barangay	12 - 14
- 4. Population Density, Land Area, Number of Land Parcels and Distance from City Hall	15 - 17
- 5. Average Annual Family Income and Expenditures	18
- 6. Total Number of Birth by Attendant, by Month and by Sex Batangas City (Residents & Non-Residents)	19
- 7. Total Number of Birth by Attendant, by Month and by Sex Batangas City Residents Only	20
- 8. Total Number of Birth and Death by Sex by Month	21
- 9. Total Number of Birth and Death by Sex by Month - Batangas City Residents Only	22
- 10. Total Number of Fetal Death by Sex by Month, Batangas City (Residents & Non-Residents)	23
- 11. Total Number of Fetal Death by Sex by Month, Batangas City Residents Only	24
- 12. Total Number of Death by Sex-Age Structure, Batangas City (Residents & Non-Residents)	25
- 13. Total Number of Death by Sex-Age Structure, Batangas City Residents Only	26
- 14. Total Number of Marriages by Month	27
- 15. Total Number of Marriages by Age of Groom and Bride	28
- 16. Total Number of Marriage by Rite and by Month	29
- 17. Total Number of Marriages to Foreigner	30
- 18. Total Enrollment in Both Public and Private Schools by Level	36
- 19. Nursery and Kindergarten Enrollment by School	37 - 40
- 20. Elementary Education Enrollment by Schools	41 - 44
- 21. Secondary Education Enrollment by Schools	45 - 46
- 22. Tertiary Education Enrollment by Schools	47
- 23. Vocational, Master's Degree, Doctorate & Law Enrollment by Schools	48
- 24A. Computer Courses Enrollment by School	49 - 54
- 24B. Computer Enrollment by School	55
- 25. Comparative Total Enrollment, SY 2011-2012 and SY 2012-2013	56

	PAGE
- 26. Masterlist of Day Care Centers and Tutorial Schools	
A. Public	57 - 61
B. Private	62 - 63
- 27. List of Review & Training Centers	64 - 65
- 28. Schools Directory	66 - 73
- 29. Rural Health Unit by Personnel and Patients	75
- 30. Health Statistics	76
- 31. Nutritional Statistics	77
- 32. Ten Leading Causes of Morbidity	78
- 33. Ten Leading Causes of Mortality	79
- 34. Leading Causes of Infant Mortality	80
- 35. Types of Toilet Facilities	81
- 36. Family Planning Program	82
- 37. Hospitals/Clinics by Number of Patients, Bed Capacity and Service Area	83
- 38. Health Facilities by Hospitals/Clinics	84
- 39. Health Services by Hospitals/Clinics	85
- 40. Type, Personnel by Hospitals/Clinics	86 - 87
- 41. Leading Illness of Patients by Hospitals/Clinics	88
- 42. Hospitals/Clinics Directory	89 - 90
- 43. List of Clinical Laboratory	91 - 92
- 44. Number of Persons with Disabilities by Barangay	93 - 95
- 45. List of Existing Subdivisions in Batangas City	99 - 102
- 46. List of Subdivisions in Batangas City Approved by the City Government	103 - 106
- 47. Buildings Constructed in Batangas City	107
- 48. Barangay with Informal Settler Settlement	108
- 49. Monthly Crime Volume	111
- 50. Crime Statistics in Batangas City	112
- 51. Jail Statistics	113
- 52. Number of Inmates & Causes of Imprisonment	114
- 53. Fire Protection	115 - 116
- 54. Fire Incidents Statistics (Bureau of Fire Protection)	117 - 122
- 55. Recreational Facilities	128 - 141
- 56. Lists of Travel Agencies	142 - 143
- 57. Tourists Accommodations and Facilities	144 - 150
- 58. Agricultural Profile	152 - 155
- 59. List of Multi-Purpose Cooperatives	156 - 159

	PAGE
- 60. Number of Stalls, Area and Monthly Rental Per Section at the Batangas City First Market (I)	161
- 61. Number of Stalls, Area and Monthly Rental Per Section at the Batangas City DJPMM Market (II)	162
- 62. Number of Stalls, Area and Monthly Rental Per Section at the Batangas City New Public Market (III)	163
- 63. Number of Slaughtered Animals by Month	164
- 64. List of Business Establishments by Type of Business	165 – 186
- 65. List of Industries in Batangas City	188 – 191
- 66. Banking Institutions	192 – 198
- 67. List of Insurance Companies	199 – 201
- 68. List of Restaurants/Fast Food Establishments and Telephone Numbers	202 – 203
- 69. Total Population 15 Years Old & Above & the Employment Rates	204
- 70. Number of Service Connections Per Consumer Category	211
- 71. Existing Water Consumption by Zone	212 – 215
- 72. Water Rates	216
- 73. Water Resource Inventory	217 – 220
- 74. List of Barangay Rural Waterworks Sanitation Associations	221 – 223
- 75. List of Barangays Without Electricity	224
- 76. Costumer Count, Electricity Consumption and Kilowatt Sales by Type of Consumers	225
- 77. Total Number of Registered Tricycles Operating in Batangas City	226
- 78. Total Number of Registered PUJ Vehicles in Batangas City	227
- 79. Passenger Bus Companies Operating in Batangas City	228 – 229
- 80. Number of Registered Motor Vehicles	230
- 81. Vessels Operating in Batangas Port	231 – 241
- 82. Road Classification by Surface Pavement	242
- 83. City Road Inventory	243 – 244
- 84. Barangay Road Inventory	245 – 248
- 85. National Road Inventory	249
- 86. Drainage Inventory	250
- 87. Bridge Inventory	251 – 253
- 88. Courier/Telegram/Messengerial Services	254 – 256
- 89. Telephone System	257
- 90. Internet Service Providers	258
- 91. Telecommunication Facilities	259 – 264
- 92. Publications	265 – 266

	PAGE
- 93. Comparative Budget, CY 2011-2012	269 – 272
- 94. Comparative Revenue and Receipts, CY 2011-2012	274 – 275
- 95. Comparative Expenditures by Office, CY 2011-2012	277 – 281

ANNEXES

	PAGE
“A” Comparative Total Enrollment SY 2011-2012 & SY 2012-2013	282
“B” Comparative Graph of City Budget CY 2011-2012	283
“C” Comparative Graph of City Income CY 2011-2012	284
“D” Comparative Graph of City Income & Expenditures CY 2011-2012	285
“E” Comparative Graph of Expenditures by Office, General Fund CY 2011-2012	286
“F” Annual Barangay Share (Real Property Tax)	287 - 289
“F.1” Internal Revenue Allotment by Barangay	290 - 292
“F.2” Annual Budget by Barangay	293 - 295
“G” List of City Government Officials, Department Heads and Chief of Offices	297
“H” Batangas City Government, Sex Distribution of Personnel (Permanent Employees)	298
“H.1” Number of City Government Personnel by Age	299
“H.2” Number of City Government Personnel by Educational Attainment	300
“I” Batangas City Government Organizational/Functional Chart	301
“J” List of Punong-Barangays and SK Chairmen in Batangas City	302 - 304
“K” Recognitions/Awards Received by Batangas City CY 2012	305 - 307
“L” Directory of National Government Agencies Based in the City	308 - 323
“M” List of Non-Government Organizations (Accredited)	324 - 325
“N” List of Non-Government Organizations (Not Accredited)	326 - 330
“O” List of KALIPI-Womens Group in Different Barangays	331 - 334
“P” Map of CALABARZON Region, Showing Batangas City	335

	PAGE
“Q” Map of Batangas Province, Showing Batangas City	336
“R” Map of Batangas City (Barangays)	337
“S” Map of Batangas City (Urban Area)	338
“T” Map of Batangas City (Poblacion)	339
“U.1” Tricycle Route (G1)	340
“U.2” Tricycle Route (G2)	341
“U.3” Tricycle Route (G3)	342
“V” Poblacion PUJ & Tricycle Route	343



Republic of the Philippines
Batangas City

Office of the City Mayor

City Hall, #10 P. Burgos Street, Batangas City 4200
Tel. No. (043) 723-1511 Telefax (043) 723-1558



MESSAGE

The Batangas City Socio-Economic, Physical and Political Profile (SEPPP) has been crafted to serve as one of the vital tools in the city's development planning efforts and to serve as the basis to chart the city's continuous growth and progress.

The information contained in the updated City Socio-Economic, Physical and Political Profile particularly the data on demography are based in the CY 2010 NSO Census.

I would like also to take this opportunity to extend our sincerest gratitude to different city and national government offices, the academe, the NGOs and the private sector that made tremendous contributions and support by providing all the data needed to complete the city SEPPP.

I hope that this vital document which was prepared by the City Planning and Development Office will be of great help to all data seekers and be able to serve its purpose.

VILMA ABAYA DIMACUHA
City Mayor



Republic of the Philippines
Batangas City

City Planning & Development Office

City Hall Complex, P. Burgos Street, Batangas City 4200
email add.: sonny.godoy@batangascity.gov.ph
Telefax No.: (043) 723-1832



MESSAGE

The City Socio-Economic, Physical and Political Profile (SEPPP) are a comprehensive document containing important facts and figures about Batangas City.

As one of its inherent mandates, the City Planning and Development Office (CPDO) has initiated the collective efforts and contributions of all city government offices, the city based national government agencies, the academe, the NGOs and the private sectors operating in the city to come up with this document. The City SEPPP is the city government's response to the increasing demand for reliable statistical information of the concerned local and national government officials, policy makers, planners, the business community, prospective entrepreneurs and investors, students and the individual city constituent as well.

The information in the City SEPPP is categorized into social, economic, infrastructures, utilities/services as well as the data on local development administration. Demographic data are based on the official results of CY 2010 actual NSO census which served as basis in the projection of 2012 city population for rationality.

As planners, we highly regarded this document as a vital tool for different planning activities of the city government and a very useful reference material for all concerned. Rest assured that the CPDO is committed in doing its best to update and present yearly the City Socio-Economic, Physical and Political Profile for the satisfaction of the general public.

JANUARIO B. GODOY
City Planning & Development Coordinator

1. HISTORICAL BACKGROUND

Spanish missionaries first set foot in Batangas City in 1572. The settlement was founded in 1581 and named "Batangan" because of the numerous big logs that abounded the Calumpang River. The logs were called "batang" by the natives who settled near the river and called the settlement "Batangan". This name was modified and became Batangas in 1601. Don Agustin Casilao was appointed as the first Gobernadorcillo. Since 1754, the city has been the capital and administrative center of the province. Batangas became a city in 1969 through Republic Act. No. 5495.

The following dates marked the significant events/activities which shaped the growth and development of Batangas City.

1581	- The first Roman Catholic Church was built.
1902	- Batangas High School was established which is now known as the Batangas National High School.
June 19, 1909	- The Batangas Municipal Hall was inaugurated.
July 04, 1909	- Civil Government was established under the American Regime.
June, 1910	- The Batangas Trade School was formally opened. Known now as the Batangas State University formerly Pablo Borbon Memorial Institute of Technology.
July 25, 1915	- Plaza Mabini was inaugurated.
December 12, 1941	- Japanese planes bombed and totally destroyed the Batangas Airport in Barangay Alangilan.
February 13, 1948	- Batangas Catholic Church was elevated to the status of Basilica Minor of Infant Jesus and Immaculate Conception.
June 21, 1969	- Republic Act No. 5495 creating Batangas City was signed into law by the late President Ferdinand Marcos.
July 23, 1969	- Batangas City Government was formally organized.

2. PHYSICAL AND GEOGRAPHICAL ASPECTS

2.1 Location, Accessibility and Area

The City of Batangas is a coastal city lying in a covelike shape at the south-eastern portion of Batangas Province and geographically situated at coordinates 13 degrees, 45 minutes and 25.96 seconds north latitude and 121 degrees, 3 minutes and 29.2 seconds east longitude. It is bounded on the northwest by the municipality of San Pascual; on the north by the municipality of San Jose; on the east by the municipalities of Ibaan, Taysan and Lobo; and on the south by the Batangas Bay.

Batangas City, the capital of Batangas Province has a total land area of more or less 28,541.44 hectares. It is about 112.00 kilometers away from Manila and has a travel time of approximately two (2) hours through the Southern Tagalog Arterial Road (STAR).

2.2 Terrain

Batangas City has a rolling terrain that ranges from 0% to 30% in slope. Its highest point is Mount Banoy in Barangay Talumpok Silangan which is 968 meters above sea level and about 13.50 kilometers east of the Poblacion. The city’s coastal barangays starting from Sta. Rita Aplaya from the north down to Ambulong on the south are nearly level at 0% to 3%.

In the east beyond the barangays of Mabacong, Simlong and Pinamucan Ibaba, the slope rises from 8% to 30%. The Matuco Point at the southwest tip of the city along the Batangas Bay has a slope of 30%. To the immediate south is Verde Island composed of six (6) barangays which is mountainous and with a slope ranging from 3% to 30%.

Slope and Land Area Percentage Distribution

SLOPE	LAND AREA	PERCENTAGE SHARE
0% - 3%	6,578.80	23.05%
4% - 8%	10,902.83	38.20%
9% - 15%	3,462.08	12.13%
16% - 30%	7,166.76	25.11%
31% - over	328.23	1.15%
Swamps & Fishpond	102.74	0.36%
TOTAL	28,541.44	100.00%

2.3 Climate Condition

Batangas City is generally coolest during the months of December to January with temperature ranging from 22°C to 26°C. The mean temperature rises and attains a maximum of 36 degrees Celsius (36°C) in May. The month of October marks the steady fall of temperature.

The driest months in Batangas City are from January to April, with the average monthly rainfall of less than 50 mm per month. The northeast monsoon “*amihan*” prevails starting the months of November up to April. Although originally moist, it becomes comparatively drier after crossing the Sierra Madre Range to the north and east of Batangas, thus attributing for predominantly dry weather during this period. By May to the later part of October, the situation is reversed. The southwest monsoon “*habagat*” prevails bringing with it considerable rain. A pronounced maximum rain period occurs in Batangas during the months of June, July, August and September when southwest monsoon flow is steadiest and the average monthly rainfall is 275 mm per month. By the end of October, the northeast monsoon starts to set again. However, the months from October to December are not characterized by dry weather as compared to the months from January to April. This is partly due to the fact that typhoons and depressions most frequently affect the city during the months from July to December.

2.4 Soil Types and Location

There are seven (7) types of soil that composed the land area of Batangas City. Their types, location and agricultural potentials are as follows:

2.4.1 Type of Soil	: Taal Sandy Loam
Location	: Sta. Rita Karsada, Sta. Rita Aplaya, Sta. Clara and Cuta
Agricultural Potentials	: corn, citrus, sugar cane, fruit trees
2.4.2 Type of Soil	: Hydrosol
Location	: Calicanto and Wawa
Agricultural Potentials	: saltbeds and fishponds
2.4.3 Type of Soil	: Calumpang Clay Loam
Location	: Libjo, Poblacion and Pallocan
Agricultural Potentials	: Sugar Cane
2.4.4 Type of Soil	: Ibaan Clay Loam
Location	: Pinamucan, Mahabang Dahilig, Malalim, Sirang Lupa, Conde, Talumpok Kanluran/Silangan, Sto. Niño, Tulo, Paharang
Agricultural Potentials	: sugar cane, upland crops, rice and intercrops

2.4.5 Type of Soil	: Ibaan Loam
Location	: Balete, Concepcion, Bucal, Mahabang Parang, Sorosoro, Tingga, Banaba, Balagtas, Alangilan, Bolbok, Kumintang, San Pedro, Dumantay, Dalig, Gulod, Sampaga, San Isidro, Ambulong and Tabangao Aplaya
Agricultural Potentials	: sugar cane, upland rice, corn, vegetables, coffee, bananas, fruit bearing trees
2.4.6 Type of Soil	: Ibaan Loam (Gravely Phase)
Location	: Talumpok Kanluran/Silangan, Conde, San Miguel, Sto. Niño, Tabangao Dao, Haligue, Talahib Payapa, Talahib Pandayan, Mabacong, Ilijan and Dela Paz
Agricultural Potentials	: coconut, atis, cacao and coffee
2.4.7 Type of Soil	: Sibul
Location	: Isla Verde
Agricultural Potentials	: upland rice, peanuts and vegetables

2.5 Mineral Resources

Several mineral resources can be found in the city and some of the deposits have not yet been extracted. Traces of metallic mineral like gold and non-metallic mineral like gypsum are being detected in the mountainous area of barangays Sto. Domingo and Cumba respectively.

Saltbeds originally existed abundantly in barangays Sta. Clara and Malitam but rapid urbanization and the expansion/development of the Batangas Port likewise resulted to the end of this industry.

2.6 Forestry

The forest resources of Batangas City are not in commercial quantity except for bamboo which are in demand for use in the construction of fish pens.

Marginal forest lands can be found mostly in the barangays of Talumpok Silangan (where Mt. Banoy is located), Talahib Payapa, Sto. Domingo, Cumba and along the boundary line with the municipality of Lobo.

2.7 Land Use

The land use of the city has considerably changed from 1946 to 1981 from a major agricultural use to a rapidly developing major urban center and from 1981 up to the present to a major urban commercial and industrial center.

Comparison between 1998-2007 and 2009-2018 CLUPs

Management Zone	1998-2007 CLUP		2009-2018	
	Area	% Total	Area	% Total
Primary Urban Core	625.72	2.19%	855.00	3.00%
Secondary Urban Core	1,755.35	6.15%	1,524.00	5.34%
Gen. Dev't. Area	4,105.72	14.39%	3,958.00	13.87%
Socialized Housing Area	446.42	1.56%	36.35	0.13%
Medium - Heavy Industrial Area	2,328.56	8.16%	934.60	3.27%
Light Industrial Area	0	0.00%	954.6	3.34%
International Port Area	401.46	1.41%	175.10	0.61%
Ecological Development Area	10,958.72	38.40%	10,749.00	37.66%
- Forest Management Zone	389.86	1.37%	3,942.00	13.81%
- Agroforestry	5,057.65	17.72%	5,523.00	19.35%
- Watershed	4,301.32	15.07%	0	0.00%
- Tourism*	1,209.89	4.24%	1,116.55	3.91%
Agricultural Development Area	6,492.55	22.75%	8,143.00	28.53%
Agro-Industrial Area	1,354.81	4.75%	486.30	1.70%
Special Land Use Area	72.13	0.25%	20.18	0.07%
- Sanitary Landfill	7	0.02%	7.00	0.02%
- Open Space	65.13	0.23%	13.18	0.05%
Main River	0	0.00%	113.70	0.40%
Protected Area (High Risk Area)	0	0.00%	124.10	0.43%
Roads / Other Rivers	0	0.00%	634.96	2.22%
Total	28,541.44	100.00%	28,541.44	100.00%

SOURCE : Zoning Division, OCPDC
Batangas City

2.8 Water Resources

Batangas City is traversed by several streams that converge at the Calumpang River which in turn flows into the Batangas Bay.

Calumpang River is a perennial body of water with a catchment area of approximately 472.00 square kilometers. The river forms the southeastern boundary of the Poblacion and it flows into the Batangas Bay at a point approximately two kilometers south of Batangas Port.

There are several springs in Batangas City that have sufficient volume of discharge to suffice the needs of nearby residents for their water supply requirements. These can be found in barangays Talumpok Kanluran & Silangan, Cumba, Sto. Domingo, Talahib Pandayan, Talahib Payapa, Ilijan, Malibayo, Bilogo, Haligue Kanluran, Haligue Silangan, Maruclap and Conde Itaas.

3. SOCIAL ASPECTS

3.1 Population

For the year 2012, the projected population of Batangas City based from CY 2010 POPCEN of the National Statistics Office (NSO) is 318,750 with a population growth rate of 2.13%. By referring to Table 1, it can be noted that Brgy. Sta. Rita Karsada has the biggest population with 18,076 while Barangay 17, an urban barangay has the smallest population of 108.

3.1.1 Male - Female Ratio

The average ratio of male to female population of the whole city is 0.99:1.00 with the female population slightly higher. Out of the 105 barangays, 51 barangays have higher male population, 54 barangays have higher female population and two barangays, Malitam and Mahacot Silangan has equal male-female population.

3.1.2 Population Density

With a land area of approximately 28,541.44 hectares and a total population of 318,750, the city has a population density of 11.17 persons per hectare or 1,117 persons per square kilometer. The population density of the entire city is far below the population density of the poblacion which is 170 persons per hectare.

3.1.3 Urban-Rural Distribution

In addition to the 24 barangays in the Poblacion are the 17 urbanizing barangays, namely, Alangilan, Balagtas, Bolbok, Calicanto, Cuta, Gulod Itaas, Gulod Labac, Kumintang Ibaba, Kumintang Ilaya, Libjo, Malitam, Pallocan Kanluran, San Isidro, Sta. Clara, Sta. Rita Aplaya, Sta. Rita Karsada and Wawa. These barangays are situated within the immediate periphery of the poblacion.

Urban population is 175,824 while rural population is 142,926 representing 55% and 45% respectively of the total city population.

3.2 Household Characteristics

Batangas City has a total projected households of 64,658 for CY 2012. Out of this figure, 5,279 or 8.16% reside in the poblacion. The projected average household size in the city for CY 2012 is five (5).

Barangay Sta. Rita Karsada has the highest household number of 3,609 while Barangay 16 in the Poblacion has the lowest household number of 27.

3.2.1 Average Income/Expenditure Per Household

Based on the final results of the CY 2009 Family Income and Expenditure Survey (FIES) by the National Statistics Office, the average income per household is P219,272.00 per annum or P18,273.00 per month while the average expenditure per household is P182,600.00 per annum or P15,217.00 per month based at the current prices.

3.3 Civil Registration Statistics

3.3.1 Birth and Death

As per the record of the Office of the City Civil Registrar, a total of 8,278 babies were born and 2,593 persons died in CY 2012. Statistics showed that in both birth and death registries, the males have always the higher number. In the case of fetal death, out of 52 fetal deaths, female and male have the same number which is 26 (see Table 10).

Table 12 shows that for all age bracket ages 0 to 80, male deaths is dominant over the female. Age bracket of 81 to 110, female has the highest number of death with the total of 236 or 22%.

3.3.2 Fertility Rate

The total fertility rate or the number of children born to a woman was projected to decrease from 3,230 children per thousand women in 1995 to 2,811.7 as of the year 2000.

3.3.3 Life Expectancy at Birth

As of year 2000, the estimated life expectancy at birth for most Batangas City residents is 66 years for male and 73 years for female.

3.3.4 Marriage

Total marriages in CY 2012 were 1,792. Of this number, church weddings were 1,045 and civil weddings were 747. With this figure, it only shows that majority of the Batangueños still believe in the sanctity of marriage.

**TABLE 1. ESTIMATED POPULATION DISTRIBUTION
BY BARANGAY AND BY SEX
Batangas City
CY 2012**

BARANGAY		TOTAL POPULATION	MALE	FEMALE
		Estimated	Estimated	Estimated
Batangas City		318,750	158,687	160,067
Barangay	1	736	341	395
	2	632	279	353
	3	383	182	201
	4	1,564	709	855
	5	661	328	333
	6	2,096	979	1,116
	7	746	359	386
	8	602	309	292
	9	295	143	152
	10	369	182	187
	11	801	378	423
	12	1,436	681	755
	13	531	259	272
	14	306	139	167
	15	178	76	102
	16	205	105	100
	17	108	49	59
	18	398	180	219
	19	996	476	520
	20	358	166	192
	21	692	347	345
	22	244	111	133
	23	663	331	332
	24	3,001	1,521	1,480
POBLACION*		18,001	8,630	9,369
Alangilan*		13,906	6,775	7,131
Balagtas*		9,512	4,825	4,688
Balete		9,490	4,802	4,688
Banaba Center		2,069	1,059	1,010
Banaba East		3,560	1,667	1,893
Banaba South		2,014	958	1,056
Banaba West		2,110	1,093	1,017
Bilogo		1,908	991	917
Bolbok*		12,314	6,090	6,224
Bucal		2,566	1,294	1,272
Calicanto*		10,758	5,358	5,400
Catandala		672	340	332
Concepcion		3,559	1,812	1,747

**continuation... TABLE 1. PROJECTED POPULATION DISTRIBUTION
BY BARANGAY AND BY SEX
Batangas City
CY 2012**

BARANGAY	TOTAL POPULATION	MALE	FEMALE
	Estimated	Estimated	Estimated
Conde Itaas	1,361	709	653
Conde Labac	1,839	929	910
Cumba	953	512	441
Cuta*	11,953	5,900	6,053
Dalig	2,345	1,188	1,157
Dela Paz Proper	1,480	1,266	1,213
Dela Paz Pulot Aplaya	608	308	299
Dela Paz Pulot Itaas	437	215	222
Dumantay	3,843	1,897	1,947
Dumuclay	3,386	1,736	1,649
Gulod Itaas*	5,163	2,559	2,603
Gulod Labac*	2,538	1,301	1,237
Haligue Kanluran	1,160	575	585
Haligue Silangan	1,772	896	876
Ilijan	4,088	2,099	1,989
Kumintang Ibaba*	10,570	5,148	5,422
Kumintang Ilaya*	10,765	5,310	5,455
Libjo*	11,435	5,037	6,398
Liponpon, Isla Verde	778	397	381
Maapaz	217	112	104
Mabacong	1,954	1,020	933
Mahabang Dahilig	1,491	758	733
Mahabang Parang	3,407	1,692	1,715
Mahacot Kanluran	626	294	332
Mahacot Silangan	709	354	354
Malalim	1,241	612	629
Malibayo	481	236	245
Malitam*	6,973	3,487	3,487
Maruclap	998	512	486
Pagkilatan	1,378	683	694
Paharang Kanluran	1,371	701	670
Paharang Silangan	1,275	594	680
Pallocan Kanluran*	6,528	3,290	3,239
Pallocan Silangan	2,113	1,070	1,043
Pinamucan Ibaba	1,471	749	722
Pinamucan Proper	3,762	1,873	1,889
Pinamucan Silangan	1,173	611	563
Sampaga	4,152	2,084	2,067
San Agapito, Isla Verde	1,242	626	616
San Agustin Kanluran, Isla Verde	746	386	359
San Agustin Silangan, Isla Verde	809	391	418
San Andres, Isla Verde	1,014	513	501

continuation... **TABLE 1. PROJECTED POPULATION DISTRIBUTION
BY BARANGAY AND BY SEX**
Batangas City
CY 2012

BARANGAY	TOTAL POPULATION	MALE	FEMALE
	Estimated	Estimated	Estimated
San Antonio, Isla Verde	1,145	571	574
San Isidro*	7,184	3,649	3,535
San Jose Sico	4,826	2,482	2,344
San Miguel	2,344	1,218	1,125
San Pedro	1,575	851	724
Simlong	3,964	1,972	1,992
Sirang Lupa	1,428	701	727
Sorosoro Ibaba	2,830	1,447	1,383
Sorosoro Ilaya	1,878	960	918
Sorosoro Karsada	1,840	912	928
Sta. Clara*	11,039	5,522	5,517
Sta. Rita Aplaya*	2,380	1,209	1,170
Sta. Rita Karsada*	18,076	8,946	9,130
Sto. Domingo	1,866	976	890
Sto. Niño	2,629	1,281	1,348
Tabangao Ambulong	5,071	2,581	2,490
Tabangao Aplaya	3,354	1,715	1,639
Tabangao Dao	2,738	1,360	1,378
Talahib Pandayan	2,400	1,208	1,192
Talahib Payapa	600	297	302
Talumpok Kanluran	2,990	1,525	1,466
Talumpok Silangan	1,924	1,006	918
Tingga Itaas	2,922	1,437	1,485
Tingga Labac	6,136	3,168	2,968
Tulo	3,842	1,920	1,922
Wawa*	6,732	3,447	3,286

NOTE : Details may not add up due to roundings.
Figures based from actual 2010 POPCEN.

	Projected 2012
* - Urban Barangays (41) -	175,824
Rural Barangays (64) -	142,926
TOTAL (105) -	318,750
Population Growth Rate -	2.13%

SOURCE : **National Statistics Office**
Batangas

TABLE 2. 5 YEAR AGE-SEX DISTRIBUTION
Batangas City
CY 2012

AGE	2012 ESTIMATED		
	BOTH SEXES	MALE	FEMALE
TOTAL	318,750	158,687	160,067
Under 1	8,894	4,638	4,256
1 - 4	32,067	16,642	15,425
5 - 9	37,199	19,059	18,140
10 - 14	35,988	18,073	17,915
15 - 19	35,382	17,246	18,136
20 - 24	30,665	15,277	15,388
25 - 29	26,999	13,339	13,660
30 - 34	23,014	11,498	11,516
35 - 39	20,464	10,482	9,982
40 - 44	16,703	8,385	8,318
45 - 49	13,866	6,924	6,942
50 - 54	9,977	4,890	5,087
55 - 59	8,033	3,780	4,253
60 - 64	6,280	2,795	3,485
65 - 69	4,909	2,191	2,718
70 - 74	3,442	1,459	1,983
75 - 79	2,200	919	1,281
80 - 84	1,561	635	926
85 and over	1,020	381	639

Note : Total may not add up due to roundings.

AGE	%	Projected 2012
0 - 17	40.80%	130,050
18 & over	59.20%	188,700

SOURCE : **City Planning & Development Office**
Figures Based from actual 2010 POPCEN
Batangas City

**TABLE 3. ESTIMATED NUMBER OF HOUSEHOLDS, HOUSEHOLD
POPULATION & AVERAGE HOUSEHOLD SIZE
BY BARANGAY
Batangas City
CY 2012**

BARANGAY		HOUSEHOLD NUMBER	HOUSEHOLD POPULATION	AVE. HH SIZE
		ESTIMATED 2012	ESTIMATED 2012	
T O T A L		64,658	317,357	5
Barangay	1	263	503	2
	2	244	367	2
	3	140	206	2
	4	283	1,372	5
	5	232	558	2
	6	540	2,314	4
	7	232	805	4
	8	193	594	3
	9	106	349	3
	10	130	445	3
	11	187	701	4
	12	494	1,838	4
	13	140	492	4
	14	103	352	3
	15	38	224	6
	16	27	74	3
	17	43	158	4
	18	199	519	3
	19	199	647	3
	20	193	357	2
	21	366	448	2
	22	68	176	3
	23	173	785	5
	24	686	3,286	5
POBLACION (Brgy. 1-24)		5,279	17,570	3
Alangilan*		2,631	14,355	6
Balagtas*		1,643	8,623	5
Balete		1,798	9,577	5
Banaba Center		403	2,052	5
Banaba East		379	1,845	5
Banaba South		289	1,448	5
Banaba West		647	2,963	5
Bilogo		379	1,976	5
Bolbok*		2,484	12,584	5
Bucal		468	2,292	5
Calicanto*		2,432	11,239	5
Catandala		154	694	5
Concepcion		707	3,343	5

**continuation... TABLE 3. ESTIMATED NUMBER OF HOUSEHOLDS,
HOUSEHOLD POPULATION & AVERAGE HOUSEHOLD SIZE
BY BARANGAY
Batangas City
2012**

BARANGAY	HOUSEHOLD NUMBER	HOUSEHOLD POPULATION	AVE. HH SIZE
	ESTIMATED 2012	ESTIMATED 2012	
Conde Itaas	249	1,296	5
Conde Labac	372	1,932	5
Cumba	199	912	5
Cuta*	2,316	12,577	5
Dalig	411	2,130	5
Dela Paz Proper	604	2,695	5
Dela Paz Pulot Aplaya	154	622	4
Dela Paz Pulot Itaas	122	501	4
Dumantay	385	3,605	9
Dumuclay	494	2,786	6
Gulod Itaas*	910	5,250	6
Gulod Labac*	521	2,306	5
Haligue Kanluran	257	1,208	5
Haligue Silangan	358	1,699	5
Ilijan	803	4,110	5
Kumintang Ibaba*	2,350	11,062	5
Kumintang Ilaya*	2,169	10,848	5
Libjo*	2,105	10,399	5
Liponpon, Isla Verde	283	884	3
Maapaz	43	196	5
Mabacong	366	1,755	5
Mahabang Dahilig	270	1,443	5
Mahabang Parang	590	3,297	6
Mahacot Kanluran	167	620	4
Mahacot Silangan	161	657	4
Malalim	232	1,157	5
Malibayo	91	440	5
Malitam*	1,098	6,652	6
Maruclap	225	1,002	5
Pagkilatan	249	1,286	5
Paharang Kanluran	249	1,322	5
Paharang Silangan	249	1,172	5
Pallocan Kanluran*	1,329	6,380	5
Pallocan Silangan	379	2,061	5
Pinamucan Ibaba	294	1,417	5
Pinamucan Proper	770	3,388	4
Pinamucan Silangan	219	1,085	5
Sampaga	713	3,703	5
San Agapito, I. V.	392	1,631	4
San Agustin Kanluran, I. V.	289	1,013	4
San Agustin Silangan, I. V.	283	1,033	4

**continuation... TABLE 3. ESTIMATED NUMBER OF HOUSEHOLDS,
HOUSEHOLD POPULATION & AVERAGE HOUSEHOLD SIZE
BY BARANGAY
Batangas City
2012**

BARANGAY	HOUSEHOLD NUMBER	HOUSEHOLD POPULATION	AVE. HH SIZE
	ESTIMATED 2012	ESTIMATED 2012	
San Andres, I. V.	257	1,117	4
San Antonio, I. V.	434	1,527	4
San Isidro*	1,142	6,666	6
San Jose Sico	815	4,828	6
San Miguel	482	2,317	5
San Pedro	310	1,579	5
Simlong	803	3,813	5
Sirang Lupa	250	1,265	5
Sorosoro Ibaba	568	3,019	5
Sorosoro Ilaya	330	1,971	6
Sorosoro Karsada	330	1,413	4
Sta. Clara*	2,838	12,078	4
Sta. Rita Aplaya*	447	2,081	5
Sta. Rita Karsada*	3,609	20,957	6
Sto. Domingo	348	1,931	6
Sto. Niño	485	2,314	5
Tabangao Ambulong	951	5,415	6
Tabangao Aplaya	803	3,487	4
Tabangao Dao	546	2,635	5
Talahib Pandayan	540	2,157	4
Talahib Payapa	161	609	4
Talumpok Kanluran	583	2,920	5
Talumpok Silangan	446	2,149	5
Tingga Itaas	532	2,962	6
Tingga Labac	931	5,646	6
Tulo	687	3,570	5
Wawa*	1,258	6,837	5

Note : Details may not add up due to roundings.
 Figures based from 2010 POPCEN

	Household Number	Household Population	
	POPCEN 2012	POPCEN 2012	AVE. HH SIZE
* - Urban Barangays (41)	36,561	178,464	5
- Rural (84)	27,512	135,997	5
T O T A L (105)	63,311	310,745	5

**SOURCE : City Planning & Development Office
Batangas City**

**TABLE 4. POPULATION DENSITY, LAND AREA, NUMBER
OF LAND PARCELS AND DISTANCE FROM CITY HALL
Batangas City
CY 2012**

BARANGAY	LAND AREA (HAS)	NO. OF LAND PARCELS	DISTANCE FROM CITY HALL (KMS.)	POPULATION DENSITY / HECTARE
105 Barangays	28,541.4355	101,356		11
* Barangay 1	7.2653	180		99
2	4.2757	162		145
3	3.3179	144		113
4	5.2226	167		293
5	3.3118	148		195
6	16.5154	370		124
7	7.5191	176		97
8	2.7233	114		216
9	2.8330	105		102
10	3.3485	141		108
11	1.9530	82		401
12	5.6845	214		247
13	3.1641	146		164
14	2.8535	92		105
15	2.4764	99		70
16	1.5208	60		132
17	3.1666	44		33
18	5.0390	188		77
19	2.5168	128		387
20	9.1444	3		38
21	1.9832	101		342
22	3.0899	124		77
23	2.1809	119		298
24	4.6808	2		628
<i>Sub-Total</i>	105.7865	3,109		
* Alangilan	260.1929	5,589	3.80	52
* Balagtas	346.2008	2,278	5.60	27
Balete	422.5731	2,351	8.60	22
Banaba Center	152.4624	1,077	6.70	13
Banaba East	117.7255	671	7.71	30
Banaba South	128.1066	1,010	6.00	15
Banaba West	169.1746	1,582	7.05	12
Bilogo	353.2730	731	13.00	5
* Bolbok	249.4780	3,280	2.40	48
Bucal	278.1043	944	12.60	9
* Calicanto	142.7093	1,482	1.30	74
Catandala	358.6128	635	12.85	2
Concepcion	239.2018	969	9.50	15

**continuation... TABLE 4. POPULATION DENSITY, LAND AREA, NUMBER
OF LAND PARCELS AND DISTANCE FROM CITY HALL
Batangas City
CY 2012**

BARANGAY	LAND AREA (HAS)	NO. OF LAND PARCELS	DISTANCE FROM CITY HALL (KMS.)	POPULATION DENSITY / HECTARE
Conde Itaas	237.6382	532	12.70	6
Conde Labac	360.0214	897	10.50	5
Cumba	986.3876	609	19.20	1
* Cuta	145.9829	2,484	1.50	80
Dalig	227.5769	1,184	4.60	10
Dela Paz Proper	905.7344	844	24.00	3
Dela Paz Pulot Aplaya	265.3313	322	27.00	2
Dela Paz Pulot Itaas	405.1787	337	29.00	1
Dumantay	276.9135	3,370	7.20	14
Dumuclay	394.5787	1,771	9.48	8
* Gulod Itaas	228.2495	1,731	4.90	22
* Gulod Labac	69.6737	1,140	4.60	36
Haligue Kanluran	409.3023	715	13.00	3
Haligue Silangan	499.7048	921	15.50	3
Ilijan	1,080.8328	1,849	20.10	4
* Kumintang Ibaba	154.3847	2,721	2.50	67
* Kumintang Ilaya	120.8074	2,511	2.95	87
* Libjo	472.4304	4,112	5.40	24
Liponpon, Isla Verde	193.7872	325	29.00	4
Maapaz	161.6932	183	13.70	1
Mabacong	243.1138	287	16.10	8
Mahabang Dahilig	262.7712	674	18.70	6
Mahabang Parang	79.6292	677	8.60	42
Mahacot Kanluran	310.3762	485	8.40	2
Mahacot Silangan	289.7394	578	9.30	2
Malalim	260.9682	684	9.70	5
Malibayo	388.6411	273	15.40	1
* Malitam	91.1530	107	2.16	75
Maruclap	379.4049	563	13.60	3
Pagkilatan	355.2922	433	18.00	4
Paharang Kanluran	237.4688	653	7.80	6
Paharang Silangan	331.4630	719	10.71	4
* Pallocan Kanluran	108.0384	2,144	4.50	59
Pallocan Silangan	184.5364	3,097	4.10	11
Pinamucan Ibaba	308.9204	365	13.00	5
Pinamucan Proper	169.1360	901	11.00	22
Pinamucan Silangan	217.3954	342	13.40	5
Sampaga	377.7674	3,079	6.20	11
San Agapito, Isla Verde	356.6519	347	32.00	3

**continuation... TABLE 4. POPULATION DENSITY, LAND AREA, NUMBER
OF LAND PARCELS AND DISTANCE FROM CITY HALL
Batangas City
CY 2012**

BARANGAY	LAND AREA (HAS)	NO. OF LAND PARCELS	DISTANCE FROM CITY HALL (KMS.)	POPULATION DENSITY / HECTARE
San Agustin Kanluran, Isla Verde	214.4186	357	27.00	3
San Agustin Silangan, Isla Verde	252.3842	337	26.00	3
San Andres, Isla Verde	254.9533	259	25.00	4
San Antonio, Isla Verde	405.8977	524	29.00	3
* San Isidro	355.3164	2,822	7.00	20
San Jose Sico	566.5047	1,101	14.00	8
San Miguel	839.2862	1,200	11.60	3
San Pedro	426.0020	701	6.50	4
Simlong	586.8434	440	14.94	7
Sirang Lupa	181.2365	686	6.80	8
Sorosoro Ibaba	243.1188	789	8.30	11
Sorosoro Ilaya	212.3930	683	9.60	9
Sorosoro Karsada	225.9383	724	6.30	8
* Sta. Clara	165.6232	1,107	1.00	65
* Sta. Rita Aplaya	112.2324	343	5.00	21
* Sta. Rita Karsada	328.7419	6,145	3.40	54
Sto. Domingo	625.5628	762	14.10	3
Sto. Niño	486.5791	952	9.50	5
Tabangao Ambulong	360.9914	1,059	7.80	14
Tabangao Aplaya	304.7126	431	9.70	11
Tabangao Dao	317.8187	730	11.50	8
Talahib Pandayan	2,029.3691	1,115	24.50	1
Talahib Payapa	304.6971	319	16.30	2
Talumpok Kanluran	720.5516	1,064	17.00	4
Talumpok Silangan	1,054.2147	1,108	19.30	2
Tinga Itaas	277.1248	1,052	7.60	10
Tinga Labac	292.0384	2,023	5.50	21
Tulo	471.2724	1,721	8.60	8
* Wawa	53.3341	128	2.50	124

* - Urban Barangays = 3,510.3355 has. or 52 persons/has.
Rural Barangays = 25,031.1000 has. or 6 persons/has.

SOURCE : Office of the City Assesor & City Planning & Development Office
Batangas City

**TABLE 5. AVERAGE ANNUAL FAMILY INCOME
AND EXPENDITURES
Batangas
CY 2009**

PROVINCE	INCOME	EXPENDITURE
BATANGAS	219,272.00	182,600.00

**SOURCE : National Statistics Office
Income & Employment Statistics Division**

**TABLE 6. TOTAL NUMBER OF BIRTH BY ATTENDANT, BY MONTH
AND BY SEX, BATANGAS CITY
(Residents & Non-Residents)
CY 2012**

MONTH	SEX	ATTENDANT AT BIRTH						TOTAL
		PHYSICIAN	NURSE	MIDWIFE	HILOT	OTHERS	NOT STATED	
T O T A L		5,172	72	806	2,195	33	-	8,278
Total	Male	2,751	38	428	1,073	18	-	4,308
Total	Female	2,421	34	378	1,122	15	-	3,970
January	Male	253	-	55	132	1	-	441
	Female	236	-	53	149	-	-	438
February	Male	275	2	46	103	1	-	427
	Female	190	-	44	90	1	-	325
March	Male	191	-	38	94	2	-	325
	Female	179	-	28	111	4	-	322
April	Male	220	-	42	85	-	-	347
	Female	166	-	30	103	1	-	300
May	Male	270	1	47	131	1	-	450
	Female	229	1	40	137	3	-	410
June	Male	190	1	44	97	-	-	332
	Female	207	1	39	120	2	-	369
July	Male	205	-	31	65	3	-	304
	Female	173	-	19	70	1	-	263
August	Male	216	1	23	58	2	-	300
	Female	187	-	31	60	1	-	279
September	Male	215	-	33	54	1	-	303
	Female	180	-	25	47	-	-	252
October	Male	275	33	-	85	5	-	398
	Female	249	30	-	66	-	-	345
November	Male	215	-	31	73	2	-	321
	Female	199	2	38	79	-	-	318
December	Male	226	-	38	96	-	-	360
	Female	226	-	31	90	2	-	349

SOURCE : Office of the City Civil Registrar
Batangas City

**TABLE 7. TOTAL NUMBER OF BIRTH BY ATTENDANT
BY MONTH AND BY SEX
(Batangas City Residents Only)
CY 2012**

MONTH	SEX	ATTENDANT AT BIRTH						TOTAL
		PHYSICIAN	NURSE	MIDWIFE	HILOT	OTHERS	NOT STATED	
T O T A L		3,381	64	764	2,129	30	-	6,368
Total Male		1,811	36	407	1,050	17	-	3,321
Total Female		1,570	28	357	1,079	13	-	3,047
January	Male	178	-	51	128	1	-	358
	Female	157	-	52	145	-	-	354
February	Male	183	2	44	102	1	-	332
	Female	122	-	42	88	1	-	253
March	Male	133	-	35	93	1	-	262
	Female	112	-	25	108	3	-	248
April	Male	145	-	38	84	-	-	267
	Female	108	-	28	99	1	-	236
May	Male	188	1	46	128	1	-	364
	Female	140	1	38	135	3	-	317
June	Male	112	1	44	97	-	-	254
	Female	130	1	37	118	2	-	288
July	Male	133	-	31	63	3	-	230
	Female	115	-	19	67	-	-	201
August	Male	139	1	21	56	2	-	219
	Female	115	-	28	57	1	-	201
September	Male	140	-	30	53	1	-	224
	Female	123	-	25	43	-	-	191
October	Male	182	31	-	81	5	-	299
	Female	159	25	-	66	-	-	250
November	Male	133	-	30	73	2	-	238
	Female	135	1	32	72	-	-	240
December	Male	145	-	37	92	-	-	274
	Female	154	-	31	81	2	-	268

SOURCE : **Office of the City Civil Registrar
Batangas City**

TABLE 8. TOTAL NUMBER OF BIRTH AND DEATH, BY SEX, BY MONTH
Batangas City
CY 2012

MONTH	BIRTH			DEATH		
	TOTAL	MALE	FEMALE	TOTAL	MALE	FEMALE
T O T A L	8,278	4,308	3,970	2,593	1,526	1,067
January	879	441	438	224	134	90
February	752	427	325	186	105	81
March	647	325	322	222	123	99
April	647	347	300	183	118	65
May	860	450	410	203	113	90
June	701	332	369	190	112	78
July	567	304	263	242	152	90
August	579	300	279	255	150	105
September	555	303	252	195	109	86
October	743	398	345	241	130	111
November	639	321	318	225	142	83
December	709	360	349	227	138	89
Unknown	-	-	-	-	-	-

SOURCE : Office of the City Civil Registrar
Batangas City

TABLE 9. TOTAL NUMBER OF BIRTH AND DEATH, BY SEX, BY MONTH
Batangas City Residents Only
CY 2012

MONTH	BIRTH			DEATH		
	TOTAL	MALE	FEMALE	TOTAL	MALE	FEMALE
T O T A L	6,368	3,321	3,047	1,714	995	719
January	712	358	354	158	90	68
February	585	332	253	135	74	61
March	510	262	248	154	81	73
April	503	267	236	129	84	45
May	681	364	317	141	82	59
June	542	254	288	122	72	50
July	431	230	201	153	95	58
August	420	219	201	161	90	71
September	415	224	191	123	69	54
October	549	299	250	148	77	71
November	478	238	240	141	92	49
December	542	274	268	149	89	60
Unknown	-	-	-	-	-	-

SOURCE : Office of the City Civil Registrar
Batangas City

**TABLE 10. TOTAL NUMBER OF FETAL DEATH
BY SEX BY MONTH, BATANGAS CITY
(Residents & Non-Residents)
CY 2012**

MONTH	DEATH		
	TOTAL	MALE	FEMALE
T O T A L	52	26	26
January	4	-	4
February	4	3	1
March	5	2	3
April	1	1	-
May	6	3	3
June	4	1	3
July	7	5	2
August	2	2	-
September	9	4	5
October	7	2	5
November	-	-	-
December	3	3	-

SOURCE : **Office of the City Civil Registrar
Batangas City**

**TABLE 11. TOTAL NUMBER OF FETAL DEATH
BY SEX BY MONTH, BATANGAS CITY
(Residents Only)
CY 2012**

MONTH	DEATH		
	TOTAL	MALE	FEMALE
T O T A L	29	12	17
January	4	-	4
February	1	-	1
March	3	1	2
April	1	1	-
May	2	1	1
June	2	1	1
July	5	3	2
August	1	1	-
September	7	3	4
October	2	-	2
November	-	-	-
December	1	1	-

SOURCE : **Office of the City Civil Registrar
Batangas City**

**TABLE 12. TOTAL NUMBER OF DEATH BY SEX-AGE
STRUCTURE, BATANGAS CITY
(Residents & Non-Residents)
CY 2012**

Age Bracket	Total	Male	Female
Unknown	-	-	-
0 - 10	368	220	148
11 - 20	98	59	39
21 - 30	105	67	38
31 - 40	173	123	50
41 - 50	237	160	77
51 - 60	416	285	131
61 - 70	433	270	163
71 - 80	392	207	185
81 - 90	294	110	184
91 - 100	73	24	49
101 - 110	4	1	3
111 & above	-	-	-
Total	2,593	1,526	1,067

**SOURCE : Office of the City Civil Registrar
Batangas City**

**TABLE 13. TOTAL NUMBER OF DEATH BY SEX-AGE STRUCTURE
BATANGAS CITY (Residents Only)
CY 2012**

Age Bracket	Total	Male	Female
Total	1,714	995	719
Unknown	-	-	-
0 - 10	145	86	59
11 - 20	43	23	20
21 - 30	46	33	13
31 - 40	86	67	19
41 - 50	146	98	48
51 - 60	281	192	89
61 - 70	297	195	102
71 - 80	336	181	155
81 - 90	260	96	164
91 - 100	70	23	47
101 - 110	4	1	3
111 & above	-	-	-

**SOURCE : Office of the City Civil Registrar
Batangas City**

TABLE 14. TOTAL NUMBER OF MARRIAGES BY MONTH
Batangas City
CY 2012

MONTH	NUMBER
TOTAL	1,792
January	190
February	112
March	107
April	256
May	232
June	157
July	125
August	76
September	107
October	123
November	72
December	235

SOURCE : **Office of the City Civil Registrar**
Batangas City

**TABLE 15. TOTAL NUMBER OF MARRIAGES BY AGE
OF GROOM AND BRIDE
BATANGAS CITY
CY 2012**

MONTH	SEX	TOTAL	OF AGE (25 & above)	ADVICE (21-1 to 24-11)	CONSENT (18 to 21)
<i>Total</i>	<i>Male</i>	1,792	<i>1,277</i>	353	162
<i>Total</i>	<i>Female</i>	1,790	<i>1,004</i>	409	377
January	Male	190	145	33	12
	Female	190	115	45	30
February	Male	112	65	35	12
	Female	112	53	27	32
March	Male	107	82	18	7
	Female	107	63	23	21
April	Male	256	194	49	13
	Female	256	144	61	51
May	Male	232	166	43	23
	Female	232	119	63	50
June	Male	157	117	29	11
	Female	157	89	40	28
July	Male	125	83	20	22
	Female	125	77	24	24
August	Male	76	45	20	11
	Female	76	34	18	24
September	Male	107	73	29	5
	Female	106	60	28	18
October	Male	123	83	24	16
	Female	122	65	28	29
November	Male	72	52	9	11
	Female	72	38	14	20
December	Male	235	172	44	19
	Female	235	147	38	50

*Total Number of Groom Below 18: 0

*Total Number of Bride Below 18: 3

SOURCE : **Office of the City Civil Registrar**
Batangas City

**TABLE 16. TOTAL NUMBER OF MARRIAGE BY RITE
AND BY MONTH, BATANGAS CITY
CY 2012**

MONTH	TOTAL	CHURCH	CIVIL
T O T A L	1,792	1,045	747
JANUARY	190	117	73
FEBRUARY	112	62	50
MARCH	107	54	53
APRIL	256	106	150
MAY	232	173	59
JUNE	157	93	64
JULY	125	65	60
AUGUST	76	51	25
SEPTEMBER	107	43	64
OCTOBER	123	85	38
NOVEMBER	72	42	30
DECEMBER	235	154	81

SOURCE : **Office of the City Civil Registrar
Batangas City**

**TABLE 17. TOTAL NUMBER OF MARRIAGES
TO FOREIGNER
Batangas City
CY 2012**

MONTH	FOREIGNER GROOM	NATIONALITY	FOREIGNER BRIDE	NATIONALITY
TOTAL	19		5	
January	1	American	1	Other
	1	Other		
February	1	American	0	
March	1	Other	0	
April	1	Australian	0	
	2	Others		
May	1	American	0	
	2	Others		
June	1	Australian	1	Other
	1	Other		
July	2	American	0	
August	1	American	0	
	1	Japanese		
September	0		0	
October	1	Other	1	German Other
			1	
November	0		0	
December	2	Others	1	Other

SOURCE : **Office of the City Civil Registrar
Batangas City**

3.4. EDUCATION

3.4.1 Basic Statistics

Batangas City is considered as the center of learning not only in the province but also in the whole Region IV-A (CALABARZON). All levels of education are being offered in the various learning institutions located in the city. Total enrollment for SY 2012-2013 were registered at 106,102 wherein 79,528 or 75% were in public schools while 26,574 or 25% were in the private schools (see Table 18).

3.4.2 Pre-Schools

There are about 7,786 pre-schoolers in Batangas City. Statistics revealed that enrollment of pre-schoolers in the public schools is higher than the enrollment in the private schools. For SY 2012, enrollment in public schools is 5,513 or 71% while private schools have 2,273 or 29%.

Statistics also revealed that the actual ratio between the numbers of classroom and teacher is higher than the national standard. However, this is being remedied by shifting of classes among pre-schoolers. They are being scheduled for only 3 to 4 hours per day or three shifts a day.

In addition to the pre-schoolers, on Table 26 there are about 5,896 day care children enrolled in the 109 day care centers which were established by the city government in the different barangays of the city. These day care centers are being supervised by the Office of the City Social Welfare and Development.

3.4.3 Elementary Level

The total elementary enrollment for SY 2012-2013 is 43,648. Out of this enrollment, 36,443 or 83% are enrolled in the public schools while 7,205 or 17% are enrolled in the private schools.

There are about eighty-three (83) public elementary schools in the city's seven (7) districts and in one (1) state university. In addition, there are thirty-five (35) private schools offering elementary education. St. Bridget College has the highest enrollment among the private schools offering elementary level curriculum which has 1,960 students or 27% of the total enrollment.

For school year 2012 - 2013, the enrollment in public elementary schools is 36,443 or 83% of the total. The public elementary schools in Batangas City are clustered into seven (7) districts namely:

New District (11)

Julian A. Pastor. Mem. Elem. School
Conde Itaas Elementary School
Conde Labac Elementary School
Dumuclay Elementary School
Jose C. Pastor Elem. School
Libjo Elementary School
Palloca East Elem. School
Sampaga Elementary School
San Miguel Elementary School
Sirang Lupa Elementary School
Sto. Domingo Elementary School

North District (14)

Alangilan Elementary School
Balagtas Elementary School
Balet Elementary School
Balet Relocation Elem. School
Banaba Center Public School
Banaba East Elementary School
Banaba South Elem. School
Banaba West Elem. School
Bucal Elementary School
Concepcion Elementary School
Kumintang Elementary School
Sorosoro Elementary School
Tinga Itaas Elementary School
Tinga Labac Elementary School

East District (16)

Batangas City East Central Elem. School
Bagong Silang Elementary School
Bilogo Elementary School
Dumantay Elementary School
Guinto Elementary School
Gulod Elementary School
Catandala Elementary School
Mahacot Elementary School
MAMES (Dalig)
Paharang Elementary School
San Jose Sico Elementary School
San Pedro Elementary School
Talumpok Proper Elementary School
Talumpok Silangan Elementary School
Tulo I Elementary School
Tulo II Elementary School

Coastal District (11)

Dela Paz Itaas Elem. School
Dela Paz Proper Elem. School
Dela Paz Pulot Elem. School
Ilijan Elementary School
Lilinguiwan Elementary School
Mabacong Elementary School
Pagkilatan Elementary School
Payiran Bilao Elementary School
Talahib Pandayan Elem. School
Talahib Payapa Elem. School
Tibig Elementary School

South District (14)

Batangas City South Elem. School
Bolbok Elementary School
Calicanto Elementary School
Cumba Elementary School
Dao Elementary School
Haligue Kanluran Elem. School
Haligue Silangan Elem. School
Mahabang Dahilig Elem. School
Malalim Elementary School
Maruclap Elementary School
Malibayo Elementary School
Piit Elementary School
San Isidro Elementary School
Sto. Niño Elementary School

West District (10)

Sta. Clara Elementary School
Ambulong Elementary School
Malitam Elementary School
Pinamucan Elementary School
Pinamucan Ibaba Elementary School
Sta. Rita Elementary School
Sta. Rita Aplaya Elementary School
Simlong Elementary School
Tabangao Elementary School
Wawa Elementary School

Verde Island District (6)

Liponpon Elementary School
Parang Elementary School
Parang Cueva Elementary School
San Agapito Elementary School
San Agustin Kanluran Elem. School
San Agustin Silangan Elem. School

3.4.4 Secondary Level

There are eighteen (18) public and seventeen (17) private secondary schools in the city.

A total of 25,409 comprised the student population in the secondary level. Of this number, 18,563 students or 73% were enrolled in the public schools while 6,846 students or 27% in the private schools.

Batangas National High School, which was established in 1902 under the American Regime and the oldest public secondary school in the city has the highest enrollment registered at 8,886 students while St. Bridget College has 2,088 students, the highest enrollment for private schools offering secondary courses.

3.4.5 Tertiary, Post Graduate and Vocational Schools

For SY 2012-2013, Batangas State University, has the highest enrollment of 10,362 college students or 52% of the total enrollment followed by Lyceum of the Philippines University which has 7,158 or 36%, University of Batangas which stands third since there is no available data, Westmead International School which has 782 or 3.93%, Saint Bridget College which has 541 or 2.72%, Colegio ng Lungsod ng Batangas which has 530 or 2.66%, Golden Gate Colleges which has 472 or 2.37% and Sunhill International College which has 26 enrollees or 0.13%.

It is worthwhile to note that the Colegio ng Lungsod ng Batangas which was established by the Batangas City Government formally opened on June 05, 2006 offering bachelors degree courses in education, business administration and various computer courses with TESDA accreditation. For SY 2012-2013, it has a total enrollment of 530 students.

For SY 2012-2013, the total number of students taking-up post-graduate/masteral degree courses are 449 and those pursuing doctoral degree courses are 10.

3.4.6 The Batangas City Library and Information Center put up extensions of City Library in the following barangays to address the needs of the students as well as the barangay residents;

Barangay	Name of Librarian/ In-Charge	Number of Staff
Alangilan		
Balete	Mayo Aranas	1
Bilogo		
Calicanto		
Conde Labac		
Dumantay	Lito M. Pagcaliwagan	1
Dumuclay		
Gulod Labac		
Ilijan	Edita Magtibay	1
Kumintang Ibaba		
Kumintang Ilaya		
Haligue Silangan		
Libjo		
Lilinggiwan		
Mabacong		
Malitam		
Maruclap		
Pagkilatan		
Paharang Silangan		
Pinamucan Proper		
Sampaga	Rose Ann R. Ramirez	1
San Agustin Kanluran		
San Isidro		
San Jose Sico		
San Miguel	Amy Arlene M. Guico	1
San Pedro		
Sta. Clara		
Simlong		
Sorosoro		
Tabangao Aplaya		
Talahib Pandayan		
Talumpok Kanluran		
Tinga Labac		
Tulo	Leandro Ilagan	1

3.4.7 City Facility for Street Children

The city government in cooperation with its sister city of Langenfeld in Germany constructed a Drop-in Center for Street Children located at the DJPMM site in Barangay Cuta. It is being administered by the Office of the City Social Welfare and Development. The center provides basic social services to those below eighteen (18) years old to get them off the street to be reunited with their families and be integrated to the society. In CY 2012, the center was able to served thirteen (13) street children.

**TABLE 18. TOTAL ENROLLMENT IN BOTH PUBLIC &
PRIVATE SCHOOLS BY LEVEL
SY 2012 - 2013**

LEVEL OF EDUCATION	T O T A L	PUBLIC	PRIVATE
GRAND TOTAL	108,422	79,528	28,894
Pre-School	7,786	5,513	2,273
Elementary	43,648	36,443	7,205
Secondary	25,409	18,563	6,846
College	19,881	10,892	8,989
Vocational	5,097	4,295	802
Post Graduate/Masteral Degree	942	493	449
Doctorate	115	105	10
Law	60	60	-
Pre-Baccalaureate	756	756	-
Computer Courses	4,728	2,408	2,320

**SOURCE : Different Schools
Batangas City**

TABLE 19. NURSERY AND KINDERGARTEN ENROLLMENT BY SCHOOL
Batangas City
SY 2012 - 2013

NAME OF SCHOOL	SPECIAL CLASS EDUCATION			NURSERY			KINDER I			KINDER II			TOTAL NO. OF PRE- SCHOOL STUDENTS		
	M	F	T	M	F	T	M	F	T	M	F	T	M	F	Total
Grand Total	138	49	187	202	205	407	476	481	957	3,150	3,085	6,235	3,966	3,820	7,786
PUBLIC (83):															
Batangas City East District (16)	72	33	105	-	-	-	-	-	-	381	360	741	453	393	846
Batangas City New District (11)	14	1	15	-	-	-	-	-	-	430	426	856	444	427	871
Batangas City North District (14)	-	-	-	-	-	-	-	-	-	620	586	1,206	620	586	1,206
Batangas City South District (14)	-	-	-	-	-	-	-	-	-	463	454	917	463	454	917
Batangas City West District (10)	-	-	-	-	-	-	-	-	-	559	515	1,074	559	515	1,074
Batangas City Coastal District (11)	-	-	-	-	-	-	-	-	-	141	161	302	141	161	302
Batangas City Verde Island District (6)	-	-	-	-	-	-	-	-	-	64	58	122	64	58	122
Batangas State University	-	-	-	7	9	16	35	33	68	42	49	91	84	91	175
<i>Sub - Total</i>	86	34	120	7	9	16	35	33	68	2,700	2,609	5,309	2,828	2,685	5,513
PRIVATE (44):															
Batangas Christian School	-	-	-	5	1	6	7	6	13	12	9	21	24	16	40
Batangas God's Grace Christian Academy	-	-	-	9	6	15	17	12	29	17	7	24	43	25	68
Carmel School of Batangas	-	-	-	6	1	7	16	10	26	13	13	26	35	24	59
Casa del Bambino Emmanuel Montessori	-	-	-	28	39	67	50	55	105	25	41	66	103	135	238
Christ the Lord Institute Foundation, Inc.	-	-	-	-	1	1	9	3	12	8	1	9	17	5	22
Divine Child Academy															
- P. Panganiban St. & Bolbok	-	-	-	-	-	-	2	1	3	8	3	11	10	4	14

continuation... TABLE 19. NURSERY AND KINDERGARTEN ENROLLMENT BY SCHOOL
Batangas City
SY 2012 - 2013

NAME OF SCHOOL	SPECIAL EDUCATION			NURSERY			KINDER I			KINDER II			TOTAL NO. OF PRE- SCHOOL STUDENTS		
	M	F	T	M	F	T	M	F	T	M	F	T	M	F	Total
Divine Grace Escuela Casa	-	-	-	1	-	1	-	2	2	2	-	2	3	2	5
Golden Gate Colleges	-	-	-	-	-	-	15	14	29	21	16	37	36	30	66
Good Shepherd Christian Academy fo Batangas	-	-	-	-	-	-	7	10	17	10	16	26	17	26	43
Good Shepherd School	-	-	-	-	1	1	9	4	13	10	4	14	19	9	28
Great Wisdom Academy of Batangas	-	-	-	-	-	-	-	-	-	-	-	-	-	-	-
Guardian Angels Science School of Batangas, Inc.	-	-	-	-	2	2	3	3	6	4	3	7	7	8	15
Holy Cross Montessori School	-	-	-	-	-	-	-	-	-	-	2	2	-	2	2
Immaculate Heart of Mary Learning Center & School of Values	-	-	-	-	-	-	4	8	12	11	7	18	15	15	30
Kings Kids Christian Academy	-	-	-	2	2	4	3	4	7	4	4	8	9	10	19
KIPSI Elementary School	8	5	13	2	2	4	8	4	12	4	4	8	22	15	37
Learner's Haven Tutorial & Learning Center, Inc.*	-	-	-	-	-	-	-	-	-	-	-	-	-	-	-
Maranatha Christian Academy	-	-	-	6	7	13	7	8	15	8	7	15	21	22	43
Marian Learning Center & Science High School	-	-	-	-	-	-	5	7	12	9	8	17	14	15	29
Mc Kinley Hill School & Leadership Academy for Children, Batangas	-	-	-	3	5	8	5	7	12	1	4	5	9	16	25

continuation... TABLE 19. NURSERY AND KINDERGARTEN ENROLLMENT BY SCHOOL
Batangas City
SY 2012 - 2013

NAME OF SCHOOL	SPECIAL EDUCATION			NURSERY			KINDER I			KINDER II			TOTAL NO. OF PRE- SCHOOL STUDENTS		
	M	F	T	M	F	T	M	F	T	M	F	T	M	F	Total
Metro Batangas Adventist Elem. School	-	-	-	-	-	-	1	1	2	1	2	3	2	3	5
Missionary Catechist of the Sacred Heart School (I.V.)*	-	-	-	-	-	-	-	-	-	-	-	-	-	-	-
Princeton Science School-Home of Young Achievers	-	-	-	23	21	44	26	26	52	33	44	77	82	91	173
Regis Benedictine Academy	-	-	-	-	-	-	4	2	6	3	3	6	7	5	12
Simco Village Learning Center	-	-	-	2	4	6	6	7	13	11	10	21	19	21	40
Sonshine Christian School, Inc.	-	-	-	12	10	22	4	6	10	4	4	8	20	20	40
Sovereign Shepherd School of Values and Learning	-	-	-	8	3	11	9	8	17	7	6	13	24	17	41
St. Bridget College	-	-	-	-	-	-	73	91	164	93	99	192	166	190	356
St. Mary Eufracia Montessori	-	-	-	-	-	-	6	1	7	6	2	8	12	3	15
Saint Peter D' Rock School	-	-	-	3	3	6	5	1	6	6	6	12	14	10	24
St. Therese of the Child Jesus Multiple Intelligence School	-	-	-	14	10	24	43	22	65	20	13	33	77	45	122
Star Kids Prime School	-	-	-	4	1	5	3	2	5	-	-	-	7	3	10
Stonyhurst Southville International School	-	-	-	17	17	34	15	18	33	6	21	27	38	56	94
Sunhill Development Education, Inc.	27	5	32	-	-	-	-	-	-	-	-	-	27	5	32
Sunhill Montessori Casa - Gulod Labac	-	-	-	18	24	42	16	25	41	17	24	41	51	73	124
Sunhill Montessori Casa - Mahabang Parang	-	-	-	4	4	8	4	2	6	-	2	2	8	8	16

continuation... **TABLE 19. NURSERY AND KINDERGARTEN ENROLLMENT BY SCHOOL**
Batangas City
SY 2012 - 2013

NAME OF SCHOOL	SPECIAL EDUCATION			NURSERY			KINDER I			KINDER II			TOTAL NO. OF PRE-SCHOOL STUDENTS		
	M	F	T	M	F	T	M	F	T	M	F	T	M	F	Total
The Holy Child School, Inc.	-	-	-	1	-	1	3	5	8	4	4	8	8	9	17
UCCP HOPE Christian School of Batangas Inc.	-	-	-	5	9	14	5	18	23	13	12	25	23	39	62
University of Batangas	-	-	-	5	4	9	25	31	56	25	43	68	55	78	133
University of Batangas Special Children Foundation	17	5	22	-	-	-	-	-	-	-	-	-	17	5	22
U.P. Ed Montessori	-	-	-	10	3	13	5	7	12	6	19	25	21	29	50
U.P.-Waldorf School International	-	-	-	2	6	8	3	4	7	4	5	9	9	15	24
Wiz Winner Learning Institute, Inc.	-	-	-	5	10	15	8	7	15	17	3	20	30	20	50
Westmead International Shool	-	-	-	-	-	-	10	6	16	7	5	12	17	11	28
<i>Sub - Total</i>	52	15	67	195	196	391	441	448	889	450	476	926	1,138	1,135	2,273

* - no data available

SOURCE : Different Schools
Batangas City

TABLE 20. ELEMENTARY EDUCATION ENROLLMENT BY SCHOOLS
Batangas City
SY 2012 - 2013

NAME OF SCHOOLS	GRADE 1			GRADE 2			GRADE 3			GRADE 4			GRADE 5			GRADE 6			TOTAL NO. OF ELEMENTARY STUDENTS		
	M	F	T	M	F	T	M	F	T	M	F	T	M	F	T	M	F	T	M	F	Total
Grand Total	4,278	3,747	8,025	4,125	3,675	7,800	3,863	3,517	7,380	3,671	3,251	6,922	3,396	3,278	6,674	3,533	3,314	6,847	22,866	20,782	43,648
PUBLIC (83):																					
Batangas City East District (16)	500	463	963	537	458	995	476	444	920	452	392	844	393	411	804	446	396	842	2,804	2,564	5,368
Batangas City New District (11)	515	469	984	570	460	1,030	472	480	952	439	396	835	453	425	878	442	406	848	2,891	2,636	5,527
Batangas City North District (14)	913	705	1,618	817	696	1,513	735	651	1,386	700	592	1,292	602	590	1,192	671	630	1,301	4,438	3,864	8,302
Batangas City South District (14)	621	546	1,167	592	493	1,085	543	491	1,034	538	478	1,016	499	446	945	468	461	929	3,261	2,915	6,176
Batangas City West District (10)	813	712	1,525	736	649	1,385	692	588	1,280	595	564	1,159	565	543	1,108	561	530	1,091	3,962	3,586	7,548
Batangas City Coastal District (11)	153	165	318	162	173	335	172	160	332	195	158	353	169	149	318	144	158	302	995	963	1,958
Batangas City Verde Island District (6)	92	58	150	92	76	168	70	71	141	81	60	141	70	69	139	92	67	159	497	401	898
Batangas State University	50	61	111	53	66	119	50	60	110	59	46	105	61	49	110	52	59	111	325	341	666
Sub - Total	3,657	3,179	6,836	3,559	3,071	6,630	3,210	2,945	6,155	3,059	2,686	5,745	2,812	2,682	5,494	2,876	2,707	5,583	19,173	17,270	36,443
PRIVATE (35):																					
Batangas Christian School	11	14	25	8	10	18	13	8	21	10	8	18	7	10	17	13	9	22	62	59	121
Carmel School of Batangas	17	18	35	17	19	36	17	13	30	15	6	21	10	9	19	14	10	24	90	75	165
Casa del Bambino Emmanuel Montessori	52	39	91	44	58	102	40	46	86	50	42	92	38	40	78	60	48	108	284	273	557
Christ the Lord Institute Foundation, Inc.	4	5	9	5	7	12	10	1	11	9	7	16	4	9	13	7	8	15	39	37	76
Divine Child Academy	14	5	19	4	4	8	10	1	11	4	6	10	12	11	23	7	12	19	51	39	90

continuation... **TABLE 20. ELEMENTARY EDUCATION ENROLLMENT BY SCHOOLS**
Batangas City
SY 2012 - 2013

NAME OF SCHOOLS	GRADE 1			GRADE 2			GRADE 3			GRADE 4			GRADE 5			GRADE 6			TOTAL NO. OF ELEMENTARY STUDENTS		
	M	F	T	M	F	T	M	F	T	M	F	T	M	F	T	M	F	T	M	F	Total
Divine Grace Escuela Casa Inc.	1	2	3	-	-	-	-	-	-	-	-	-	-	-	-	-	-	-	1	2	3
Golden Gate Colleges (Elementary Department)	21	15	36	9	8	17	15	11	26	6	5	11	5	2	7	-	-	-	56	41	97
Good Shepherd Christian Academy of Batangas	10	8	18	11	11	22	17	11	28	12	9	21	12	10	22	6	7	13	68	56	124
Good Shepherd School	10	8	18	14	10	24	8	4	12	12	13	25	10	15	25	15	22	37	69	72	141
Guardian Angels Science Schools of Bats., Inc.	10	5	15	8	2	10	5	6	11	2	5	7	-	-	-	-	-	-	25	18	43
Holy Cross Montessori	1	2	3	1	1	2	5	3	8	1	1	2	3	-	3	2	2	4	13	9	22
Immaculate Heart of Mary Learning Center & School of Values	10	17	27	13	10	23	14	23	37	18	28	46	24	28	52	30	46	76	109	152	261
Kings Kids Christian Academy	6	5	11	6	2	8	7	3	10	3	2	5	7	2	9	6	2	8	35	16	51
KIPSI Elem. School	4	2	6	2	4	6	4	2	6	5	3	8	3	4	7	9	-	9	27	15	42
Marian Learning Center & Science High School	12	7	19	16	14	30	13	10	23	13	10	23	12	19	31	13	17	30	79	77	156
Maranatha Christian Academy	15	13	28	8	5	13	19	9	28	11	5	16	5	5	10	5	5	10	63	42	105
Mc Kinley Hill School & Leadership Academy for Children	2	1	3	2	2	4	2	-	2	3	6	9	4	2	6	1	3	4	14	14	28

continuation... **TABLE 20. ELEMENTARY EDUCATION ENROLLMENT BY SCHOOLS**
Batangas City
SY 2012 - 2013

NAME OF SCHOOLS	GRADE 1			GRADE 2			GRADE 3			GRADE 4			GRADE 5			GRADE 6			TOTAL NO. OF ELEMENTARY STUDENTS		
	M	F	T	M	F	T	M	F	T	M	F	T	M	F	T	M	F	T	M	F	Total
Metro Batangas Adventist Elementary School	2	2	4	6	2	8	3	3	6	7	4	11	3	-	3	8	3	11	29	14	43
Missionary Catechists of the Sacred Heart School (I.V.)*	-	-	-	-	-	-	-	-	-	-	-	-	-	-	-	-	-	-	-	-	-
Princeton Science School-Home of Young Achievers	91	95	186	80	106	186	84	81	165	73	60	133	48	63	111	59	50	109	435	455	890
Regis Benedictine Academy	5	4	9	4	-	4	3	1	4	7	3	10	3	4	7	10	3	13	32	15	47
Sovereign Shepherd School of Values & Learning	11	7	18	23	16	39	10	7	17	13	14	27	19	13	32	17	10	27	93	67	160
St. Bridget College	122	141	263	135	153	288	179	162	341	172	178	350	169	193	362	179	177	356	956	1,004	1,960
St. Mary Eufracia Montessori	4	4	8	7	9	16	5	2	7	8	6	14	16	5	21	11	5	16	51	31	82
Saint Peter D' Rock School	14	10	24	10	4	14	9	8	17	11	9	20	7	7	14	8	4	12	59	42	101
St. Therese of the Child Jesus Multiple Intelligence School	17	11	28	18	19	37	11	5	16	9	2	11	8	2	10	4	3	7	67	42	109
Stonyhurst Southville Int'l. School	15	14	29	14	18	32	16	27	43	9	18	27	17	13	30	16	15	31	87	105	192
Sunhill Montessori Casa																					
- Gulod Labac	16	14	30	18	16	34	16	13	29	9	11	20	8	3	11	3	5	8	70	62	132
- Mahabang Parang	-	-	-	1	2	3	1	1	2	1	1	2	1	2	3	-	1	1	4	7	11
The Holy Child School Inc.	8	2	10	1	2	3	7	2	9	5	3	8	3	9	12	6	4	10	30	22	52

continuation... **TABLE 20. ELEMENTARY EDUCATION ENROLLMENT BY SCHOOLS**
Batangas City
SY 2012 - 2013

NAME OF SCHOOLS	GRADE 1			GRADE 2			GRADE 3			GRADE 4			GRADE 5			GRADE 6			TOTAL NO. OF ELEMENTARY STUDENTS		
	M	F	T	M	F	T	M	F	T	M	F	T	M	F	T	M	F	T	M	F	Total
UB-Waldorf School Int'l.	5	2	7	6	4	10	6	4	10	6	3	9	-	-	-	-	-	-	23	13	36
UCCP Hope Christian School of Batangas Inc.	13	13	26	6	8	14	8	10	18	11	8	19	6	12	18	8	8	16	52	59	111
University of Batangas	73	59	132	47	57	104	81	72	153	76	71	147	100	86	186	117	110	227	494	455	949
UP Ed. Montessori	13	10	23	16	19	35	10	13	23	14	11	25	13	11	24	13	12	25	79	76	155
Westmead Int'l. School	12	14	26	6	2	8	5	10	15	7	7	14	7	7	14	10	6	16	47	46	93
Sub - Total	621	568	1,189	566	604	1,170	653	572	1,225	612	565	1,177	584	596	1,180	657	607	1,264	3,693	3,512	7,205

* - no data available

SOURCE : **Different Schools**
Batangas City

TABLE 21. SECONDARY EDUCATION ENROLLMENT BY SCHOOLS

**Batangas City
SY 2012 - 2013**

NAME OF SCHOOL	GRADE 7			SECOND YEAR			THIRD YEAR			FOURTH YEAR			FIFTH YEAR			TOTAL NO. OF SECONDARY STUDENTS		
	M	F	T	M	F	T	M	F	T	M	F	T	M	F	T	M	F	TOTAL
Grand Total	3750	3583	7333	3170	3157	6327	2967	3092	6059	2702	2988	5690	0	0	0	12589	12820	25,409
PUBLIC (18):																		
Balete Nat'l. High School	119	109	228	105	74	179	124	85	209	86	79	165	0	0	0	434	347	781
Banaba West National High School	110	72	182	100	74	174	74	62	136	86	78	164	0	0	0	370	286	656
Batangas Nat'l. High School	1329	1270	2599	1111	1131	2242	998	1120	2118	852	1075	1927	0	0	0	4290	4596	8,886
SPED	1	1	2	4	5	9	5	0	5	6	4	10	0	0	0	16	10	26
Conde Labac National High School	80	75	155	86	65	151	61	63	124	62	71	133	0	0	0	289	274	563
Natalia V. Ramos MNHS (@ Isla Verde)	148	131	279	120	97	217	102	89	191	104	102	206	0	0	0	474	419	893
Paharang Nat'l. High School	101	98	199	92	74	166	66	61	127	72	66	138	0	0	0	331	299	630
P.S. Tolentino Mem. Nat'l. High School (Ilijan)	92	69	161	84	80	164	64	63	127	67	69	136	0	0	0	307	281	588
Pinamucan Nat'l. High School	126	121	247	90	116	206	93	84	177	82	94	176	0	0	0	391	415	806
San Agapito National High School	22	20	42	13	19	32	26	19	45	19	9	28	0	0	0	80	67	147
San Agustin National High School	50	42	92	33	40	73	40	38	78	31	31	62	0	0	0	154	151	305
San Antonio National High School	22	19	41	19	14	33	17	18	35	24	23	47	0	0	0	82	74	156
Sta. Rita Nat'l. High School	62	58	120	0	0	0	0	0	0	0	0	0	0	0	0	62	58	120
Sto. Niño Nat'l. High School	112	119	231	114	102	216	84	123	207	86	95	181	0	0	0	396	439	835
Tabangao Nat'l. High School	113	81	194	86	75	161	93	96	189	83	79	162	0	0	0	375	331	706
Talahib Pandayan National High School	46	57	103	39	36	75	49	41	90	37	47	84	0	0	0	171	181	352
Talumpok Nat'l. High School	49	53	102	48	50	98	49	52	101	50	47	97	0	0	0	196	202	398
Tinga Itaas Sorosoro Ibaba Sorosoro Ilaya High School (BNHS Annex @ Tinga Itaas)	93	55	148	57	50	107	57	52	109	0	0	0	0	0	0	207	157	364
Batangas Province High School for Culture & Arts	8	24	32	13	20	33	8	25	33	14	15	29	0	0	0	43	84	127
Batangas State University-Integrated School	166	192	358	152	168	320	140	154	294	122	130	252	0	0	0	580	644	1,224
Sub - Total	2849	2666	5515	2366	2290	4656	2150	2245	4395	1883	2114	3997	0	0	0	9248	9315	18,563

continuation... TABLE 21. SECONDARY EDUCATION ENROLLMENT BY SCHOOLS

Batangas City
SY 2012 - 2013

NAME OF SCHOOL	GRADE 7			SECOND YEAR			THIRD YEAR			FOURTH YEAR			FIFTH YEAR			TOTAL NO. OF SECONDARY STUDENTS		
	M	F	T	M	F	T	M	F	T	M	F	T	M	F	T	M	F	TOTAL
PRIVATE (17):																		
Batangas Christian School	41	36	77	41	32	73	33	39	72	25	20	45	0	0	0	140	127	267
Carmel School of Batangas	18	11	29	20	13	33	12	10	22	18	11	29	0	0	0	68	45	113
Casa del Bambino Emmanuel Montessori	38	59	97	62	53	115	35	56	91	31	66	97	0	0	0	166	234	400
Christ the Lord Institute Foundation, Inc.	18	18	36	13	19	32	24	15	39	13	17	30	0	0	0	68	69	137
Divine Child Academy (Bolbok/P. Panganiban St.)	54	35	89	28	26	54	47	44	91	29	30	59	0	0	0	158	135	293
Golden Gate High School	77	50	127	49	40	89	27	33	60	34	24	58	0	0	0	187	147	334
Good Shepherd School	21	22	43	18	20	38	19	10	29	33	22	55	0	0	0	91	74	165
Immaculate Heart of Mary Learning Center and School of Values	44	46	90	36	38	74	36	37	73	34	25	59	0	0	0	150	146	296
King's Kids Christian Academy	7	4	11	6	11	17	5	5	10	4	6	10	0	0	0	22	26	48
Marian Learning Center & Science High School	39	39	78	29	36	65	30	29	59	34	32	66	0	0	0	132	136	268
Mc Kinley Hill School & Leadership Academy for Children Bats. Inc.	4	0	4	2	0	2	2	2	4	1	1	2	0	0	0	9	3	12
Regis Benedictine Academy	10	10	20	8	7	15	10	6	16	10	5	15	0	0	0	38	28	66
Saint Bridget's College	232	316	548	229	298	527	221	279	500	210	303	513	0	0	0	892	1196	2,088
Sovereign Shepherd School of Values & Learning	20	12	32	19	22	41	18	17	35	15	18	33	0	0	0	72	69	141
Stonyhurst Southville International School	12	16	28	8	8	16	6	11	17	13	16	29	0	0	0	39	51	90
University of Batangas (Hilltop)	251	232	483	228	223	451	282	243	525	312	264	576	0	0	0	1073	962	2,035
Westmead International School	15	11	26	8	21	29	10	11	21	3	14	17	0	0	0	36	57	93
Sub - Total	901	917	1818	804	867	1671	817	847	1664	819	874	1693	0	0	0	3341	3505	6,846

SOURCE : Different Schools
Batangas City

TABLE 22. TERTIARY EDUCATION ENROLLMENT BY SCHOOLS

Batangas City
SY 2012 - 2013

NAME OF SCHOOL	FIRST YEAR			SECOND YEAR			THIRD YEAR			FOURTH YEAR			FIFTH YEAR			SIXTH YEAR			GRAND TOTAL OF TERTIARY STUDENTS			Graduates SY 2011- 2012
	M	F	T	M	F	T	M	F	T	M	F	T	M	F	T	M	F	T	M	F	Total	Total
Grand Total	2,683	3,431	6,114	2,037	2,733	4,770	1,781	2,572	4,353	1,608	2,161	3,769	480	386	866	1	8	9	8,590	11,291	19,881	1,576
PUBLIC :																						
Colegio ng Lungsod ng Batangas	22	128	150	23	103	126	27	125	152	21	81	102	-	-	-	-	-	-	93	437	530	97
Batangas State University	1,147	1,970	3,117	933	1,547	2,480	687	1,282	1,969	1,007	1,046	2,053	405	338	743	-	-	-	4,179	6,183	10,362	-
Sub - Total	1,169	2,098	3,267	956	1,650	2,606	714	1,407	2,121	1,028	1,127	2,155	405	338	743	-	-	-	4,272	6,620	10,892	97
PRIVATE :																						
Golden Gate Colleges	47	64	111	46	67	113	47	43	90	40	60	100	47	11	58	-	-	-	227	245	472	119
Lyceum of the Philippines University	1,350	942	2,292	940	748	1,688	935	894	1,829	488	813	1,301	11	28	39	1	8	9	3,725	3,433	7,158	1,287
Saint Bridget College	28	139	167	24	120	144	20	93	113	11	106	117	-	-	-	-	-	-	83	458	541	73
STI College	1	9	10	-	-	-	-	-	-	-	-	-	-	-	-	-	-	-	1	9	10	
Sunhill Int'l. College	2	5	7	4	5	9	-	8	8	1	1	2	-	-	-	-	-	-	7	19	26	
University of Batangas*	-	-	-	-	-	-	-	-	-	-	-	-	-	-	-	-	-	-	-	-	-	-
Westmead International School	86	174	260	67	143	210	65	127	192	40	54	94	17	9	26	-	-	-	275	507	782	-
Sub - Total	1,514	1,333	2,847	1,081	1,083	2,164	1,067	1,165	2,232	580	1,034	1,614	75	48	123	1	8	9	4,318	4,671	8,989	1,479

* - no data available

SOURCE : **Different Schools**

Batangas City

TABLE 23. VOCATIONAL, MASTER'S DEGREE, DOCTORATE, PRE-BACCALAUREATE &
LAW ENROLLMENT BY SCHOOL
Batangas City
SY 2012 - 2013

NAME OF SCHOOLS	VOCATIONAL / ASSOCIATE			MASTER'S DEGREE			DOCTORATE			LAW			PRE- BACCALAUREATE		
	M	F	T	M	F	T	M	F	T	M	F	T	M	F	T
Grand Total	4,097	1,000	5,097	233	709	942	32	83	115	26	34	60	498	258	756
PUBLIC :															
Colegio ng Lungsod ng Batangas	-	-	-	-	-	-	-	-	-	-	-	-	-	-	-
Batangas State University	1,476	177	1,653	125	368	493	26	79	105	26	34	60	498	258	756
Regional Technical Education and Skills Development Center (TESDA)	2,198	444	2,642	-	-	-	-	-	-	-	-	-	-	-	-
Sub - Total	3,674	621	4,295	125	368	493	26	79	105	26	34	60	498	258	756
PRIVATE :															
Cristo Rey Institute for Career Development	27	28	55	-	-	-	-	-	-	-	-	-	-	-	-
Golden Gate Colleges	-	-	-	75	275	350	-	-	-	-	-	-	-	-	-
Lyceum of the Philippines University	341	266	607	33	66	99	6	4	10	-	-	-	-	-	-
St. Bridget College	18	51	69	-	-	-	-	-	-	-	-	-	-	-	-
STI College	11	18	29	-	-	-	-	-	-	-	-	-	-	-	-
Sunhill International College	13	5	18	-	-	-	-	-	-	-	-	-	-	-	-
University of Batangas*	-	-	-	-	-	-	-	-	-	-	-	-	-	-	-
Westmead International School	13	11	24	-	-	-	-	-	-	-	-	-	-	-	-
Sub - Total	423	379	802	108	341	449	6	4	10	-	-	-	-	-	-

* - no data available

SOURCE : Different Schools
Batangas City

TABLE 24-A. COMPUTER COURSES ENROLLMENT BY SCHOOLS

Batangas City

SY 2012 - 2013

NAME OF SCHOOL	FIRST YEAR			SECOND YEAR			THIRD YEAR			FOURTH YEAR			FIFTH YEAR			MASTERAL/ DOCTORATE			GRAND TOTAL OF STUDENTS			Graduates SY 2011- 2012
	M	F	T	M	F	T	M	F	T	M	F	T	M	F	T	M	F	T	M	F	Total	Total
GRAND TOTAL	754	699	1,453	614	673	1,287	484	412	896	453	461	914	81	70	151	30	30	60	2,399	2,329	4,728	870
PUBLIC :																						
Batangas State University																						
Computer Course																						
BS Electronics & Communication Engineering	-	-	-	-	-	-	36	41	77	43	44	87	27	46	73	-	-	-	106	131	237	-
BS Mechatronics Engineering	-	-	-	-	-	-	30	11	41	32	10	42	26	5	31	-	-	-	88	26	114	-
BS Visual Communication	9	2	11	5	6	11	4	2	6	-	-	-	-	-	-	-	-	-	18	10	28	-
BS Computer Engineering	-	-	-	-	-	-	20	12	32	19	11	30	7	4	11	-	-	-	46	27	73	-
BS Computer Science	31	28	59	16	9	25	8	25	33	10	30	40	-	-	-	-	-	-	65	92	157	-
BS Information Technology	167	156	323	130	176	306	102	140	242	80	132	212	-	-	-	-	-	-	479	604	1,083	-
Computer Technology	47	67	114	42	55	97	51	8	59	29	29	58	-	-	-	-	-	-	169	159	328	-
Mechatronics Technology	52	5	57	32	-	32	-	-	-	7	1	8	-	-	-	-	-	-	91	6	97	-
MA in Educ.-Computer Education	-	-	-	-	-	-	-	-	-	-	-	-	-	-	-	-	-	-	-	-	-	-
MS-Computer Engineering	-	-	-	-	-	-	-	-	-	-	-	-	-	-	-	4	2	6	4	2	6	-
MS-Electronics & Communications Engineering	-	-	-	-	-	-	-	-	-	-	-	-	-	-	-	4	3	7	4	3	7	-
MS-Computer Science	-	-	-	-	-	-	-	-	-	-	-	-	-	-	-	10	6	16	-	-	-	-
MS-Information Technology	-	-	-	-	-	-	-	-	-	-	-	-	-	-	-	7	10	17	-	-	-	-
<i>Sub - Total</i>	306	258	564	225	246	471	251	239	490	220	257	477	60	55	115	25	21	46	1,070	1,060	2,130	-
Colegio ng Lungsod ng Batangas																						
Computer Course																						
Information & Communication Technology	50	100	150	45	83	128	-	-	-	-	-	-	-	-	-	-	-	-	95	183	278	131
<i>Sub - Total</i>	50	100	150	45	83	128	-	-	-	-	-	-	-	-	-	-	-	-	95	183	278	131

continuation . . . TABLE 24-A. COMPUTER COURSES ENROLLMENT BY SCHOOLS

Batangas City
SY 2012 - 2013

NAME OF SCHOOL	FIRST YEAR			SECOND YEAR			THIRD YEAR			FOURTH YEAR			FIFTH YEAR			MASTERAL/ DOCTORATE			GRAND TOTAL OF STUDENTS			Graduates SY 2011- 2012
	M	F	T	M	F	T	M	F	T	M	F	T	M	F	T	M	F	T	M	F	Total	Total
TESDA-RTC Regional Training Center																						
Computer Course																						
Seminar Orientation on Computer Numerical Control Programming	-	-	-	-	-	-	-	-	-	-	-	-	-	-	-	-	-	-	-	-	-	-
<i>Sub - Total</i>	-	-	-	-	-	-	-	-	-	-	-	-	-	-	-	-	-	-	-	-	-	-
T O T A L	356	358	714	270	329	599	251	239	490	220	257	477	60	55	115	25	21	46	1,165	1,243	2,408	131
PRIVATE :																						
ABCC Phils. Inc.																						
Computer Course																						
Computer Aided Drawings Leading to Technical Drafting NCII	-	-	-	-	-	-	-	-	-	-	-	-	-	-	-	-	-	-	-	-	-	196
<i>Sub - Total</i>	-	-	-	-	-	-	-	-	-	-	-	-	-	-	-	-	-	-	-	-	-	196
AMA Computer College																						
Computer Course																						
BS in Computer Science	7	13	20	6	7	13	9	3	12	6	5	11	-	-	-	-	-	-	28	28	56	5
BS in Computer Engineering	9	11	20	9	4	13	12	1	13	11	3	14	9	9	18	-	-	-	50	28	78	12
BS in Information Technology	53	62	115	54	55	109	35	26	61	36	24	60	-	-	-	-	-	-	178	167	345	94
<i>Sub - Total</i>	69	86	155	69	66	135	56	30	86	53	32	85	9	9	18	-	-	-	256	223	479	111
AMA Computer Learning Center																						
Computer Course																						
Computer System Design & Programming	16	8	24	2	4	6	-	-	-	-	-	-	-	-	-	-	-	-	18	12	30	-
Computer System Network Technology	10	11	21	5	4	9	-	-	-	-	-	-	-	-	-	-	-	-	15	15	30	-

continuation . . . TABLE 24-A. COMPUTER COURSES ENROLLMENT BY SCHOOLS

Batangas City
SY 2012 - 2013

NAME OF SCHOOL	FIRST YEAR			SECOND YEAR			THIRD YEAR			FOURTH YEAR			FIFTH YEAR			MASTERAL/ DOCTORATE			GRAND TOTAL OF STUDENTS			Graduates SY 2011- 2012
	M	F	T	M	F	T	M	F	T	M	F	T	M	F	T	M	F	T	M	F	Total	Total
Business Information Management	1	31	32	10	22	32	-	-	-	-	-	-	-	-	-	-	-	-	11	53	64	-
Architectural Design Technology	23	10	33	18	15	33	-	-	-	-	-	-	-	-	-	-	-	-	41	25	66	-
Internet Technology	15	23	38	10	38	48	-	-	-	-	-	-	-	-	-	-	-	-	25	61	86	-
<i>Sub - Total</i>	65	83	148	45	83	128	-	-	-	-	-	-	-	-	-	-	-	-	110	166	276	-
Cristo Rey Institute for Career Development																						
Computer Course	-	-	-	-	-	-	-	-	-	-	-	-	-	-	-	-	-	-	-	-	-	2
Computer Technology	-	-	-	-	-	-	-	-	-	-	-	-	-	-	-	-	-	-	-	-	-	-
Computer and Office Technology	13	18	31	9	15	24	-	-	-	-	-	-	-	-	-	-	-	-	22	33	55	50
<i>Sub - Total</i>	13	18	31	9	15	24	-	-	-	-	-	-	-	-	-	-	-	-	22	33	55	52
Global ICT Institute of Tech.																						
Computer Course	-	-	-	-	-	-	-	-	-	-	-	-	-	-	-	-	-	-	-	-	-	-
Computer Hardware Servicing NC II	-	-	-	10	11	21	-	-	-	-	-	-	-	-	-	-	-	-	10	11	21	23
Programming NC IV	6	3	9	-	-	-	-	-	-	-	-	-	-	-	-	-	-	-	6	3	9	-
Diploma in Business & Information Management	-	-	-	-	-	-	-	-	-	-	-	-	-	-	-	-	-	-	-	-	-	-
<i>Sub - Total</i>	6	3	9	10	11	21	-	-	-	-	-	-	-	-	-	-	-	-	16	14	30	23
Golden Gate Colleges																						
Computer Course	-	-	-	-	-	-	-	-	-	-	-	-	-	-	-	-	-	-	-	-	-	-
BS Information Technology	4	6	10	3	5	8	6	7	13	-	-	-	-	-	-	-	-	-	13	18	31	-
<i>Sub - Total</i>	4	6	10	3	5	8	6	7	13	-	-	-	-	-	-	-	-	-	13	18	31	-

continuation . . . TABLE 24-A. COMPUTER COURSES ENROLLMENT BY SCHOOLS

Batangas City
SY 2012 - 2013

NAME OF SCHOOL	FIRST YEAR			SECOND YEAR			THIRD YEAR			FOURTH YEAR			FIFTH YEAR			MASTERAL/ DOCTORATE			GRAND TOTAL OF STUDENTS			Graduates SY 2011- 2012
	M	F	T	M	F	T	M	F	T	M	F	T	M	F	T	M	F	T	M	F	Total	Total
Lyceum of the Philippines University																						
Computer Course																						
BS Business & Computer Management	7	11	18	4	18	22	7	18	25	13	34	47	-	-	-			-	31	81	112	18
BS Computer Engineering	15	5	20	12	4	16	13	-	13	11	6	17	12	6	18			-	63	21	84	6
BS Computer Science	20	11	31	8	4	12	7	6	13	14	10	24	-	-	-			-	49	31	80	35
BS Electronics & Comm. Eng'g.	7	1	8	11	5	16	-	-	-	5	4	9	-	-	-			-	23	10	33	1
BS Information Technology	92	35	127	99	62	161	111	65	176	112	78	190	-	-	-			-	414	240	654	151
Associate In Computer Technology	20	7	27	20	6	26	-	-	-	-	-	-	-	-	-			-	40	13	53	25
Master of Arts in Info. Technology	7	5	12	-	-	-	-	-	-	-	-	-	-	-	-			-	7	5	12	27
<i>Sub - Total</i>	168	75	243	154	99	253	138	89	227	155	132	287	12	6	18	-	-	-	627	401	1,028	263
STI College-Batangas																						
Computer Course																						
BS in Computer Science	-	-	-	-	-	-	-	-	-	-	-	-	-	-	-	-	-	-	-	-	-	-
BS in Computer Engineering	10	3	13	-	-	-	-	-	-	-	-	-	-	-	-	-	-	-	10	3	13	4
BS in Information Technology	9	16	25	9	9	18	7	18	25	10	9	19	-	-	-	-	-	-	35	52	87	6
Ass. In Computer Technology	9	11	20	10	11	21	-	-	-	-	-	-	-	-	-	-	-	-	19	22	41	18
Diploma in Information Technology	-	-	-	10	9	19	-	-	-	-	-	-	-	-	-	-	-	-	10	9	19	30
Information Technology Program	-	-	-	-	-	-	-	-	-	-	-	-	-	-	-	-	-	-	-	-	-	-
Diploma in Computer & Electronics Technology	21	5	26	-	-	-	-	-	-	-	-	-	-	-	-	-	-	-	21	5	26	10
<i>Sub - Total</i>	49	35	84	29	29	58	7	18	25	10	9	19	-	-	-	-	-	-	95	91	186	68
Sunhill Int'l. College of Business & Mgmt., Inc.																						
Computer Course																						
Entrepreneur's Diploma Computer Studies	3	2	5	2	3	5	-	-	-	-	-	-	-	-	-	5	9	14	10	14	24	26
<i>Sub - Total</i>	3	2	5	2	3	5	-	-	-	-	-	-	-	-	-	5	9	14	10	14	24	26

continuation . . . TABLE 24-A. COMPUTER COURSES ENROLLMENT BY SCHOOLS

Batangas City
SY 2012 - 2013

[illegible]

continuation . . . TABLE 24-A. COMPUTER COURSES ENROLLMENT BY SCHOOLS
Batangas City
SY 2012 - 2013

NAME OF SCHOOL	FIRST YEAR			SECOND YEAR			THIRD YEAR			FOURTH YEAR			FIFTH YEAR			MASTERAL/ DOCTORATE			GRAND TOTAL OF STUDENTS			Graduates SY 2011- 2012
	M	F	T	M	F	T	M	F	T	M	F	T	M	F	T	M	F	T	M	F	Total	Total
Westmead International School																						
Computer Course																						
BS Information Technology	12	10	22	20	24	44	21	16	37	10	24	34			-			-	63	74	137	}
BS Computer Science	9	23	32	3	9	12	5	13	18	5	7	12			-			-	22	52	74	
Sub - Total	21	33	54	23	33	56	26	29	55	15	31	46	-	-	-	-	-	-	85	126	211	-
TOTAL	398	341	739	344	344	688	233	173	406	233	204	437	21	15	36	5	9	14	1,234	1,086	2,320	739

* - no data available

SOURCE : Different Schools
Batangas City

TABLE 24-B. COMPUTER ENROLLMENT BY SCHOOL
Batangas City
SY 2012 - 2013

SCHOOLS	TOTAL	MALE	FEMALE
Grand Total	4,728	2,399	2,329
<i>PUBLIC:</i>			
Batangas State University	2,130	1,070	1,060
Colegio ng Lungsod ng Batangas	278	95	183
<i>Sub-Total</i>	<i>2,408</i>	<i>1,165</i>	<i>1,243</i>
<i>PRIVATE:</i>			
Advanced Business Consultancy Centre Philippines (ABCC, Inc.)*	-	-	-
AMA Computer College	479	256	223
AMA Computer Learning Center (ACLC)	276	110	166
Cristo Rey Institute for Career Development	55	22	33
Global ICT Institute of Technology (formerly Genetics Computer Institute)	30	16	14
Golden Gate Colleges	31	13	18
Lyceum of the Philippines University	1,028	627	401
STI	186	95	91
Sunhill International College	24	10	14
TESDA-RTC Regional Training Center	-	-	-
University of Batangas*	-	-	-
Westmead International School	211	85	126
<i>Sub-Total</i>	<i>2,320</i>	<i>1,234</i>	<i>1,086</i>

* - no data available

SOURCE : Different Computer Schools
Batangas City

TABLE 25. COMPARATIVE TOTAL ENROLLMENT
SY 2011 - 2012 / 2012 - 2013
Batangas City

LEVEL OF EDUCATION	SY 2011-2012	SY 2012-2013
TOTAL	115,124	108,422
Pre-School	7,811	7,786
Elementary	44,280	43,648
Secondary	24,820	25,409
College/Tertiary	25,092	19,881
Vocational	5,384	5,097
Masteral Degree	1,061	942
Doctorate	165	115
Law	166	60
Pre-Baccalaureate	461	756
Computer Course	5,884	4,728

SOURCE : **Different Schools**
Batangas City

**TABLE 26. MASTERLIST OF DAY CARE CENTERS AND TUTORIALS
BATANGAS CITY
SY 2012-2013**

A. PUBLIC

BARANGAY	DAY CARE CENTER	DAY CARE WORKER	NUMBER OF CHILDREN			SESSION
			M	F	Total	
1 Barangay 1	Barangay Uno	Margarita F. Delica	19	17	36	1
2 Barangay 2	EBD 1	Ma. Dolores A. Bobadilla	66	80	146	3
3 Barangay 6	Barangay 6	Rina Medina	29	43	72	2
4 Barangay 12	Barangay 12	Edna P. Dela Cruz	19	18	37	2
5 Barangay 20	Infant Jesus	Annaliza Alcantara	28	30	58	2
6 Barangay 21	Barangay 21	Lucia D. Flores	16	13	29	2
7 Barangay 23	Holy Infant	Marilou De Villa	28	27	55	2
8 Barangay 24	RR Station	Margarita F. Delica	27	25	52	2
9 Alangilan	Alangilan I	Dominga U. Guerrero/Norma Capili	52	48	100	3
	Alangilan II	Morena P. Untiveros	38	51	89	3
10 Balagtas	Balagtas	Jasmin De Castro	35	55	90	3
11 Balete	Balete Proper	Jocelyn Garcia	26	30	56	2
	Balete Relocation Site	Analec G. Dimayuga	43	37	80	2
12 Banaba Center	Banaba Center	Anita Alfaraz	18	17	35	2
13 Banaba East	Banaba East	Julia A. Arasula	30	30	60	2
14 Banaba South	Banaba South	Salvacion Acorda	21	39	60	2
15 Banaba West	Banaba West	Pinky R. Delgado	16	26	42	2
16 Bilogo	Bilogo	Guillerda B. Manalo	28	29	57	2
17 Bolbok	Bolbok	Jocelyn C. Paz	70	53	123	3
18 Bucal	Bucal	Criselda A. Manansala	32	21	53	2
19 Calicanto	Calicanto I	Maribeth I. Utalia	36	55	91	3
	Calicanto IV	Gina F. Arpia	58	47	105	3
20 Catandala	Catandala	Nora E. Ibon	12	10	22	2

**TABLE 26. MASTERLIST OF DAY CARE CENTERS AND TUTORIALS
BATANGAS CITY
SY 2012-2013**

BARANGAY	DAY CARE CENTER	DAY CARE WORKER	NUMBER OF CHILDREN			SESSION
			M	F	Total	
21 Concepcion	Concepcion	Myrna Dalisay	38	36	74	2
22 Conde Itaas	Conde Itaas	Merlita Untalan	17	9	26	2
23 Conde Labac	Conde Labac	Fausta Bayer	20	20	40	2
24 Cumba	Cumba	Mylene L. Mendoza	17	16	33	2
25 Cuta	Cuta	Teresita R. Magnay	40	50	90	3
	EBD III	Jonalyn Catibog	29	51	80	3
	Lingap Pangarap ng mga Paslit	Conchita Baja	37	54	91	2
26 Dalig	Dalig	Lourdes R. Villena	25	28	53	2
27 Dela Paz Proper	Dela Paz Proper	Fe Aya	16	22	38	2
	Maalbo	Amor A. Limbo	12	9	21	2
28 Dumantay	Dumantay	Priscila A. Gutierrez	36	30	66	2
29 Dumucloy	Dumucloy Ibaba	Juliana G. Jacobe	19	20	39	2
	Dumucloy Silangan	Juliana G. Jacobe	15	18	33	2
30 Gulod Itaas	Gulod Itaas	Norilyn G. Alcantara	45	45	90	3
31 Gulod Labac	Gulod Labac	Analiza V. Aguilar	42	26	68	2
32 Haligue Kanluran	Haligue West	Marcelina M. Balmes	14	21	35	2
33 Haligue Silangan	Haligue East	Mina M. Balmes	22	18	40	2
34 Ilijan	Ilijan Proper	Josefina A. Bueno	21	23	44	2
	Lilinguiwan	Fely A. Bayeta	16	24	40	2
	St. Michael	Lucila C. Leycano	19	27	46	2
35 Kumintang Ibaba	Ferry	Baby Linda A. Ebora	43	37	80	2
	Young Learners	Myrna H. Tierra	28	22	50	2
36 Kumintang Ilaya	Kumintang Ilaya	Lucille F. Ferry	43	37	80	2

**TABLE 26. MASTERLIST OF DAY CARE CENTERS AND TUTORIALS
BATANGAS CITY
SY 2012-2013**

BARANGAY	DAY CARE CENTER	DAY CARE WORKER	NUMBER OF CHILDREN			SESSION
			M	F	Total	
37 Libjo	FPIC	Myrna D. Tolentino	22	33	55	2
	Libjo I	Manuela M. Catibog	36	41	77	3
	Libjo II	Emma D. Alcantara	51	40	91	3
	Libjo New San Vicente	Lea Ramirez	32	26	58	2
38 Liponpon, Isla Verde	Liponpon	Francisca Calahati/Nora Dagus	13	10	23	2
39 Mabacong	Mabacong	Bonifacia Legaspi	30	41	71	2
40 Mahabang Dahilig	Mahabang Dahilig	Milen H. Limbo	22	13	35	2
41 Mahabang Parang	Mahabang Parang	Maylene M. Garcia	39	29	68	2
42 Mahacot Silangan	Mahacot East	Angelina Perez	11	11	22	2
43 Malalim	Malalim	Milen H. Limbo	9	11	20	2
44 Malitam	Malitam	Manuela C. Silang	48	45	93	3
45 Maruclap	Maruclap	Buena Gina M. Mendoza	15	14	29	2
46 Pagkilatan	Pagkilatan	Lucila H. Cervan	28	27	55	2
47 Paharang Kanluran	Paharang West	Evelyn Jovita Bucla	10	9	19	2
48 Paharang Silangan	Paharang East	Evelyn Jovita Bucla	10	10	20	2
49 Pallocan Silangan	Pallocan East	Felicita A. Maranan	30	17	47	2
50 Pallocan Kanluran	Pallocan West	Maxima Amalia V. Mosnit	37	37	74	2
51 Pinamucan Ibaba	Pinamucan Ibaba	Marissa A. Reyes	16	17	33	2
52 Pinamucan Proper	Pinamucan Proper	Bernarda Melendrez	26	46	72	2
53 Pinamucan Silangan	Pinamucan East	Marites M. Ramirez	15	8	23	2
54 Pulot Aplaya	Pulot Aplaya	Leonida P. De Leon	8	13	21	2
55 Pulot Itaas	Pulot Itaas	Modesta R. Ebora	8	13	21	2
56 Sampaga East	Sampaga East	Irene M. Briones	19	18	37	

**TABLE 26. MASTERLIST OF DAY CARE CENTERS AND TUTORIALS
BATANGAS CITY
SY 2012-2013**

BARANGAY	DAY CARE CENTER	DAY CARE WORKER	NUMBER OF CHILDREN			SESSION
			M	F	Total	
	Sampaga West	Rosa R. Perez	23	25	48	
57 San Agapito, Isla Verde	San Agapito	Rosemarie Casareno	31	29	60	
58 San Agustin Kanluran, Isla Verde	San Agustin West	Melanie F. Pentinio	9	12	21	
59 San Agustin Silangan, Isla Verde	San Agustin East	Eleanor B. Escarez	14	23	37	
60 San Andres, Isla Verde	San Andres	Eden A. Briton	23	17	40	
61 San Antonio Isla Verde	San Antonio	Francisca A. Calahati	14	20	34	
62 San Isidro	San Isidro	Arceli Esmedilla	36	29	65	
63 San Jose Sico	San Jose Sico Relocation	Gemma A. Frane	23	31	54	
	Ancop-Sibol	Pia F. Fababier	22	34	56	
64 San Miguel	San Miguel	Lilian Guico	23	21	44	
65 San Pedro	San Pedro	Andrea Avelina P. Alday	27	21	48	
66 Simlong	Simlong	Nelia P. Balmes	39	41	80	
67 Sirang Lupa	Sirang Lupa	Agnes D. Cantos	11	19	30	
68 Sorosoro Ibaba	Sorosoro Ibaba	Marilou L. Barte	19	14	33	
69 Sorosoro Ilaya	Sorosoro Ilaya	Cristina M. Alda	14	23	37	
70 Sorosoro Karsada	Sorosoro Karsada	Lucia D. Flores	10	20	30	
	Sorosoro Karsada Silangan	Marilou L. Barte	12	7	19	
71 Sta. Clara	Sta. Clara	Ester D. Endaya	89	111	200	
72 Sta. Rita Aplaya	Sta. Rita Aplaya	Loyola C. Untalan	31	32	63	
73 Sta. Rita Karsada	Sta. Rita Karsada	Nora G. Ilagan	46	55	101	3
	Sta. Rita A-Pool	Feleciana M. Rodel	26	24	50	2
	Sta. Rita Relocation Site	Amalia I. Gerna	20	13	33	2
	Sta. Rita Tambobong	Maura L. Talag	43	46	89	2

**TABLE 26. MASTERLIST OF DAY CARE CENTERS AND TUTORIALS
BATANGAS CITY
SY 2012-2013**

BARANGAY	DAY CARE CENTER	DAY CARE WORKER	NUMBER OF CHILDREN			SESSION
			M	F	Total	
74 Sto. Domingo	Sto. Domingo	Elena R. Alegria	21	19	40	2
75 Sto. Niño	Sto. Niño	Marcelina M. Balmes/ Paulina Hernandez	26	22	48	2
76 Tabangao Ambulong	Tabangao Ambulong	Agustina G. Cueto/Cristy M. Arellano	35	38	73	2
77 Tabangao Aplaya	Tabangao Aplaya	Eleuteria Maricel Bisco	43	31	74	2
78 Tabangao Dao	Dao Ander	Lucia A. Delos Reyes	22	31	53	2
	Dao Paete	Marites M. Ramirez	17	10	27	2
79 Talahib Pandayan	Talahib Pandayan	Cristy M. Arellano	14	11	25	2
	Talahib Tibig	Cristy M. Arellano	7	9	16	2
80 Talahib Payapa	Talahib Payapa	Norberta Agdon	7	10	17	2
81 Talumpok Kanluran	Talumpok West	Gloria A. Guisigan	27	28	55	2
82 Talumpok Silangan	Talumpok East	Irene M. Briones	17	24	41	2
83 Tinga Itaas	Tinga Itaas/Ibaba	Lorena F. Rosales	15	8	23	2
	Tinga Itaas/Ilaya	Lorena F. Rosales	15	18	33	2
84 Tinga Labac	Tinga Labac Centro	Loida M. Ante	44	28	72	2
	Bagong Umaga	Emma M. Tresvalles	18	12	30	2
85 Tulo	Tulo	Julian E. Celemin	20	20	40	2
86 Wawa	Wawa	Glenda L. Atienza	36	52	88	2
TOTAL	86 Barangays w/ a total of 109 Day Care Centers		2,885	3,011	5,896	

** Item Day Care Worker*

No. of Barangay w/ Day Care Center - 86

No. of Day Care Centers - 109

No. of Day Care Workers - 103

**TABLE 26. MASTERLIST OF DAY CARE CENTERS AND TUTORIALS
BATANGAS CITY
SY 2012-2013**

B. PRIVATE

NAME OF SCHOOL	CONTACT PERSON	ADDRESS/E-MAIL ADD	Tel. No.
1 3H Tutorial Center	Ms. Merlinda R. De Chavez	Libjo D'Hope, Batangas City glic_dechavez@yahoo.com mennn_dechavez@yahoo.com.ph	722-1162
2 Abacus Mental Math Academy	Ms. Mildred Nicasio Malaluan	L&G Building, National Highway, Kumintang Ibaba Batangas City	
3 Apple of God's Eye Tutorial Center	Ms. Yolanda M. Castillo	Casa Blanca, Pallocan West, Batangas City	723-7402
4 Divine Grace Excuela Casa Inc.	Ms. Eden G. Almarez	Pallocan East, Batangas City divine_casa@yahoo.com	
5 Enopi Math and English Batangas	Mrs. Enalyn C. Datinguinoo	Caedo Commercial Complex, Calicanto, Batangas City enopibatangas@gmail.com	425-4243
6 EQ & IQ MGN Learning Center	Ms. Criscell T. Ubamos	143 3/F RL Bldg., P. Burgos Street, Batangas City	300-1800
7 Excel Tutorials	Mr. Emmanuel L. Canlas	Dimaano Building, M.H. Del Pilar Street, Batangas City	706-3083
8 Express Tutorial Center	Mr. Rene Solo M. Ribas	11A M.H. del Pilar Street, Batangas City	723-6044
9 Gabay Karunungan Tutorial Center	Ms. Ivy Montillona	P. Mendoza Street, Batangas City	300-2367
10 Galileo Enrichment Learning Program	Ms. Rachelle Chua	Vicmar Bldg., P. Burgos Street, Batangas City	425-4253
11 Golden Minds Tutorial Center	Ms. Lenie B. Dela Cruz	J&M Building, National Road, Bolbok, Batangas City	
12 Great Fun Tutorial Center	Ms. Romena Jane V. Tan	32 M.H. Del Pilar St., Batangas City	722-2107
13 Joy's Achiever's Review & Tutorial Center	Dr. Josephine Feir	Gulod Itaas, Batangas City	300-3403
14 Kids Advantage Learning Center	Ms. Aurea C. Javier	P. Gomez Street, Batangas City	

**TABLE 26. MASTERLIST OF DAY CARE CENTERS AND TUTORIALS
BATANGAS CITY
SY 2012-2013**

NAME OF SCHOOL	CONTACT PERSON	ADDRESS/E-MAIL ADD	Tel. No.
15 Kids Haven Tutorial Center	Ms. Flordeliza S. Panganiban	169 D. Silang Street, Batangas City	
16 Kid's Support Tutorial	Ms. Lynalene C. Andal	Tulo East, Batangas City	300-6964
17 Life Skills Tutorial Center for PWD	Ms. Myra G. Mendoza	M.H. Del Pilar Street, Batangas City	723-2017
18 PRS Tutorial Center	Mr. Paulo Salas	Potenciana Village, Pallocan West, Batangas City	980-5271
19 Star Kids Prime School	Ms. Maan A. Velasco-Clemeno	Nat'l. Highway cor Nueva Villa Subd. Alangilan, Batangas City	783-8484 9173367414
20 Sycamore Child Minding and Daycare Center	Mrs. Mennen M. Bolos	Kumintang Ibaba, Batangas City bolosm_8@yahoo.com	300-5647
21 Wonder Kids Tutorial Center	Ms. Edna Macaraig	M.H. Del Pilar Street, Batangas City	
22 World Knowledge Tutorial Center	Ms. Maylene C. Mahaguay	P. Zamora Street, Batangas City	9238518941

**SOURCE : CSWDO & Different Day Care Centers/Tutorials
Batangas City**

**TABLE 27. LIST OF REVIEW & TRAINING CENTERS
BATANGAS CITY
SY 2012-2013**

NAME OF SCHOOL	CONTACT PERSON	ADDRESS/TEL. NO.	SERVICES
1 TOPMINDS Review Center and Academic Services Advancement	Shelby Joyce Abesamis	3/F Pastor Bldg., P. Burgos Street, Batangas City 722-0988 tmrcbatangas@yahoo.com www.topmindsreview.com	Nurse Licensure Examination, IELTS Review, CGFNS/NCLEX, Midwifery
2 Batangas Association for Guaranteed Metalcraft & Engineering Technology (BAGMET) Training Center	Romulo M. Geron	Libjo Tacad, Batangas City 300-2617 batangasbagmet@yahoo.com	Scaffolding Erection, NC-11
3 Calbridge Technical Training Center	Jason Mendoza	P&C Building, P. Canlapan Street, Batangas City 425-1123	Industrial Instrumentation
4 Carl Balita Review Center	Carl Balita	2/F Macatangay Bldg., D. Silang Street, Batangas City 300-0606 cbrc_batangas@gmail.com	Nurse Licensure Examination
5 FAST-Fil Academy of Scientific Trade	Ellen Manalo Rhodora Castillo	De Joya Capitol Village, Kumintang Ilaya Batangas City 300-0191	Electronic & Automotive Services
6 I&E Training & Team Building Facility	Fil C. Sonido	Libjo Takad 723-0238	Instrument Calibration

**continuation . . . TABLE 27. LIST OF REVIEW & TRAINING CENTERS
BATANGAS CITY
SY 2012-2013**

NAME OF SCHOOL	CONTACT PERSON	ADDRESS/TEL. NO.	SERVICES
7 Lacorte Manpower Training Center	Wilfredo V. Reyes	Alangilan, Batangas City 783-1296 909-555-4485 / 927-598-9999	Welding/Pipefitting
8 St. James Vocational School & Training Center for Advancement	Mrs. Perpetua Roxas School Administrator	Kumintang Ilaya, Batangas City 722-1707 / 0921-602-4130	Pipe Fitting, Scaffolding, Bookkeeping, Culinary Arts, Services, Pharmacy
9 R.R.R. Training Center	Regulos Mallari	Carpio Road, Kumintang Ibaba, Batangas City 0915-205-8614 / 0918-575-1877 / 0922-514-1413	Korean Language Training

TABLE 28. SCHOOLS DIRECTORY

Batangas City
CY 2012 - 2013

NAME OF SCHOOL	LOCATION/ADDRESS	TELEPHONE NO./FAX NO./ E-MAIL ADDRESS	PRESIDENT/PRINCIPAL/ DIRECTOR/CONTACT PERSON
ABCC Phils., Inc.	127 M.H. Del Pilar St., Batangas City	(043) 723-2363 girlie_marcial@yahoo.com	Ms. Claudia Girlie Marcial Managing Director
AMA Computer College	AMA Bldg., Natl. Road, Bolbok Batangas City	(043) 300-3084 marimel.ilagan@ama.edu.ph	Mr. Melvin Caseda School Director Mr. Marimel P. Ilagan
AMA Computer Learning Center	Casa Buena Building P. Burgos St., Batangas City	(043) 723-6909 rgpayoyo@amaes.edu.ph	Rico G. Payoyo School Director
Batangas Christian School (Elementary & High School)	De Joya Compound, Alangilan Batangas City	(043) 980-6176 bcbc_bscamacho@hotmail.com	Mrs. Joelle P. Camacho Principal
Batangas God's Grace Christian Academy	San Jose Sico Batangas City	0999-883-9842 bggcasico@yahoo.com.ph	Mrs. Lolita P. Dimaano Principal
Batangas State University	Rizal Avenue, Batangas City (Main) Golden Country Homes, Alangilan Batangas City (Campus II)	(043) 300-2202 loc 218 (043) 723-0339 integratedschool_main@yahoo.com webmaster@batstate-u.edu.ph	Prof. Vilma R. Aguda Principal
Batangas State University Integrated School (High School)	Rizal Avenue, Batangas City (Main)	(043) 300-2202 loc 218 integratedschool_main@yahoo.com	Prof. Vilma R. Aguda Principal
Batangas National High School	Rizal Ave., Batangas City	(043) 722-2223	Dr. Sonia C. Ebreo Principal
Batangas Province High School for Culture and Arts	Provincial Sports Complex Bolbok, Batangas City	(043) 980-1505 bphsca2002@yahoo.com	Ms. Dulce Amor M. Abante Principal II

continuation... **TABLE 28. SCHOOLS DIRECTORY**
Batangas City
CY 2012 - 2013

NAME OF SCHOOL	LOCATION/ADDRESS	TELEPHONE NO./FAX NO./ E-MAIL ADDRESS	PRESIDENT/PRINCIPAL/ DIRECTOR/CONTACT PERSON
Carmel School of Batangas (Elementary & High School)	Potenciana Vill., Pallocan West Batangas City	(043) 723-0321 / 783-0930 carmelschool_batangas@yahoo.com.ph	Mr. Tommy A. Almarez Principal, Elementary Dept. Ms. Joan M. Abaya Principal, High School Dept.
Casa Del Bambino Emmanuel Montessori (Elementary & High School)	Contreras Compd., Alangilan Batangas City	(043) 723-3313 casa.bambino@yahoo.com	Mr. Filomeno M. Contreras, Ed.D. Principal, Elementary Dept. Miss Evelyn N. Perifia Principal, High School Dept.
Christ the Lord Institute Foundation, Inc.	Kumintang Ibaba, Batangas City BCWD Road, Alangilan, Batangas City	(043) 723-1170 clifi_2010@yahoo.com (043) 706-0241 / 723-1170 mam_agnes@yahoo.com	Mrs. Agnes E. Gonzales Principal Mrs. Agnes E. Gonzales Principal
Clear Maritime Training Center	3 2/F LE Bldg., Vergara St. Batangas City	(043) 723-6684 clearmaritime_phil@yahoo.com	Mr. Antonio C. Esteban I President
Colegio ng Lungsod ng Batangas	cor Rizal Ave. & Delas Alas Drive Batangas City	(043) 723-2343 / 300-7784 / 3375 clb_batangas@yahoo.com	Atty. Teodulfo A. Deguito Acting College Administrator
Cristo Rey Institute for Career Development	106 Rizal Ave., Batangas City	(043) 980-4525 cristorey_batangas@yahoo.com marissa_arellano16@yahoo.com	Mr. Eduardo V. Borbon Director Mrs. Marissa M. Arellano
Divine Child Academy (Elementary & High School)	P. Panganiban St., Batangas City	(043) 723-0816 / 980-7281 dimaano_susana@yahoo.com	Mrs. Miguela G. De Chavez Principal
Divine Grace Escuela Casa, Inc.	Pallocan East, Batangas City	0928-685-3770 divine_casa@yahoo.com	Ms. Roselyn G. Herrera School Head

continuation... **TABLE 28. SCHOOLS DIRECTORY**
Batangas City
CY 2012 - 2013

NAME OF SCHOOL	LOCATION/ADDRESS	TELEPHONE NO./FAX NO./ E-MAIL ADDRESS	PRESIDENT/PRINCIPAL/ DIRECTOR/CONTACT PERSON
F.A.S.T. Institute of Electronics & Communication, Inc.	De Joya Capitol Village Kumintang Ibaba, Batangas City	(043) 300-0191 fastbatangascity@yahoo.com	Mrs. Ellen F. Manalo Mrs. Rhodora Castillo (School Admin.)
Global ICT Institute of Technology (formerly Genetic Computer Institute)	2/F Vicmar Bldg., P. Burgos St. Batangas City	(043) 722-1627 genetic_bats@yahoo.com genetic.batangas@gmail.com	Arch. Joseph Chua School Administrator
Golden Gate Colleges	P. Prieto St., Batangas City	(043) 723-2663 www.ggc_batangas_city@yahoo.com	Mr. Wilfredo G. Jacinto President
Golden Gate Colleges (High School & Elementary Department)	D. Atienza St., Batangas City	(043) 723-2471 ggc_batangas_city@yahoo.com	Mr. Clint A. Sanohan Principal
Good Shepherd Christian Academy of Batangas	Arce Subd., Kumintang Ibaba Batangas City	(043) 723-2308 0918-287-5897 angel_savedbychrist@yahoo.com / jjpanelo@yahoo.com	Mr. Angeles I. Francisco Principal
Good Shepherd School (Elementary & High School Department)	Happy Valley Homes, Sta. Rita Karsada, Batangas City	(043) 723-9556 goodshepherdschool1994@gmail.com	Ms. Marilyn E. Catoy Elementary Principal Ms. Virginia O. Javier High School Principal
Great Wisdom Academy of Batangas (Temporary Closed)	Rizal Avenue Extention, Sta. Clara, Batangas City	0909-498-8026 / 0915-799-2209 0919-899-1330	Ms. Aida F. Rayos Administrator
Guardian Angels Science School of Batangas, Inc.	Tulo, Batangas City	0919-874-5551 / 0908-969-8476	Mrs. Myrna B. Gatdula

continuation... TABLE 28. SCHOOLS DIRECTORY
Batangas City
CY 2012 - 2013

NAME OF SCHOOL	LOCATION/ADDRESS	TELEPHONE NO./FAX NO./ E-MAIL ADDRESS	PRESIDENT/PRINCIPAL/ DIRECTOR/CONTACT PERSON
Holy Cross Montessori School	Cuta Central, Batangas City	0915-653-2479	Mrs. Alicia Macaraig School Head
Immaculate Heart of Mary Learning Center & School of Values	Kumintang Ibaba, Batangas City	(043) 723-0772 ihmlcsv.batangas@gmail.com	Mrs. Lolita B. Gonda School Director
King's Kids Christian Academy (Elementary & High School)	Cuta, Batangas City	(043) 723-5509 bataskken@yahoo.com	Rev. Paul Yong Doll Lee School Administrator Mr. Eustaquio C. Abrenica Head of Academic Affairs
Kipsi Elementary School	A. Delas Alas Drive, Cuta Batangas City	(043) 723-2570 kipsielemschool@yahoo.com	Ms. Lilibeth P. Banlaygas Head Teacher Mrs. Dorina P. Pelayo School Administrator
Learners' Haven Tutorial & Learning Center, Inc.	9 Lopez Jaena St., Batangas City	(043) 722-0014 learners_haven@yahoo.com.ph	Mr. August C. Lacorte
Lyceum of the Philippines University	Capitol Site, Kumintang Ibaba Batangas City (Main Campus)	(043) 723-2038 (Registrar Office) (043) 723-0595 (President Office) www.lpubatangas.edu.ph	Mr. Peter P. Laurel President
	Barangay Wawa, Cuta Batangas City (LIMA Campus)		Dr. Dexter R. Buted VP, Lima Campus
Maranatha Christian Academy of Batangas City, Inc.	National Road, Alangilan Batangas City	(043) 984-6422 / 0915-929-4475	Ms. Ana Dela Torre Principal

continuation... TABLE 28. SCHOOLS DIRECTORY
Batangas City
CY 2012 - 2013

NAME OF SCHOOL	LOCATION/ADDRESS	TELEPHONE NO./FAX NO./ E-MAIL ADDRESS	PRESIDENT/PRINCIPAL/ DIRECTOR/CONTACT PERSON
Marian Learning Center and Science High School	Alangilan Campus, Batangas City Alangilan, Batangas City	(043) 723-4117 marian_batangas@yahoo.com (043) 723-2232 / 723-4117 marian_batangas@yahoo.com.ph	Ms. Merlie L. Masangcay (OIC) Elementary Dept. Ms. Rowena M. Macalalad (OIC) High School Dept.
McKinley Hill School & Leadsip Academy for Children (Elementary & High School)	McKinley Hill Drive, Caedo Subd., Kumintang Ibaba, Batangas City	(043) 743-4995 mckinleyhill_batangas@yahoo.com	Mrs. Rosalinda R. Figueroa
Missionary Catechists of the Sacred Heart School	San Antonio, Isla Verde Batangas City		Rev. Fr. Jay M. Encarnacion Local Director
Metro Batangas Adventist Elementary School	Sitio Looban II, Banaba West Batangas City	0916-822-1870	Mrs. Edna M. Abihay
Princeton Science School-Home of Young Achievers Inc.	68 Taurus St., Lourdes Village Bolbok, Batangas City	(043) 300-0889 / 984-1101	Mrs. Florita M. Magpantay
Regis Benedictine Academy (Elementary & High School)	Tierra Del Oro Subd., Sta. Rita A-Pool, Batangas City	(043) 723-3702 / 980-1890	Engr. Roy Maranan
Sunhill Montessori Casa	Mahabang Parang, Batangas City	(043) 783-1244 / 706-3151 / 3149 / 723-6924	Ms. Mildred Malaluan President
SIMCO Village Learning Center	San Isidro, Batangas City	(043) 980-0313 svlc2009@yahoo.com	Mrs. Nicetas M. Malgapo Principal

continuation... **TABLE 28. SCHOOLS DIRECTORY**
Batangas City
CY 2012 - 2013

NAME OF SCHOOL	LOCATION/ADDRESS	TELEPHONE NO./FAX NO./ E-MAIL ADDRESS	PRESIDENT/PRINCIPAL/ DIRECTOR/CONTACT PERSON
Sonshine Christian School, Inc.	Tabangao Ambulong Batangas City	(043) 402-8920 thelma.closa@gmail.com	Rev. Nestor S. Carmona
Sovereign Shepherd School of Values & Learning (Elementary & High School)	Sorosoro Ibaba, Batangas City	(043) 300-4809 sovereignshepherd@ymail.com	Pastor Mickel M. Borigas, RSW, Th.D, JD
STI College-Batangas	Noble St., Batangas City	(043) 723-1854 sti.batangas@gmail.com	Engr. Wei Hsiung Wu President
St. Bridget College (Elementary Department)	M.H. Del Pilar St., Batangas City	(043) 980-5669 / 722-2950 gs_stbridgetbatangas@yahoo.com.ph	Sr. Mary Florencia Tio, R.G.S. Principal
St. Bridget College (High School Department)	M.H. Del Pilar St., Batangas City	(043) 722-1164 / 980-5667 to 68	Sr. Mary Clare Bagot, R.G.S. Principal
St. Bridget College (College Department)	M.H. Del Pilar St., Batangas City	(043) 723-3616 sbcregistrar@yahoo.com.ph	Sr. Mary Lydia Ebora, R.G.S. President
St. Mary Eufracia Montessori	4 Atis Lane, Villa Neneng Subd. Kumintang Ibaba, Batangas City	(043) 723-7336	Mrs. Clemencia E. Hernandez OIC
Saint Peter D' Rock School	465 Libjo Central, Batangas City	(043) 402-2980 / 722-2529 stpeter_drock06@yahoo.com	Mrs. Maria Cecilia De Chavez-Guico School Administrator
St. Therese of the Child Jesus Multiple Intelligence School	Pastor Avenue, Pallocan West Batangas City	(043) 723-1608 stcj_mis@yahoo.com	Mrs. Imeilyn Macaraig-Faltado President

continuation... **TABLE 28. SCHOOLS DIRECTORY**
Batangas City
CY 2012 - 2013

NAME OF SCHOOL	LOCATION/ADDRESS	TELEPHONE NO./FAX NO./ E-MAIL ADDRESS	PRESIDENT/PRINCIPAL/ DIRECTOR/CONTACT PERSON
Star Kids Prime School	National Highway, Alangilan Batangas City	(043) 783-8484 kiara_maan@yahoo.com	Ms. Felicisima Maan A. Velasco-Clemeno School Administrator
Stonyhurst Southville International School (Elementary & High School)	Gulod Itaas, Batangas City	(043) 723-3595 loc 101 300-5096 loc 101 infobatangas@stonyhurst.edu.ph	Mrs. Donnabelle L. Atienza
Sunhill International College of Business & Management, Inc.	Gulod Labac, Batangas City	(043) 702-1164 mmn@sunhill.edu.ph	Mrs. Mildred M. Nicasio-Malaluan
Sunhill Developmental Education, Inc. (SPED Sch.)	Alberta A. Pastor Bldg., Nazareth Compd., Gulod Itaas Batangas City	(043) 300-1168 apmendoza@sunhill.edu.ph	Ms. Glicería C. Malaluan School Administrator
Sunhill Montessori Casa	National Road, Gulod Labac Batangas City Mahabang Parang, Batangas City	(043) 723-6924 (043) 706-3151 www.sunhill.edu.ph	Ms. Marife Z. Añonuevo Ms. Johannie A. Garcia
TESDA-RTC Regional Training Center	P. Herrera Street, Batangas City	(043) 300-0388 rtccalabarzon@yahoo.com	Mr. Gerardo A. Mercado RTC Administrator
The Holy Child School, Inc.	168 Rizal Ave., Batangas City	0916-445-7255 / 0929-339-2739	Ms. Florida Aguiwas-Soriano
UCCP Hope Christian School of Batangas Inc.	17 C. Tirona St., Batangas City	(043) 723-0143 hopechristianschool@yahoo.com	Ms. Melissa S. Yema

continuation... **TABLE 28. SCHOOLS DIRECTORY**
Batangas City
CY 2012 - 2013

NAME OF SCHOOL	LOCATION/ADDRESS	TELEPHONE NO./FAX NO./ E-MAIL ADDRESS	PRESIDENT/PRINCIPAL/ DIRECTOR/CONTACT PERSON
University of Batangas (Elementary Department)	M.H. Del Pilar St., Batangas City	(043) 723-2744 ubelementary@yahoo.com	Mrs. Lolita F. Tegon Principal
University of Batangas (High School Department)	Hilltop Campus, Batangas City	(043) 723-1446 loc 510 hs_registrar@ub.edu.ph	Dr. Ruel A. Asi Principal
University of Batangas High School & College Department	Hilltop, Batangas City	(043) 723-1446 www.ub.edu.ph (website) (043) 723-1446 loc 302 (043) 723-0695 / 4183 (fax)	Dr. Hernando B. Perez University President Ms. Maria Cecilia Q. Verceles Director, Corporate Communication
University of Batangas Special Children Foundation, Inc.	Pallocan East, Batangas City	(043) 706-0257 ubscf@ub.edu.ph	Mrs. Melanie C. Encanto Head Teacher
UP Ed Montessori-Eclectic Child Advancement Center, Inc.	Lourdes Subd., Bolbok Batangas City	(043) 300-2777 u_montessori@yahoo.com	Mrs. Mylene M. Macasaet
University of Batangas Waldorf School International	Pallocan East, Batangas City	(043) 706-2327 waldorf@ub.edu.ph	Mrs. Merly C. Panaligan
Westmead International School (Elementary & High School Department)	Megaheights Subd., Alangilan Batangas City	(043) 723-9012 / 722-0687 westmead_basiceducation@yahoo.com.ph	Dr. Arlene D. Castor President
Westmead International School (College Department)	122 Gulod Labac, Batangas City	(043) 723-9012 / 722-0868 westmeadinternational@yahoo.com.ph	Dr. Arlene D. Castor President
Wiz Winner Learning Institute, Inc.	233 Banaba South, Batangas City	(043) 402-0164 dalia_falo@yahoo.com.ph	Mrs. Dalia F. Cornejo Principal

3.5. HEALTH AND NUTRITION

The delivery of primary health care services is being undertaken by the City Health Office which provides medical and dental services to the residents of the city's one hundred five (105) barangays. Batangas City has six (6) rural health units with jurisdiction over eighty-nine (89) Barangay Health Centers. These are regularly manned by doctors, nurses, dentists, midwives, etc. (see Table 29).

The Office of the City Health Officer at the City Hall has daily schedule of providing medical and dental services from Monday to Friday, 8:00 A.M. to 5:00 P.M. The other units are on scheduled basis. For CY 2011; 32,527 medical and 20,476 dental patients were benefited by the health programs of the city government.

At present, there are four (4) big hospitals and seven (7) major clinics that are located within the city proper. The services being offered by these hospitals/clinics include out-patients treatment, child delivery, EENT treatment, surgery, internal medicine, pediatric, obstetrics and gynecological treatment, CT Scan, ICU, rehabilitation, ultrasound and diagnosis of social diseases.

TABLE 29. RURAL HEALTH UNITS BY PERSONNEL AND PATIENTS
Batangas City
CY 2012

UNIT AND LOCATION OF HEADQUARTERS	1		2		3		4		5		6		7		8	9	10	11	12	13	14
	M	F	M	F	M	F	M	F	M	F	M	F	M	F							
TOTAL	1	8		14		50		4	3	6	1	2	4	10	-	143	89	247	117	32,527	20,476
City Health Office	1	8		7				4		1	1	2	1	1		-	-	-	-	32,527	-
Rural Health Unit I - Sta. Rita Karsada				1		8			1	1			1	1	NO DATA	30	12	50	18		4,130
Rural Health Unit II - San Isidro				1		11				1			1	1		24	18	48	22		3,261
Rural Health Unit III - Alangilan				1		8				1				2		26	15	31	17		3,584
Rural Health Unit IV - Ambulong				1		9				1				2		23	12	40	20		4,674
Rural Health Unit V - Ilijan				1		7			1					2		16	13	39	22		2,100
Rural Health Unit VI - Pallocan East				2		7			1	1			1	1		24	19	39	18		2,727

- LEGEND :
- 1 - No. of Doctors

2 - No. of Nurses

3 - No. of Midwives

4 - No. of Pharmacists

5 - No. of Sanitary Inspectors

6 - No. of Medical Technologists

7 - No. of Dentists

8 - No. of Hilots

9 - No. of Brgy. Nutrition Scholar

10 - No. of Brgy. Health Center

11 - No. of Brgy. Health Worker

12 - No. of Brgy. Supply Point Officer

13 - No. of Medical Patients

14 - No. of Dental Patients

Note: Items 7 - 12 for City Health Office are counted on Rural Health Unit I-VI.
Items 4 and 6 for Rural Health Units I-VI are counted on City Health Office.
Items 13 - 14 are only patients who consulted at the City Health Office.

SOURCE : City Health Office
Batangas City

TABLE 30. HEALTH STATISTICS
Batangas City
CY 2012

CRUDE BIRTH RATE	CRUDE DEATH RATE	INFANT MORTALITY RATE	MATERNAL MORTALITY RATE
16.67	4.55	12.78	0.29

Number of Rural Health Units - 6
 Number of Barangay Health Stations - 89

SOURCE : **City Health Office**
Batangas City

TABLE 31. NUTRITIONAL STATISTICS
Batangas City
CY 2012

CLASSIFICATION BY STATUS	NO. OF CHILDREN				
	0 - 11 MOS.	1 - 4 YEARS	5 YEARS & 11 MOS.	NUMBER	PERCENT
	Jan.-Mar.	Jan.-Mar.	Jan.-Mar.	Jan.-Mar.	Jan.-Mar.
T O T A L	6,419	22,570	4,482	33,471	100%
Severely Underweight (SUW)	95	374	93	562	1.68%
Underweight (UW)	214	1,553	458	2,225	6.65%
Normal	5,895	20,106	3,844	29,845	89.17%
Overweight (OW)	215	537	87	839	2.51%

Actual number of pre-schoolers:

**Weighing period - January to March 2012*

Note: Starting 2012 weighing period (OPT plus) is once a year Jan-March

SOURCE : City Health Office
Batangas City

TABLE 32. TEN LEADING CAUSES OF MORBIDITY
(Rate Per 100,000 Population)
Batangas City
CY 2012

CAUSES	NO. OF CASES	RATE PER 100,000 POPULATION
1. Acute Respiratory Infection	16,925	5,013.33
2. Dengue Fever	2,064	611.37
3. Urinary Tract Infection	1,383	409.66
4. Intestinal Infectious Diseases	959	284.06
5. Wounds (all forms)	953	282.29
6. Hypertension	756	223.93
7. Musculoskeletal Diseases	753	223.05
8. Diabetes Mellitus	535	158.47
9. Pneumonia	379	112.26
10. Viral Infections	335	99.23

SOURCE : **City Health Office**
Batangas City

TABLE 33. TEN LEADING CAUSES OF MORTALITY
(Rate Per 100,000 Population)
Batangas City
CY 2012

CAUSES	NUMBER OF CASES	RATE PER 100,000 POPULATION
1. Hypertensive Cardiovascular Disease	117	34.66
2. Pneumonia	115	34.06
3. Cancer (all forms)	88	26.07
4. Cerebrovascular Diseases	79	23.40
5. Pulmonary Tuberculosis	67	19.85
6. Myocardial Infarction	64	18.96
7. Diabetes Mellitus	56	16.59
8. Renal Diseases	43	12.74
9. Chronic Obstructive Pulmonary Disease	42	12.44
10. Ischemic Heart Diseases	28	8.29

SOURCE : **City Health Office**
Batangas City

TABLE 34. LEADING CAUSES OF INFANT MORTALITY
(Rate Per 1,000 Population)
Batangas City
CY 2012

CAUSES	NUMBER OF CASES	RATE PER 1,000 POPULATION
Pneumonia	11	1.95
Prematurity	9	1.60
Respiratory Distress Syndrome	4	0.71
Sepsis	3	0.53
Congenital Heart Disease	2	0.36

SOURCE : **City Health Office**
Batangas City

TABLE 35. TYPES OF TOILET FACILITIES
Batangas City
CY 2012

TYPE OF TOILET	NO. OF HOUSEHOLD W/ SANITARY TOILET	%	NO. OF HOUSEHOLD W/ UNSANITARY TOILET	%	NO. OF HOUSEHOLD WITHOUT TOILET	%
SANITARY TOILET	54,322	96.5%	0	0.00%	1,945	3.50%

SOURCE : City Health Office
Batangas City

TABLE 36. FAMILY PLANNING PROGRAM
Batangas City
CY 2012

METHOD USED	NUMBER OF ACCEPTORS	
	NEW ACCEPTORS	CURRENT USERS
T O T A L	8,597	16,281
Condom	646	1,565
Injection	865	1,803
Natural Family Planning (NFP)- Lactating Ammenorhea Method (LAM)	3,426	1,998
NFP	22	95
NFP-Rhythm	253	1,264
Pills	3,012	6,718
Female Sterilization	292	2,421
Intra Uterinal Device (IUD)	81	408
Vasectomy	-	9

Number of Motivators (BSPO)	118
Number of Married Couple of Reproductive Age (MCRA)	40,524
Pre-Marriage Counseling (PMC)	
- Sessions	197
- Counseled	1,742

SOURCE : City Health Office
Batangas City

**TABLE 37. HOSPITALS/CLINICS BY NUMBER OF PATIENTS,
BED CAPACITY AND SERVICE AREA**
Batangas City
CY 2012

NAME OF HOSPITAL/CLINIC	NUMBER OF PATIENTS		BED CAPACITY	
	OUT-PATIENT	IN-PATIENT	PAYWARD	CHARITY WARD
Batangas Health Care Hospital (Jesus of Nazareth)	8,947	10,619	26	23
Batangas Medical Center	62,036	15,076	55	234
Diane's Maternity and Lying-In Hospital	5,376	144	3	0
Dr. Melisa Lim Maternity & Lying-in	1,200	375	4	3
Golden Gate General Hospital	14,045	7,999	100	0
JLS Birthing Home Lying-in Clinic		1	3	0
Lat Women's Clinic & Birthing Home	78	20	3	0
Luna-Lacsamana Maternity and Lying-In Clinic			3	1
Manuela Maternity Clinic		175	0	0
Our Lady of Beautiful Love Clinic & Birthing Home (Lying-in)	960	48	4	4
St. Patrick's Hospital Medical Center	7,330	7,862	100	PRN

SOURCE : **Different Hospitals/Clinics**
Batangas City

TABLE 38. HEALTH FACILITIES BY HOSPITALS/CLINICS
Batangas City
CY 2012

NAME OF HOSPITAL/CLINIC	1	2	3	4	5	6	7	8	9 OTHERS (Specify)
Batangas Health Care Hospital (Jesus Of Nazareth)	x	x	x	x	x	x	x		ICU, NICU
Batangas Medical Center	x	x	x	x	x	x	x	x	
City Health Office			x	x	x		x		Ambulance
Diane's Maternity & Lying-In Hospital		x							
Dr. Melisa Lim's Maternity & Lying-In		x							
Golden Gate General Hospital	x	x	x	x	x	x		x	
JLS Birthing Home Lying-in Clinic		x							
Lat Women's Clinic & Birthing Home		x							
Luna-Lacsamana Maternity and Lying-In Clinic		x							
Manuela Maternity Clinic		x							
Our Lady of Beautiful Love Clinic & Birthing Home		x							
St. Patrick's Hospital Medical Center	x	x	x	x	x		x	x	CT-Scan, 2D-Echo, ICU, Hyperbaric Chamber, Mamogram, New Born Screening, Dialysis Unit, Hearing Test/Audiometry

HEALTH FACILITIES :

1 - Operating Room

2 - Delivery Room

3 - X-Ray Facilities

4 - Laboratory Facilities

5 - Pharmacy

6 - Incubator/Nursery

7 - Dental Facilities

8 - Morgue

9 - Others (Specify)

SOURCE : **Different Hospitals/Clinics**
Batangas City

TABLE 39. HEALTH SERVICES BY HOSPITALS/CLINICS
Batangas City
CY 2012

NAME OF HOSPITAL/CLINIC	1	2	3	4	5	6	7	8	9 OTHERS (Specify)
Batangas Health Care (Jesus of Nazareth)	x	x	x	x	x	x	x		CTScan, UTZ, 2DEcho, Dialysis, Stress Test, Hearing Test, Chemo Unit, Eye Center, Rehb & Child Dev. Center
Batangas Medical Center	x	x	x	x	x	x	x		
City Health Office	x	x		x	x		x		
Diane's Maternity & Lying-In Clinic	x						x		
Dr. Melisa Lim's Maternity & Lying-In	x						x		
Golden Gate General Hospital	x	x	x	x	x	x	x	x	
JLS Birthing Home Lying-in Clinic	x								
Lat Women's Clinic and Birthing Home	x						x		
Luna-Lacsamana Maternity and Lying-In Clinic	x								
Manuela Maternity Clinic	x						x		
Our Lady of Beautiful Love Clinic & Birthing Home	x	x					x		
St. Patrick's Hospital Medical Center	x	x	x	x	x	x	x	x	Dermatology, Physical/ Occupational Theraphy

Services :

1 - Child Delivery
2 - EENT
3 - Surgery
4 - Internal Medicine
5 - Pediatric

6 - Orthopedic
7 - Gynecology
8 - Social Diseases
9 - Others (Specify)

SOURCE : **Different Hospitals/Clinics**
Batangas City

TABLE 40. TYPE, PERSONNEL BY HOSPITAL/CLINIC
Batangas City
CY 2012

NAME OF HOSPITAL/CLINIC	TYPE		NUMBER OF DOCTOR	NUMBER OF NURSES	NUMBER OF MIDWIVES	NUMBER OF PHARMACIST	NUMBER OF ATTENDANT	NO. OF MED. TECH	NO. OF LAB. TECH.	NO. OF X-RAY TECH.	NO. OF OFFICE PERSONNEL	OTHERS (SPECIFY)
	PRIVATE	GOV'T.										
Batangas Health Care Hospital (Jesus of Nazareth)	x		142	80	5	6	13	12	3	8	52	4-RT 3-Driver 2-Industrial Nurses 4-Pulmonary Aide 6-Maintenance 23-Institutional Worker 13-Orderly 1-MSW
Batangas Medical Center		x	105	88	1	4	35				46	
Diane's Maternity and Lying-In Hospital	x		1	1	1		1					
Dra. Melisa Lim's Maternity & Lying-In	x		1	1	4		1				1	
Golden Gate General Hospital	x		275	54	23	3	10	6	5	6	39	45
JLS Birthing Home Lying-in Clinic	x				4		1					
Lat Women's Clinic and Birthing Home	x		1	2	1							
Luna-Lacsamana Maternity & Lying-In Clinic	x			1	4							
Manuela Maternity Clinic	x		2		4							

continuation... **TABLE 40. TYPE, PERSONNEL BY HOSPITAL/CLINIC**
Batangas City
CY 2012

NAME OF HOSPITAL/CLINIC	TYPE		NUMBER OF DOCTOR	NUMBER OF NURSES	NUMBER OF MIDWIVES	NUMBER OF PHARMACIST	NUMBER OF ATTENDANT	NO. OF MED. TECH	NO. OF LAB. TECH.	NO. OF X-RAY TECH.	NO. OF OFFICE PERSONNEL	OTHERS (SPECIFY)
	PRIVATE	GOV'T.										
Our Lady of Beautiful Love Clinic & Birthing Home	x		1		1							1-secretary
St. Patrick's Hospital Medical Center	x		301	108	8	4	15	17	1	8	25	

SOURCE : **Different Hospitals/Clinics**
Batangas City

**TABLE 41. LEADING ILLNESSES OF PATIENTS
BY HOSPITALS/CLINICS
Batangas City
CY 2012**

NAME OF HOSPITAL/CLINIC	FIVE (5) LEADING ILLNESSES OF PATIENTS BY HOSPITAL/CLINIC
Batangas Health Care Hospital (Jesus of Nazareth)	Pneumonia/Acute Bronchitis, Hypertension, Dengue Hemorrhagic Fever, Acute Gastroenteritis, Bronchial Asthma
Batangas Medical Center	Normal Spontaneous Delivery, Cesarean Section, Dengue Hemorrhagic Fever Pneumonia, Acute Appendicitis
Golden Gate General Hospital	Urinary Tract Infection, Dengue Fever, Pneumonia, Acute Gastroenteritis, Hypertension
St. Patrick’s Hospital Medical Center	Acute Gastroenteritis, Hypertension, Urinary Tract Infection, Upper Respiratory Tract Infection, Systemic Viral Illness

**SOURCE : Different Hospitals/Clinics
Batangas City**

TABLE 42. HOSPITALS/CLINICS DIRECTORY
Batangas City
CY 2012

NAME OF HOSPITAL/CLINIC	LOCATION/ADDRESS	TELEPHONE NO./FAX NO./E-MAIL	CHIEF OF HOSPITAL/CONTACT PERSON
1. Batangas Health Care Hospital (Jesus of Nazareth)	Gulod Itaas, Batangas City	722-0550 / 723-2918 bhchjon_nazareth@yahoo.com	Dr. Libio A. Macatangay Director
2. Batangas Health Care Specialist	Hinch Bldg., P. Canlapan St. cor Apacible St., Batangas City	300-1359 bhcsi2003@yahoo.com	Mr. Mark Gil Verdan
3. Batangas Medical Center	Kumintang Ibaba Batangas City	723-0165 / 980-1733	Dr. Ramoncito C. Magnaye Chief of Hospital
4. Batangas City Laboratory Inc.	Apacible St., Barangay 10 Batangas City	723-0181	Ms. Marian L. Manalo
5. Diane's Maternity & Lying-In Clinic	Apacible St., Barangay 10 Batangas City		Dr. Beulah G. Zaragoza Director
6. Dr. Melisa Lim Maternity & Lying-In	138 Rizal Avenue, Batangas City	723-3390 melisarlimmd@yahoo.com	Dr. Melisa R. Lim
7. Golden Gate General Hospital	17 P. Prieto St., Batangas City	723-3011 golden_gate_general_hospital_bc@yahoo.com.ph	Dr. Romulo L. Rosales Director
8. JLS Birthing Home Lying-in Clinic	MH Del Pilar St., Batangas City	706-3389	Mr. Rafael John Abanco Director
9. Lat Women's Clinic and Birthing Home	M. Lat Bldg., 75 P. Burgos Street Batangas City	723-9476 / 0917-8511812 myleenevlatmd@yahoo.com	Dr. Myleene Cristina V. Lat Director
10. Luna-Lacsamana Maternity and Lying-In Clinic	32 P. Burgos Street, Batangas City	702-4058	Dr. Annie Emilia L. Lacsamana Director

continuation... **TABLE 42. HOSPITALS/CLINICS DIRECTORY**
Batangas City
CY 2012

NAME OF HOSPITAL/CLINIC	LOCATION/ADDRESS	TELEPHONE NO./FAX NO./E-MAIL	CHIEF OF HOSPITAL/CONTACT PERSON
11. Manuela Maternity Clinic	Santolan Road, Pallocan West, Batangas City		Mrs. Corazon F. Landicho Director
12. Our Lady of Beautiful Love Clinic & Birthing Home	G/F Mercado Bldg., P. Burgos St., Batangas City	0932-4594041 / 0907-2026836	Dr. Jerome P. Mercado Director
13. San Paulo Clinic & Diagnostic Center	239 D. Silang St., Batangas City	980-9858 / 425-0048	Dr. May Lynberg Almero
14. St. Patricks Hospital Medical Center	P. Panganiban St./Lopez Jaena St. Batangas City	723-7089 to 92 sphmc_hr@ymail.com	Dr. Abegayle Machelles Perez-Chua Director

TABLE 43. LIST OF CLINICAL LABORATORY
Batangas City
CY 2012

NAME OF LABORATORY	CONTACT PERSON	ADDRESS/TEL. NO.	CLINIC HOURS	SERVICES OFFERED
1 Batangas City Laboratory, Inc.	Marian L. Manalo	Apacible Street, Batangas City 723-0181	Monday to Saturday 7:00 A.M. - 5:00 P.M.	clinical laboratory
2 Batangas City Laboratory, Inc. 2	Dr. Ernesto E. Flores	Ebora Road, Kumintang Ibaba Batangas City 723-0860	Monday to Saturday 7:00 A.M. - 5:00 P.M.	clinical laboratory
3 Batangas Clinical Laboratory	Wenceslao A. Cuz	A-Gamo Bldg., D. Silang Street Batangas City 980-5076 / 722-2473	Monday to Saturday 6:30 A.M. - 5:00 P.M.	clinical microscopy, hematology, blood chemistry, thyroid function test, immuno serological test, RIA & IRMA, x-ray, urine test, tumor marker, reproductive hormone, hepatitis marker, other infectious diseases
4 Batangas Health Care Specialist	Mark Gil Verdan	Hinch Bldg., P. Canlapan Street Batangas City 300-1359	Monday to Saturday 7:00 A.M. - 6:00 P.M.	blood chemistry, hematology, clinical microscopy, thyroid function lab.
5 Metro Batangas Medical Network, Inc.	Dr. Reynaldo D. Gonzales	2/F NFC Bldg., 106 Rizal Ave. Batangas City 723-0835	Monday to Friday 7:00 A.M. - 4:00 P.M. Saturday 7:00 A.M.-12:00 NN	clinical urinalysis, routine fecalysis

continuation . . . **TABLE 43. LIST OF CLINICAL LABORATORY**
Batangas City
CY 2012

NAME OF LABORATORY	CONTACT PERSON	ADDRESS/TEL. NO.	CLINIC HOURS	SERVICES OFFERED
6 Pioneer Clinical Laboratory & Medical Clinic, Inc.	Amelita A.Comia Lea E. Faca Jesica A. Garcia	Noble Street, Batangas City 723-1706 / 9793	Monday to Saturday 7:00 A.M. - 5:00 P.M.	laboratory examination, local & international pre-employment examination, chest x-ray, ECG, audiometry, dental, pulmonary function test, physical examination, ultrasound, dental, psychological examination, drug testing, visual acuity
7 PHO-Health & Wellness Laboratory	Arlene B. Brucal Maria Lourdes R. Soriano	Roxas Road, Kumintang Ibaba Batangas City 723-2916 loc. 22	Monday to Friday 8:00 A.M. - 5:00 P.M.	hematology-cbc, platelet, blood typing; urinalysis, blood chemistry-chem 5; sputum exam, grams staining/rpr, hbsag, pregnancy test, slit-skin smear
8 San Paulo Clinic and Diagnostic Center	Dr. Mary Lyndberg Almero	239 D. Silang Street Batangas City 980-9858 / 425-0048	Monday to Saturday 7:00 A.M. - 5:00 P.M.	diagnostic examination

**TABLE 44. NUMBER OF PERSONS WITH DISABILITIES
BY BARANGAY
as of December 2012**

BARANGAY	NUMBER OF PWD		
	MALE	FEMALE	TOTAL
1 Barangay 1	3	1	4
2 Barangay 2	4	5	9
3 Barangay 3	1	1	2
4 Barangay 4	2	-	2
5 Barangay 5	6	2	8
6 Barangay 6	5	5	10
7 Barangay 7	5	4	9
8 Barangay 8	5	3	8
9 Barangay 9	1	2	3
10 Barangay 10	1	3	4
11 Barangay 11	6	2	8
12 Barangay 12	2	4	6
13 Barangay 13	3	-	3
14 Barangay 14	2	1	3
15 Barangay 15	-	-	-
16 Barangay 16	-	-	-
17 Barangay 17	1	-	1
18 Barangay 18	3	2	5
19 Barangay 19	5	2	7
20 Barangay 20	3	2	5
21 Barangay 21	2	1	3
22 Barangay 22	-	1	1
23 Barangay 23	2	2	4
24 Barangay 24	10	4	14
25 Alangilan	22	21	43
26 Balagtas	14	10	24
27 Balete	27	27	54
28 Banaba Center	5	1	6
29 Banaba East	10	4	14
30 Banaba South	6	4	10
31 Banaba West	17	8	25
32 Bilogo	9	3	12
33 Bolbok	21	15	36
34 Bucal	7	3	10
35 Calicanto	24	17	41
36 Catandala	4	5	9
37 Concepcion	5	3	8
38 Conde Itaas	3	5	8
39 Conde Labac	4	4	8
40 Cumba	1	1	2
41 Cuta	24	18	42
42 Dalig	7	5	12
43 Dela Paz Proper	3	3	6
44 Dela Paz Pulot Aplaya	2	2	4
45 Dela Paz Pulot Itaas	1	-	1
46 Dumantay	6	6	12

**continuation... TABLE 44. NUMBER OF PERSONS WITH DISABILITIES
BY BARANGAY
as of December 2012**

BARANGAY	NUMBER OF PWD		
	MALE	FEMALE	TOTAL
47 Dumuclay	8	6	14
48 Gulod Itaas	12	10	22
49 Gulod Labac	10	7	17
50 Haligue Kanluran	5	3	8
51 Haligue Silangan	11	6	17
52 Ilijan	7	4	11
53 Kumintang Ibaba	24	8	32
54 Kumintang Ilaya	29	22	51
55 Libjo	23	16	39
56 Liponpon, Isla Verde	-	-	-
57 Maapaz	2	-	2
58 Mabacong	3	2	5
59 Mahabang Dahilig	5	7	12
60 Mahabang Parang	6	6	12
61 Mahacot Kanluran	1	-	1
62 Mahacot Silangan	4	1	5
63 Malalim	2	5	7
64 Malibayo	3	4	7
65 Malitam	11	5	16
66 Maruclap	3	1	4
67 Pagkilatan	2	3	5
68 Paharang Kanluran	3	3	6
69 Paharang Silangan	4	5	9
70 Pallocan Kanluran	19	9	28
71 Pallocan Silangan	11	4	15
72 Pinamucan Ibaba	3	5	8
73 Pinamucan Proper	8	5	13
74 Pinamucan Silangan	6	2	8
75 Sampaga	19	1	20
76 San Agapito, Isla Verde	-	-	-
77 San Agustin Kanluran	-	2	2
78 San Agustin Silangan	-	2	2
79 San Andres, Isla Verde	-	-	-
80 San Antonio, Isla Verde	2	1	3
81 San Isidro	19	12	31
82 San Jose Sico	16	9	25
83 San Miguel	12	15	27
84 San Pedro	3	3	6
85 Simlong	7	6	13
86 Sirang Lupa	6	3	9
87 Sorosoro Ibaba	3	3	6
88 Sorosoro Ilaya	4	4	8
89 Sorosoro Karsada	7	4	11
90 Sta. Clara	23	13	36

continuation... **TABLE 44. NUMBER OF PERSONS WITH DISABILITIES
BY BARANGAY
as of December 2012**

BARANGAY	NUMBER OF PWD		
	MALE	FEMALE	TOTAL
91 Sta. Rita Aplaya	21	11	32
92 Sta. Rita Karsada	24	21	45
93 Sto. Domingo	7	1	8
94 Sto. Niño	9	5	14
95 Tabangao Ambulong	16	15	31
96 Tabangao Aplaya	6	3	9
97 Tabangao Dao	2	2	4
98 Talahib Pandayan	10	7	17
99 Talahib Payapa	2	4	6
100 Talumpok Kanluran	5	6	11
101 Talumpok Silangan	8	4	12
102 Tinga Itaas	8	5	13
103 Tinga Labac	10	13	23
104 Tulo	22	6	28
105 Wawa	8	12	20
TOTAL	798	554	1,352

SOURCE : **City Social Welfare & Development Office
Batangas City**

3.6. HOUSING

3.6.1. Subdivisions

At present, there are ninety-three (93) residential subdivisions in the city, wherein thirty (30) were approved by the Sangguniang Panlungsod per R.A. 7160 and the other sixty two (62) were already existing subdivisions prior to the passage of RA 7160. These subdivision lots are being sold with current prices ranging from P2,500.00 to P5,000.00 per square meter.

3.6.2. Informal Settlers

Majority of informal settlers in Batangas City can be found in government lots. Portions of barangay Sta. Clara and the non-functional railroad track of the Philippine National Railways from Barangay 24 up to Balagtas are presently occupied by informal settlers.

There are also informal settlers in Varela St. in Barangay 6, Poblacion, Alangilan, Calicanto, Malitam, Sta. Rita Karsada, Sta. Rita Aplaya, Sta. Clara, Libjo, Sitio Ferry in Kumintang Ibaba, Cuta, Wawa, Tabangao Ambulong, Bolbok and Balagtas.

There are two existing relocation sites in the city which included the San Jose Sico Relocation Site owned by the city government and the Balete Relocation Site which was implemented by the Philippine Ports Authority in collaboration with the Batangas City government and other concerned national government agencies relative to the Batangas Port Development Project.

3.7. CITY SOLID WASTE MANAGEMENT PROGRAM

The garbage collection in Batangas City was privatized by the City Government in CY 2011 and was contracted to a private company named RTM Royal Waste Management under the supervision of the City Environment and Natural Resources Office. The contract for garbage collection covered forty (40) barangays; 24 poblacion barangays and 17 urban barangays namely: Cuta, Sta. Clara, Malitam, Wawa, Kumintang Ilaya, Kumintang Ibaba, Alangilan, Balagtas, Calicanto, Bolbok, Sta. Rita Karsada, Sta. Rita Aplaya, Libjo, San Isidro, Gulod Labac, Balete Relocation and Pallocan West. The figure showed that out of the total city population of 305,607; there were approximately 176,398 residents or 56.52% who were benefited by the privatized garbage collection service of the city government. There was a minimum of six (6) trips per day for six (6) trucks operating daily and supervised by one (1) operation manager and one (1) dispatcher. Four (4) ten (10) wheelers dump trucks which were manned by four (4) collection crew each were assigned to collect garbage at the three (3) public markets and two (2) six (6) wheelers trucks each with two (2) collection crews and were assigned to collect garbage in the different barangays covered by garbage collection. With the full implementation of the Batangas City Environment Code of 2010 and the reduction in the use of plastic; still there were approximately 70 tons of garbage being collected daily by six (6) trucks which were usually composed by biodegradable and non biodegradable wastes being generated by the different commercials establishments, households and the three (3) city public markets.

In addition to the garbage collection of RTM Royal Waste Management, five (5) barangays collected their own garbage and disposed them at the city's dump site at barangay San Jose Sico Controlled Land Fill and Materials Recovery Facility (MRF). These barangays were Ilijan, Balagtas, Libjo, Ambulong and Tabangao Aplaya. In the case of barangay Libjo, which is covered by the city's garbage collection, it is limited along the national road while the interior or barangay roads to different sitio's are being collected by the barangay garbage collection truck.

Cleaning the city streets within the Poblacion and nearby urban barangays and the maintenance of the different strategic places in the city is being undertaken by the Batangas City Government thru the Public Services and Maintenance Unit of the City General Services Office. The PSMU-GSO employed 181 street sweepers, 5 foremen and 2 co-

foreman/assistant foreman who supervised the daily activities in the different areas of assignment. These areas are Areas I, II, III, IV, V, Peoples' Quadrangle, Batangas City Grand Terminal, City Warehouse, Coliseum, BJPMM and the Batangas City Public Market No. 1. The City Quick Response Team was organized with 34 workers to augment services in the cleaning and maintenance of different offices of the city government.

For CY 2011, the Waste Management/Garbage Disposal Program/Environment Sanitary Services of Batangas City Government has an annual budget of Php 37,500,000.00.

**TABLE 45. LIST OF EXISTING RESIDENTIAL SUBDIVISIONS
IN BATANGAS CITY**

NAME OF SUBDIVISION	LOCATION	OWNER/DEVELOPER ADDRESS
1. Beredo Village	Alangilan/Balagtas	Paciencia Beredo Balagtas, Batangas City
2. Madonna Homes	Alangilan	NSC Construction & Dev't. Corporation P. Zamora St., Batangas City
3. Nueva Villa Subdivision	Alangilan	Paciencia delos Santos/ Josefina Villanueva
4. Uptown Ville	Alangilan	Noel Sangalang 59 Zamora St., Batangas City
5. Amihan Village	Balagtas	Isidoro Aclan D. Silang St., Batangas City
6. Batangas Heights Subdivision I & II	Bolbok	Emmanuel de Ocampo
7. Lourdes Village	Bolbok	Eduardo Montalbo
8. Sto. Niño Village	Bolbok	Jose G. Baliwag/ Dr. Manuel Baliwag
9. Tierra del Oro Village	Bolbok	Tomas A. Blanco 17 Solar St., Bel-Air Village Makati City
10. Ilagan Subdivision	Calicanto	Jesus M. Ilagan Evangelista St., Batangas City
11. Maria Cristina Heights	Calicanto	Jaime Borbon/ Pascual Perez
12. De Joya Bayview Village	Cuta	Gonsivilla Realty Dev. Corporation Sunrise Condominium Ortigas Ave., San Juan, M.M.
13. Mt. View Park Subdivision	Cuta	Lucio Garcia Mt. View Park Subdivision, Batangas City
14. De Joya Capitol Village	Kumintang Ilaya	Remedios de Joya Petra de Joya
15. Magnusville Housing	Pallocan West	GSIS
16. Annalyn Subdivision Phase I & II	Kumintang Ilaya	Annalyn Realty Development Corporation
17. Oriental Garden Subdivision	Kumintang Ibaba	Anaprel Development Inc.
18. RK Village I	Kumintang Ibaba	Roseo Kabatay RK Village, Kumintang Ibaba Batangas City
19. RK Village II	Kumintang Ibaba	Roseo Kabatay RK Village, Kumintang Ibaba Batangas City

continuation ... **TABLE 45. LIST OF EXISTING RESIDENTIAL SUBDIVISIONS
IN BATANGAS CITY**

NAME OF SUBDIVISION	LOCATION	OWNER/DEVELOPER ADDRESS
20. Villa Celia Village	Kumintang Ilaya	Letecia H. Villanueva #31 P. Prieto St., Batangas City
21. Villa Neneng Subdivision	Kumintang Ibaba	Roseo Kabatay RK Village, Kumintang Ibaba Batangas City
22. Buenafe County Villas	Balagtas	Teodora Buenafe
23. St. Paul Village	Alangilan	Nora V. Daza
24. El Puerto Real Subdivision	Kumintang Ilaya	Asian-Pacific Estate Development Corporation Aurora Blvd., Cubao Quezon City
25. Aguda Homes	Alangilan	Marcelino Aguda
26. Margarita Country Homes	Gulod Itaas	Countrywide Shelter Inc.
27. Villa Flor Subdivision	Malitam	Aurora C. Realon
28. Vista de Oro Subdivision	Sta. Rita Karsada	Asian-Pacific Estate Development Corporation Aurora Blvd., Cubao Quezon City
29. Batangas City Village (Homes II)	Banaba Center	Francisco Cueto, et al. Villa Neneng Subdivision Batangas City
30. Aguda’s Homesite	Alangilan	Mario Aguda Alangilan, Batangas City
31. Carmel Ville Subdivision	Alangilan	Norma Dimacuha
32. De Joya Compound	Alangilan	Antonio Reyes #68 MH del Pilar St. Batangas City
33. Golden Country Homes	Alangilan	Rogelio Qui/Renato Go Rizal Avenue, Batangas City
34. St. Peter Subdivision	Alangilan	Zenaida Mercado et. al. #108 MH del Pilar Street Batangas City
35. Villa Lorena	Balagtas	Lorna Babao De Joya Bayview Subdivision Cuta, Batangas City
36. Carmel Compound	Bolbok	Eulogia Montalbo cor. P. Canlapan & D. Silang St. Batangas City

continuation ... **TABLE 45. LIST OF EXISTING RESIDENTIAL SUBDIVISIONS
IN BATANGAS CITY**

NAME OF SUBDIVISION	LOCATION	OWNER/DEVELOPER ADDRESS
37. Abacan Subdivision	Calicanto	Rudy Sambo cor. C. Tirona & P. Canlapan St. Batangas City
38. RK Village	Calicanto	Francisco Cueto Villa Neneng Subdivision Kumintang Ibaba, Batangas City
39. Gerason Subdivision	Cuta	Rogelio Qui/Maria Dimaano Rizal Avenue, Batangas City
40. Gerason Ville Subdivision	Cuta	Rogelio Qui Rizal Avenue, Batangas City
41. Macatangay Subdivision	Cuta	Mila Macatangay Macor Trading, Rizal Avenue Batangas City
42. Market View Subdivision	Cuta	Constancia B. Asi Rogelio Qui Rizal Avenue, Batangas City
43. Trillanes Compound	Cuta	Rodel Trillanes Cuta, Batangas City
44. Villa Pastor Subdivision	Cuta	Dr. Vicente Pastor cor. P. Zamora Street and MH del Pilar St., Batangas City
45. Potenciano Village	Pallocan West	Sotero Abdon Poblacion, Batangas City
46. Dolor Subdivision	Poblacion - Kumintang Ibaba	Soledad Dolor
47. Arce Subdivision	Kumintang Ibaba	Marianito Arce Arce Subd., Kumintang Ibaba Batangas City
48. Don Florencio Village	Kumintang Ibaba	Jose P. Caedo P. Panganiban St., Batangas City
49. Espiritu Subdivision	Kumintang Ibaba	
50. Medrano Subdivision	Kumintang Ibaba	Bienvenido Medrano
51. Perlas Compound	Kumintang Ibaba	Natividad Sangalang #59 P. Zamora Street Batangas City

continuation ... **TABLE 45. LIST OF EXISTING RESIDENTIAL SUBDIVISIONS
IN BATANGAS CITY**

NAME OF SUBDIVISION	LOCATION	OWNER/DEVELOPER ADDRESS
52. Sangalang Subdivision	Kumintang Ibaba	Natividad Sangalang Kumintang Ibaba, Batangas City
53. Villanueva Subdivision	Kumintang Ibaba	Letecia/Felix Villanueva P. Prieto St., Batangas City
54. Villa Jose Subdivision	Kumintang Ibaba	Natividad Sangalang #59 P. Zamora Street Batangas City
55. Sambat Ilaya Village I	Kumintang Ilaya	Higino Mendoza
56. Arrieta Subdivision	Sta. Clara	Josefina Arrieta #23 P. Dandan Street Batangas City
57. Banaba Apple Homes	Sta. Rita	Rogelio Qui/Onofre Cantos Rizal Avenue, Batangas City
58. Caballes Subdivision	Sta, Rita Karsada	Benedicta Caballes
59. Gerason Subd. Phase II	Cuta	Rogelio Qui P. Burgos St., Batangas City
60. Huelgas Subdivision	Cuta	Melba Huelgas Eulogia Montalbo D. Silang St., Batangas City
61. Aguda Compound	Alangilan	Martin Aguda Alangilan, Batangas City
62. Atienza Subdivision	Bolbok	Ereneo Atienza Bienvenido Medrano Bolbok, Batangas City

SOURCE : **Zoning Division**
City Planning & Development Office
Batangas City

**TABLE 46. LIST OF RESIDENTIAL SUBDIVISIONS IN BATANGAS CITY
AS APPROVED BY THE CITY GOVERNMENT PER RA 7160**

NAME OF SUBDIVISION	OWNER/DEVELOPER	LOCATION	SP Resolution Number	AREA (HAS.)
1 Aguda Homes	Martin Aguda / Rosalina Tomas	Alangilan, Batangas City	#237 S. 1993 Oct. 04, 1993	1.90
2 AVIDA Residence	Avida Land Corp.	San Isidro, Batangas City	#164 S. 2006 Aug. 07, 2006	3.564
3 Batangas Mega Heights	Supreme Empire Realty Corp.	Alangilan, Batangas City	#297 S. 1996 Dec. 16, 1996	20.455
4 Caedo Cooperative Housing	PCK Trade and Realty Corporation	Bolbok, Batangas City	#84 S. 2001	1.11
5 Center Plain Homes	Francisco B. Cueto/Center Plain Realty Corp.	Tingga Labac, Batangas City	#80 S. 1994 March 21, 1994	2.00
6 De Claro-Punzalan Compound	AC Realon Developer & Resources Ent. By: Aurora C. Realon	Alangilan, Batangas City	#204 S. 2007 Nov. 19, 2007	1.00
7 El Puerto Real Subdivision	Asian Pacific Estates Development Corp.	Alangilan, Batangas City	#155 S. 1994 June 06, 1994	0.62
8 El Sitio Subdivision	El Sitio Development Corporation	Dumantay, Batangas City	#75 S. 1996	18.14
9 Fino Residences Phase I	Fino Property Ventures, Inc.	Gulod Labac, Batangas City	#289 S. 2006	0.6582
Phase II	- do -	- do -	#43 S. 2011	0.5435
10 G.C. Berberabe Subdivision	G.C. Berberabe Realty & Dev't. Corp.	Pallocan East, Batangas City	#104 S. 2006 May 29, 2006	11.462

**continuation... TABLE 46. LIST OF RESIDENTIAL SUBDIVISIONS IN BATANGAS CITY
AS APPROVED BY THE CITY GOVERNMENT PER RA 7160**

NAME OF SUBDIVISION	OWNER/DEVELOPER	LOCATION	SP Resolution Number	AREA (HAS.)
Phase II	G.C. Berberabe Realty & Dev't. Corp.	Pallocan East, Batangas City	#47 S. 2010	9.717
11 Greenheights Subdivision	First Frontier Realty Ventures Inc.	Dumuclay, Batangas City	#84 S. 2008 April 26, 2008	14.5305
12 Greenwood South	Sta. Lucia Realty Development Corp.	Pallocan & Sampaga Batangas City	#297 S. 1995 Nov. 20, 1995	37.07
Phase I-A	- do -	Pallocan East, Batangas City	#55 S. 2001 April 10, 2001	3.2304
Phase I-B	- do -	Pallocan East, Batangas City	#55 S. 2001	0.80
Phase II	- do -	Sampaga, Batangas City	#55 S. 2001	2.4055
Phase III	- do -	Sampaga, Batangas City	#55 S. 2001	11.8555
Phase IV	- do -	Dumuclay, Batangas City	#55 S. 2001	8.6682
Phase V-A	- do -	Dumuclay, Batangas City	#37 S. 2008 Feb. 26, 2008	2.000
Phase V-B	- do -	Dumuclay, Batangas City	#37 S. 2008 Feb. 26, 2008	11.7164
Phase VI	Exequiel D. Robles Sta. Lucia Realty & Development, Inc.	Dumuclay, Batangas City	#210 S. 2010 Dec. 10, 2010	7.1991
13 GSIS Tierra Verde Subdivision	GSIS/GC Berberabe Realty & Development Corporation	Pallocan West, Batangas City	#218 S. 1994 Aug. 22, 1994	8.63

**continuation... TABLE 46. LIST OF RESIDENTIAL SUBDIVISIONS IN BATANGAS CITY
AS APPROVED BY THE CITY GOVERNMENT PER RA 7160**

NAME OF SUBDIVISION	OWNER/DEVELOPER	LOCATION	SP Resolution Number	AREA (HAS.)
14 Hinchville Subdivision	Zenaida Hinch	Sta. Rita Karsada, Batangas City	#36 S. 1994 Feb. 14, 1994	3.50
15 Margarita Subdivision	FM Castillo Marketing Corp.	Kumintang Ilaya, Batangas City	#17 S. 2000	5.27
16 Mariners Residences	Lourdes Antolin Banson et. al. / Mariners Anchor Inn & Development Corporation	Kumintang Ilaya, Batangas City	#344 S 2012 Oct. 29, 2012	2.3924
17 Mercedes Homes	Astra Realty Corporation	Libjo, Batangas City	#109 S. 2002	1.960
18 Mercedez Homes	Astra Realty Corporation	Sorosoro Ilaya, Batangas City	#184 S 2012 June 11, 2012	19.93
19 Pontifino Prime Heights Subdivision	Creative Hotel Concepts Inc.	Gulod Labac & Pallocan Silangan Batangas City	#44 S. 2011	5.345
20 Portville Subdivision	Batangas Portview International Landventures, Inc.	Sta. Rita Karsada, Batangas City	#210 S. 2009 Dec. 01, 2009	3.9586
21 Queen's Point Ville Subdivision	Jesus E. Marquez	Libjo, Batangas City	# 188 S. 1994 July 18, 2004	3.0956
22 Residenza Milano (formerly Fontaine Heights)	Robinson Land Corporation	San Isidro, Batangas City	#228 S. 2004 Dec. 06, 2004 #04 S. 2005 Jan. 04, 2005	5.00
23 San Isidro Village	Laguna Properties Holdings Inc. Ayala Land, Incorporated	San Isidro, Batangas City	#81 S. 1995 March 29, 1995	21.7475
24 Sampaguita Country Homes	Countrywide Shelters Incorporated	Gulod Itaas, Batangas City	#235 S. 1993 Aug. 12, 1993	3.0233

**continuation... TABLE 46. LIST OF RESIDENTIAL SUBDIVISIONS IN BATANGAS CITY
AS APPROVED BY THE CITY GOVERNMENT PER RA 7160**

NAME OF SUBDIVISION	OWNER/DEVELOPER	LOCATION	SP Resolution Number	AREA (HAS.)
25 Starville Homes III	Saturnina Alcantara	Dalig, Batangas City	#205 S. 2004 Nov. 08, 2004	1.6743
26 Starville Subdivision	Elena Eje / Saturnina Alcantara	Gulod Itaas, Batangas City	#307 S. 1994 Dec. 12, 1994	3.37
27 Starville II Subdivision	Saturnina Alcantara	Dalig, Batangas City	#283 S. 1997 Oct. 27, 1998	1.09
28 Sterling Heights Subdivision	Beredo Land Incorporated	Alangilan, Batangas City	#24 S. 1993 Aug. 23, 1993	6.014
29 Verde Island Villas	Verde Island Villas Inc. By: Jose Ma. Pastor	Sitio Subukin, San Antonio, Isla Verde, Batangas City	#192 S. 2004	5.00
30 Villa Jem Subdivision (formerly Patricia Homes EMD)	4 Lucky Jems Realty & Development Corp.	Sta. Rita Karsada, Batangas City	#286 S. 2003	1.0043
31 Villa Mercedes Nature's Village	Goldrich Properties Incorporated	Sta. Rita Karsada, Batangas City	#211 S. 1994 Aug. 15, 1994	10.22
32 Vista de Oro Subdivision	Asian Pacific Estates Development Corp.	Sta. Rita Karsada, Batangas City	#155 S 1994 June 06, 1994	1.28

**SOURCE : Zoning Division
Office of the City Planning & Development Coordinator
Batangas City**

TABLE 47. BUILDINGS CONSTRUCTED
Batangas City
CY 2012

USE OR TYPE OF OCCUPANCY	NUMBER OF BUILDINGS CONSTRUCTED PER TYPE
GRAND TOTAL	829
A. RESIDENTIAL	
1. One-storey	222
2. Two-storey	227
3. Three-storey	4
<i>Sub - Total</i>	453
B. COMMERCIAL	
1. One-storey	243
2. Two-storey	88
3. Three-storey	7
4. Four-storey	3
5. Five-storey	1
<i>Sub - Total</i>	342
C. INDUSTRIAL	3
E. TELECOMMUNICATION (cellsite)	27
F. WAREHOUSE	4

SOURCE : **Zoning Division**
Office of the City Planning & Development Coordinator
Batangas City

**TABLE 48. BARANGAYS WITH INFORMAL
SETTLER SETTLEMENT
Batangas City
CY 2012**

BARANGAY	NUMBER OF FAMILIES
T O T A L	2,183
Sitio Bulihan, Ambulong (City Government)	52
Balete (PPA)	834
San Jose Sico (City Government)	883
Sta. Rita Aplaya Relocation Site (First Gas Power Corp)	414

**SOURCE : City Social Welfare & Development Office
Batangas City**

3.8. PROTECTIVE AND SAFETY SERVICES

3.8.1 Police Protection

In CY 2012, a total of six hundred seventy nine (679) crimes were committed in the city. Out of this figure, two hundred seventy three (273) are classified as non-index crimes while those classified as index crimes included theft (157), physical injuries (98), robbery (65), murder (37), carnapping (23), rape (22) and homicide (4). With this number as reported by the Batangas City Police Office, the city is still considered as one of the most relatively peaceful city not only in the province but as well as in the entire Region IV-A.

Private business and industrial establishments availed the services of private security agencies for their own protective services.

3.8.2 Jail Management and Penology

The Batangas City Jail at San Jose Sico, Batangas City has 21 personnel, 15 in male dorm and 6 in female dorm that supervise and manage the activities in the jail. It has 13 cells with a total capacity of 290, as of December 31, 2012; the city jail has 176 male and 34 female inmates. (Please see Table 51 for Jail Facilities and Table 52 for the Number of Inmates and Causes of Imprisonment)

3.8.3 Fire Protection

The Batangas City Fire Station under the Bureau of Fire Protection (BFP) is manned by twenty-four (24) regular firemen and 2 non-uniformed personnel. The City BFP office has three (3) firetrucks which are fully equipped with various fire fighting equipment. The firetrucks are augmented by two (2) firetrucks of the Batangas Filipino-Chinese Chamber of Commerce. There are eighty (80) fire hydrants installed by the Batangas City Water District which are strategically located in the Poblacion, Cuta, DJPMM, Alangilan and Sta. Rita Karsada along the national highway, PPA Compound and the vendors' section at Port Area to support the fire fighting capability of the city government.

3.8.4 Disaster/Calamity Response Capability

To effectively mitigate and respond to the damages caused by calamities like typhoon, earthquake and other forms of man-made disasters, the city government of Batangas has organized and strengthened the City Disaster Risk Reduction Management Council which is headed by the City Mayor. The council has also formulated contingency plans to mitigate damages to life and property that will be caused by these unforeseen calamities.

The CDRRMC has acquired two motorized rubber boats from the NDCC, different emergency response equipment such as life jackets, chain saws, flashlights and other vital devices to be used during emergencies. The city government also procured two imported All Terrain Vehicles (amphibian ATV), 3 ambulances and one (1) rescue truck complete with equipment and several brand new heavy equipment like backhoe and mini-backhoe/payloader.

TABLE 49. CRIME VOLUME (Monthly Distribution)
Batangas City
CY 2012

MONTH	Crimes Against Person	Crimes Against Property	Total Index Crime	Total Non-Index Crime	T O T A L
T O T A L	161	245	406	273	679
JANUARY	12	13	25	20	45
FEBRUARY	12	13	25	21	46
MARCH	18	30	48	24	72
APRIL	25	42	67	34	101
MAY	14	39	53	21	74
JUNE	20	35	55	25	80
JULY	18	28	46	25	71
AUGUST	14	12	26	21	47
SEPTEMBER	10	7	17	23	40
OCTOBER	5	13	18	22	40
NOVEMBER	8	7	15	23	38
DECEMBER	5	6	11	14	25

Note : Blotter base data

SOURCE : City PNP Office
Batangas City

**TABLE 50. CRIME STATISTICS IN BATANGAS CITY
CY 2012**

TYPE OF CRIMES	TOTAL NO. OF REPORTED CRIMES
T O T A L	679
<i>INDEX CRIME</i>	
<i>Against Person</i>	
Murder	37
Homicide	4
Physical Injury	98
Rape	22
<i>Sub-Total</i>	<i>161</i>
<i>Against Property</i>	
Robbery	65
Theft	157
Carnapping	23
Cattle Rustling	0
<i>Sub-Total</i>	<i>245</i>
<i>NON-INDEX CRIME</i>	273

SOURCE : City PNP Office
Batangas City

TABLE 51. JAIL STATISTICS
Batangas City
as of December 2012

DETENTION CENTER	NO. OF JAIL CELLS	NO. OF JAIL OFFICERS	JAIL CAPACITY	NO. OF INMATES	JAIL FACILITIES
Batangas City Jail - Male Dorm	12	15 Jail Personnel	250 inmates	176	<ul style="list-style-type: none"> - Admin Building - Infirmary - Kitchen - Male Barracks - Toilet & Bathroom - Male Dormitory - Guard House
Batangas City Jail - Female Dorm	1	6 Jail Personnel	40 inmates	34	<ul style="list-style-type: none"> - Admin - Kitchen - Visiting Area - Barracks Area

SOURCE : City Jail Warden, Bureau of Jail Management & Penology
City Jail Wardress, Bureau of Jail Management & Penology
Batangas City

TABLE 52. NUMBER OF INMATES & CAUSES OF IMPRISONMENT
Batangas City
CY 2012

MONTH	CAUSES OF IMPRISONMENT				TOTAL		
	INDEX CRIME		NON-INDEX CRIME				
	MALE	FEMALE	MALE	FEMALE	MALE	FEMALE	TOTAL
JANUARY	95	4	70	28	165	32	197
FEBRUARY	98	4	74	28	172	32	204
MARCH	79	4	76	28	155	32	187
APRIL	91	4	79	28	170	32	202
MAY	78	4	90	28	168	32	200
JUNE	80	4	95	29	175	33	208
JULY	84	4	99	30	183	34	217
AUGUST	84	4	99	30	183	34	217
SEPTEMBER	84	4	99	32	183	36	219
OCTOBER	91	4	111	33	202	37	239
NOVEMBER	82	4	97	30	179	34	213
DECEMBER	79	4	97	30	176	34	210

SOURCE : **City Jail Warden, Bureau of Jail Management & Penology**
City Jail Wardress, Bureau of Jail Management & Penology
Batangas City

TABLE 53. FIRE PROTECTION
Batangas City
CY 2012

EQUIPMENT	PRESENT CONDITION		NO. OF FIREMEN/ ELECTRI- CAL PER- SONNEL	NO. OF FIRE HYDRANTS
	SERVICEABLE	UNSERVICEABLE		
A. Bureau of Fire Protection (DILG)				
Batangas City BFP				80
- Uniformed Personnel			24	
- Non-Uniformed Personnel			1	
Dispatched Service			1	
Electrical Personnel			none	
Firetruck No. 1 Alpha SEC 601	1			
Firetruck No. 2 Bravo (lost plate)	1			
Firetruck No. 3 Charlie NNQ 551	1			
Rubber Boat w/ Outboard Motor	1			
Ambulance (RCB) XLE 575 donated by: Rotary Club of Batangas	1			
Ladder	3			
Fire Hose 2½ x 50 ft.	11	5		
Fire Hose 1½ x 50 ft.	25	15		
Fire Nozzle 2½	2			
Fire Nozzle (straight)	none			
Heavy Duty Wrench (small)	3			
Heavy Duty Wrench (big)	1			
Hose Spanner	3			
Fire Coat (Blue)	4			
Fire Coat (Yellow)	1			
Fire Trousers	4			
Fire Helmet (Black)	4			
Fire Helmet (Yellow)	4			
Fire Boots (new)	4			
Fire Boots (old)	3			
Fire Axe	2			
Hydraulic Jack 20 tons	2			
Portable Fire Extinguisher	5			
Pike Pole	2			
Tire (attached @ FTs)	16			
Batteries	7			
Spine Board	2			
Wire Rope		1		
Volt Cutter	1			
Reducer	4			
<i>Rescue & Medical Equipment</i>				
Kermantle Rope (black 50m)	2			
Terri Pro Rope 16mm 100m	1			
Terri Pro Rope 16mm 150m	1			
Basket Stretcher	1			

continuation . . . **TABLE 53. FIRE PROTECTION**
Batangas City
CY 2012

EQUIPMENT	PRESENT CONDITION		NO. OF FIREMEN/ ELECTRI- CAL PER- SONNEL	NO. OF FIRE HYDRANTS
	SERVICEABLE	UNSERVICEABLE		
Black Diamond Seat Harness	2			
Eight Ring Descender (alloy)	2			
Anchor Plate	1			
Tandem Pulley	1			
Alloy D Carabineer	6			
Oval Steel Carabineer	2			
Rapelling Gloves	none			
Improvised Rescue Stretcher	none			
Cervical Collar	1			
Oxygen Tank	3			
Ambubag		2		
Digital Thermometer	none			
Mouth Mask	none			
Baxtel Stethoscope	1	1		
Nasal Oxygen Canula	none			
Elastic Bandage	6			
First Aide Kit Box	2			
Trauma Bag	1			
Rescue Ambulance (2010 model)	1			
Rescue Fire Truck (2010 model)	1			
B. Batangas Fil-Chinese Chamber of Commerce				
Firetruck	2			

SOURCE : **Bureau of Fire Protection (DILG) / BFCCC**
Batangas City

TABLE 54. FIRE INCIDENTS STATISTICS
Batangas City
CY 2012

DATE	LOCATION	NATURE	NO. OF HOME/ BUILDING AFFECTED/ INVOLVED	CASUALTY/ INJURED	ORIGIN/CAUSES
January 02, 2012	Evangelista St. cor P. Zamora St. Batangas City	vehicular accident	motorcycle & PUJ	2	unattended mosquito coil
January 02, 2012	M.H. Del Pilar St., Batangas City	vehicular accident	tricycle	1	
January 11, 2012	Barangay 21, Batangas City	vehicular accident		2	
January 12, 2012	Alangilan, Batangas City	vehicular accident	motorcycle	1	
January 12, 2012	Diversion Road, Bolbok Batangas City	vehicular accident	Montenegro trucking closed van & isuzu 10 wheeler truck	5	
January 14, 2012	Tulo East, Batangas City	structural fire (residential) NI	1		
January 14, 2012	Cuta Duluhan, Batangas City	structural fire (residential) NI	1		
February 01, 2012	Bolbok (Sports Complex) Batangas City	grass fire			
February 01, 2012	Caedo Commercial Complex Calicanto, Batangas City	structural fire (residential) NI	1		
February 10, 2012	Tinga Itaas, Batangas City	vehicular accident		2	
February 11, 2012	Sta. Clara, Batangas City	grass fire			
February 11, 2012	PPA, Sta. Clara, Batangas City	grass fire			
February 11, 2012	Ambulong, Batangas City	grass fire			

continuation... TABLE 54. FIRE INCIDENTS STATISTICS
Batangas City
CY 2012

DATE	LOCATION	NATURE	NO. OF HOME/ BUILDING AFFECTED/ INVOLVED	CASUALTY/ INJURED	ORIGIN/CAUSES
February 17, 2012	Purok 5A, Sta. Clara Batangas City	structural fire (residential & commercial) I	2		electrical short circuit
February 20, 2012	Calicanto, Batangas City	vehicular accident	motorcycle	1	
February 26, 2012	Diversion Road, Balagtas Batangas City	vehicular accident	motorcycle & PUJ	1	
February 26, 2012	RR Station, Barangay 24 Batangas City	structural fire (residential) I	1		electrical short circuit
February 26, 2012	Dalig, Purok 6, Batangas City	structural fire (residential) NI	1		
March 12, 2012	Sta. Clara, Batangas City	structural fire (residential) NI	1		
March 18, 2012	Tinga Itaas, Batangas City	grass fire			
March 22, 2012	Valenzuela Road, Purok 4, Sta. Clara Batangas City	rescue operation			
March 27, 2012	Dalig, Batangas City	structural fire (residential) NI	1		
March 30, 2012	Malitam, Batangas City	structural fire (residential) NI	1		
April 02, 2012	Alangilan, Batangas City	structural fire (residential) NI	1		

continuation... TABLE 54. FIRE INCIDENTS STATISTICS
Batangas City
CY 2012

DATE	LOCATION	NATURE	NO. OF HOME/ BUILDING AFFECTED/ INVOLVED	CASUALTY/ INJURED	ORIGIN/CAUSES
April 04, 2012	Alangilan, Batangas City	structural fire (residential) I	2		
April 04, 2012	Alangilan, Batangas City	structural fire (residential) I	1		
May 14, 2012	Alangilan, Batangas City	vehicular accident	motorcycle & toyota fortuner	1	
May 19, 2012	Banaba East, Batangas City	structural fire (residential) NI	1		
May 19, 2012	Banaba East, Batangas City	structural fire (residential) NI	1		
May 31, 2012	P. Burgos St., Batangas City	vehicular accident	motorcycle		
July 14, 2012	Balagtas, Batangas City	vehicular accident	motorcycle	2	
July 14, 2012	Rizal Avenue, Batangas City	medical emergency	motorcycle	1	
July 30, 2014	Pagkilatan, Batangas City	rescue operation	wrecked fishing boat		
August 06, 2012	Alangilan, Batangas City	post fire			
August 11, 2012	C. irona Street, Batangas City	structural fire (residential) NI	1		unattended appliances
August 17, 2012	Cuta, Batangas City	false alarm			
August 18, 2012	Sta. Rita Karsada, Batangas City	vehicular accident	tricycle	1	

continuation... TABLE 54. FIRE INCIDENTS STATISTICS
Batangas City
CY 2012

DATE	LOCATION	NATURE	NO. OF HOME/ BUILDING AFFECTED/ INVOLVED	CASUALTY/ INJURED	ORIGIN/CAUSES
August 22, 2012	Kumintang Ibaba, Batangas City	structural fire (residential) NI	1		electrical short circuit
August 30, 2012	C. Tirona Street, Batangas City	vehicular accident	tricycle	1	
September 05, 2012	Bay Citi Mall	false alarm			
September 07, 2012	Calicanto, Batangas City	structural fire (residential) I	1		
September 09, 2012	Diversion Road, Batangas City	post fire			
September 12, 2012	Bolbok, Batangas City	vehicular accident	nissan sentra & toyota close van	1	
September 12, 2012	JPMM Access Road, Batangas City	vehicular accident	tricycle	1	
September 17, 2012	P. Zamora Street, Batangas City	medical emergency			
September 28, 2012	Rizal Avenue, Batangas City	medical emergency			
September 31, 2012	Alangilan, Batangas City	vehicular accident	motorcycle & tricycle	1	
October 04, 2012	Sta. Rita, Batangas City	vehicular accident	honda crv & motorcycle	2	electrical short circuit
October 06, 2012	Calicanto, Batangas City	vehicular accident	motorcycle	2	
October 09, 2012	RR Station, Barangay 24 Batangas City	structural fire (residential) I	3		

continuation... TABLE 54. FIRE INCIDENTS STATISTICS
Batangas City
CY 2012

DATE	LOCATION	NATURE	NO. OF HOME/ BUILDING AFFECTED/ INVOLVED	CASUALTY/ INJURED	ORIGIN/CAUSES
October 14, 2012	Pinamucan Proper, Batangas City	vehicular fire	chevrolet venture van		fuse box
October 14, 2012	Star Tollway Exit, Balagtas Batangas City	vehicular fire	dimple star bus		spilled chemical
October 23, 2012	P. Burgos St., Batangas City	vehicular accident	PUJ	1	
November 01, 2012	Sorosoro Karsada, Batangas City	vehicular accident	motorcycle	1	
November 04, 2012	Bilogo, Batangas City	vehicular accident	SUV & motorcycle	1	
November 04, 2012	Pallocan West, Batangas City	vehicular accident	SUV & motorcycle	2	
November 11, 2012	Balagtas, Batangas City	vehicular accident	motorcycle & tricycle	1	
November 11, 2012	Alangilan, Batangas City	vehicular accident	motorcycle & tricycle		
November 13, 2012	Alangilan, Batangas City	medical emergency			
November 15, 2012	Batangas City Convention Center	medical emergency			
November 17, 2012	Gulod Itaas, Batangas City	vehicular accident	motorcycle	1	
November 27, 2012	Sorosoro Karsada, Batangas City	vehicular accident	motorcycle & mitsubishi pajero	2	
November 29, 2012	Bolbok, Batangas City	vehicular fire	delivery tanker of cooking oil		

continuation... **TABLE 54. FIRE INCIDENTS STATISTICS**
Batangas City
CY 2012

DATE	LOCATION	NATURE	NO. OF HOME/ BUILDING AFFECTED/ INVOLVED	CASUALTY/ INJURED	ORIGIN/CAUSES
November 29, 2012	Sta. Rita, Batangas City	grass fire			
December 02, 2012	Sitio Sahingan, Balete, Batangas City	grass fire			
December 03, 2012	Sorosoro Karsada, Batangas City	vehicular accident	ethyl alcohol tanker	1	
December 04, 2012	Banaba West, Batangas City	grass fire			
December 06, 2012	Sitio Hilltop, Tabangao Batangas City	structural fire (residential) I	1		unattended rubbish fire
December 07, 2012	Calicanto, Batangas City	vehicular accident	Honda Civic Car	2	
December 23, 2012	Alangilan, Batangas City	medical emergency			
December 24, 2012	Purok 1, Balagtas, Batangas City	structural fire (residential) I	1		unattended cooking

SOURCE: **Bureau of Fire Protection (Batangas City Fire Station)**
Batangas City

Note :

Non-Index Fire - 12
Index Fire - 8

SUMMARY OF DATA:

No. of Vehicular Accident	-	27
No. of Structural Fire (Non-index)	-	12
No. of Structural Fire (Index)	-	8
No. of Grass Fire	-	8
No. of Medical Emergencies	-	5
No. of Rescue Operation	-	2
No. of False Alarm	-	2
No. of Vehicular Fire	-	5
No. of Electrical Fire	-	2
Total No. of Fire Incident Responded	-	71

3.9. RECREATION

The city's recreational facilities include the following:

- 1 commercial bowling lanes & one (1) private (Shell Refinery, exclusive)
- 1 private company owned golf course (Pilipinas Shell Refinery)
- 9 commercial swimming pools
- 2 cockpit arenas
- 4 movie houses (all fully air-conditioned)
- 6 tennis courts (3 privately owned & 3 for commercial use)
- 13 commercial complexes
- 23 resorts
- 1 country club
- 2 target shooting range
- 13 fitness/dance centers
- 4 music school
- 1 badminton courts

In addition to the above-mentioned facilities, there is a public basketball court in almost every barangay of the city. For other sports and similar activities, the residents can avail the facilities of the newly built Batangas City Sports Center Coliseum with a four thousand five hundred (4,500) seating capacity and the city swimming olympic sized pool facility. There are also the City Hall People's Quadrangle, the BSU Gymnasium and the Provincial Sports Complex located at Barangay Bolbok which can be used for other sporting events.

For the track and field events, the residents can avail the facilities of the Batangas National High School ground and the Provincial Sports Complex in Barangay Bolbok.

The development of the former Quezon Memorial Stadium into the Batangas City Sports Complex is presently in the priority list of the city government. At present, the Phase I of the grandstand was constructed already. Outdoor basketball and volleyball courts and baseball/softball diamonds were already finished and are being used during the holding of annual city school athletic meet.

Programs concerning the sports and youth development are being promoted and supported by the city government thru the City Council for Youth Affairs (CCYA), the barangay councils and the Sangguniang Kabataan in coordination with the different socio-civic organizations in the city.

3.10. TOURISM

3.10.1 Man-made Park

At the center of the city is the two-hectare park: **PLAZA MABINI**, also known as the “People’s Park.” It was built in 1951 and was redesigned in 1964. The park was redeveloped in 2004 by the world-renowned urban planning firm; Palafox and Associates with its shoulder-pavement of interlocking bricks, stamped-concrete pathways, century-old acacia trees, Plaza Mabini is comparable to the parks found in Makati’s Central Business District. The park’s ground is mostly covered with carabao grass, Scarlet Beauty and 17 kinds of plants; Creeping Jennifer, White Angle, Spotted Caletea, Morning Drop and Silver Wall among others can also be found. The park’s Mediterranean landscape is bounded by the main streets of P. Burgos, P. Dandan, Lopez Jaena and M.H. Del Pilar. An open-air mini amphitheater was constructed in the plaza where cultural programs and other shows/events are being held.

Through the Spaniard-imposed Laws of the Indies; wherein towns are centered on the plaza; the municipal hall, the church and the mansions of the *ilustrados* can be found around Plaza Mabini. Indios were moved within the hearing distance of the *bajo de la campana*. A reminder of the urban planning popularized by the Spaniards.

Several ancestral houses can be found in the poblacion which include the Acosta Pastor and the Rosales-Borbon ancestral homes. These mansions are regularly being visited by prominent personalities/visitors from Manila.

Directly fronting the Plaza Mabini is the Basilica of the Immaculate Conception built from 1851-1857 with its facade and interior as a stunning model of early Renaissance architecture. On February 13, 1946, by a decree of the Holy Father, Pope Pious XII, the church was elevated to the "Basilica Minor" of the Infant Jesus and Immaculate Conception and was the first Basilica to be vested that honor and privilege in the Philippines and in the entire East Asia. Thru the efforts of the Sto. Niño Pastoral Foundation, a religious organization, the Batangas Church Museum was established in honor of the late Msgr. Clemente Yatco.

Priceless religious relics and century-old books and statues can be found in the said museum.

Located along P. Burgos Street behind the City Library is the “Museo Puntong Batangan”. It was put up by the city government in December 2006. The museum is a well thought-out showcase of how Batangueños shaped their histories and lifestyles. A combination of modern and post-contemporary architectural designs, the museum has a total floor area of 415 square meters.

LAUREL PARK, another remarkable park in Batangas City, situated in the Provincial Capitol in Kumintang Ibaba is enhanced by prominent colorful lights and state-of-the-art landscapes. It is now frequently visited by the local residents, specifically students, who use the park for their extra-curricular activities.

Its main gate, situated along the national highway serves as the façade of the Capitol Complex.

Beside the main gate is the Provincial Tourism Office that provides useful information about the province. Its personnel maintain tourism data bank and they also serve as tourist guides as maybe necessary.

The Heroes Promenade is a shrine wherein the present generation of Batangueños can commune with their illustrious forebears. It is the place to commemorate and perpetuate the memory of great men and women of the province whose lives and labors provided a shining example of patriotic dedication.

The park also houses the sculptured works of the renowned artist; Eduardo Castrillo, which showcases Batangueños’ nobility, industriousness, bravery, wisdom and beauty. The province’s colorful past projects dynamism, innovativeness and progressive outlook of the Batangueños.

Adjacent to the fountain is the view deck where one can have a good peek of the dancing fountain. Underneath this deck is the music and control room. Below this area is the waterfall.

In front of the fountain are landscapes and concrete-tiled benches for the comfort and convenience of the people strolling at the park. The pavement and boardwalk are constructed with stamped concrete.

A series of trellis mark the entrance to the Provincial Capitol Building (circa 1926). The building is nestled at the easternmost part of the park. It was constructed in 1926 and was completed in 1928 under the term of the late Governor Modesto Castillo. During World War II, it was destroyed but was subsequently reconstructed in 1946. Destroyed by a bomb explosion in 1950, it was reconstructed in the same year under the administration of the late Governor Feliciano Leviste.

The marble terrace is made of granolithic marble accented by granite tiles. The province's official seal is engraved at the center fronting the tall flagpole. The two original fountains were restored and now provide accents to the terrace.

The park provides a well-guarded and accessible vehicle parking areas.

Other historical landmarks in the city include the Batangas National High School (Circa 1902), St. Bridget College (Circa 1912), Provincial Capitol (Circa 1926) and the Batangas Regional Hospital (Circa 1928).

3.10.2 Natural Sites

The city has several undeveloped beaches that have potentials to meet the leisure needs of the local folks and the prospective tourists.

Mahabang Buhangin Beach in San Agustin Kanluran, Isla Verde is still undeveloped and can be reached in two hour travel by boat from Tabangao Aplaya which is considered an alternative destination for beach lovers.

Additionally, the slopes of Mt. Banoy and Matoco Point in Barangay Pagkilatan provide a panoramic view of the city and the Batangas Bay.

TABLE 55. RECREATIONAL FACILITIES
Batangas City
CY 2012

KIND/ACTIVITIES	OWNER/MANAGER/ CONTACT PERSON	LOCATION	USE		FACILITIES/RATES
			COMMERCIAL	PRIVATE	
a. Bowling Lane : * Shell Housing	Pilipinas Shell Petroleum Corporation	Taclobo Club Tabangao Ambulong		X	= 4 lanes but exclusively for Shell employees only
Smartlanes Bowling Lanes	Dr. Cesar A. Guillo Manager	92 D. Silang Street Tel. No. 723-3085 / 1988	X		= 16 lanes, P25.00 per game = open 8:00am - 10:00pm
b. Golf Club : * Shell Company's Golf Course	Pilipinas Shell Petroleum Corporation	Taclobo Club, Tabangao Ambulong		X	= 18 holes but exclusively for Shell employees and their guests only
c. Swimming Pool : Alpa Hotel Swimming Pool	Ramoncito Aguirre	Kumintang Ibaba Tel. No. 723-1025 723-0366 / 1882	X		= P100.00/person (AM) strictly on proper attire = P150.00/person (PM) strictly on proper attire = open from 6:00 AM to 10:00 PM
Batangas Mega Heights Subd.	Aurora C. Realon Zurince Palacios	Alangilan Tel. No. (043) 723-7462	X		= P4,000.00 club house rental exclusive of tables, chairs & sound system, P4,500.00 w/ lights 8hrs. = P50.00 homeowners & P100.00 walk-in for 4hrs.
Buenafe Swimming Pool	subdivision guard (gate)	Balagtas Tel. No. (043) 783-0214	X		= exclusive : P4,000.00 (one day) - pool P8,000.00 + Multi-Purpose (24hrs. for guest) kids adult P50.00 P100.00 (6hrs. morning) P60.00 P120.00 (6hrs. evening) P50.00 (home owner) = facilities : Tennis Court (8-12hrs)

continuation... **TABLE 55. RECREATIONAL FACILITIES**
Batangas City
CY 2012

KIND/ACTIVITIES	OWNER/MANAGER/ CONTACT PERSON	LOCATION	USE		FACILITIES/RATES
			COMMERCIAL	PRIVATE	
Club Yolanda	Alelei Guico	GC Berberabe Subdivision Pallocan East, Batangas City 723-4840 / 7540	X		= P200.00-adult, P150.00-kids
Days Hotel	Mr. Joseph Allan Hao	Pastor Village, Pallocan West Batangas City	X		= P150.00-adult, P100.00-kids 6:00am-10:00pm swimming hours
Monte Victoire Inn	Delia Portugal	Pallocan East, Batangas City 722-2992 / 723-8725	X		= guest: P150.00, wolk-in: P200.00
Pontefino Hotel & Residence	Ms. Judy Maranan	Gulod Labac, Batangas City	X		= swimming hours: 6:00am-10:00pm P350.00
RS Sports Club, Inc.	Vicente R. Santos Edna Domasing	Greenwoods South Clubhouse Pallocan East, Batangas City Tel. No. (02) 681-5485 to 86		X	= member/homeowner - P80.00 guest - P100.00
San. Isidro Village	Ayala Land Corporation	San. Isidro, Batangas City		X	= homeowner : P350.00 = guest : P100.00
d. Cockpit Arena : Balagtas Cockpit Arena	Michael Aquino	Balagtas 723-1478	X		= rooms, arena, food stalls
Sta. Rita Sportsville Center, Inc.	Flaviano Villena Jr.	Sta. Rita Karsada 723-9372 (office) 706-0871 (house)	X		= P150.00 entrance fee Capacity : 12,000 persons = Opens Sat., Sunday & Derby

continuation... TABLE 55. RECREATIONAL FACILITIES
Batangas City
CY 2012

KIND/ACTIVITIES	OWNER/MANAGER/ CONTACT PERSON	LOCATION	USE		FACILITIES/RATES
			COMMERCIAL	PRIVATE	
e. Movie Houses :					
SM Cinema 1	Jeanirose Francisco (Operation Supervisor)	Pallocan Kanluran 783-0633 / 0634	X		= 357 seats
SM Cinema 2			X		= 522 seats
SM Cinema 3			X		= 526 seats
SM Cinema 4			X		= 419 seats
f. Tennis Court :					
Buenafe County Villas		Buenafe County Villas Balagtas 783-0214	X		
FPIC	FPIC	Kumintang Ilaya		X	= exclusive
NFA Compound	NFA	Balagtas		X	= exclusive
R. S. Sports Club, Inc. (Greenwoods South)	Vicente R. Ramos Edna Domasing	Greenwoods South Pallocan East		X	= member/homeowner - P120.00/120.00 tennis court - P300.00/300.00 basketball court
San Isidro Village		San Isidro		X	= exclusive
* Shell Housing	Pilipinas Shell Petroleum Corporation	Taclobo Club Tabangao Ambulong		X	= exclusively for PSPC employees

continuation... TABLE 55. RECREATIONAL FACILITIES
Batangas City
CY 2012

KIND/ACTIVITIES	OWNER/MANAGER/ CONTACT PERSON	LOCATION	USE		FACILITIES/RATES
			COMMERCIAL	PRIVATE	
g. Commercial Center : Bargain City/Budget Lane	Jerson Ragos	Pastor Rd., New Market, Cuta 723-2932 / 5516 malay_tan@yahoo.com	X		= grocery, pharmacy, food stalls
Bay Citi-Mall	Feature Realty Holdings & Dev't. Corp. Robin Basco Manager rrb_baycitymall@yahoo.com	P. Burgos St. cor C. Tirona St. cor D. Silang St. Batangas City 723-9967 / 0122 baycitymall@yahoo.com	X		= supermarket, department store, boutiques, shoe store, accessories, food chains, food stalls, Kodak, Hardware, appliances, toy store, audio/video rentals, jewelries, pharmacy, skin clinic, sun cellular
Caedo Commercial Center	Nicanor Tobongbanua	Barangay Calicanto 723-0282 caedocomm@yahoo.com	X		= bookstore, drugstore, RTW, supermarket, lending, appliance store, jewelry's store, binggo pavillion, fast-food chain, video rental, gym/aerobics, photo shop, BPI, Bank of Commerce, AMACC, PAG-IBIG Office, MARINA Regional Office
Citimart Plaza (TJ Marc Sales Corp.)	Robin Basco	Caedo Commercial Complex Calicanto 723-9669 / 7679 citimartplaza@yahoo.com	X		= supermarket (retail/wholesale)
Citimart Shop-on	Robin Basco Manager	Rizal Avenue Tel. No. 723-1241 to 42 citimart@pltdsl.net	X		= supermarket, RTW, drugstore, foodchain, gift shop, school & office supplies, department store
Citi Hardware Gensan, Inc.	Jovelyn M. Uban	Pallocan West Tel. No. 723-9457 / 9842	X		= hardware, construction & finishing materials

continuation... TABLE 55. RECREATIONAL FACILITIES
Batangas City
CY 2012

KIND/ACTIVITIES	OWNER/MANAGER/ CONTACT PERSON	LOCATION	USE		FACILITIES/RATES
			COMMERCIAL	PRIVATE	
Excel Tom's Supermarket Inc.	Henry Cua	D. Silang Street Tel. No. 723-6028	X		= supermarket, department store
Fiesta Home Center	Lorenzo K. Ku Jr. - President Helen Tenorio - Manager	Kumintang Ibaba Tel. No. 723-9107 fiesta_homecenter@yahoo.com	X		= retailer & office furniture
Pic 'n Save	Juanito P. Almero - President Kurt Ramcel Cabrera - Mngr.	Kumintang Ilaya 723-0464 picsavemarket@yahoo.com	X		= supermarket, department store
Puregold Batangas	Nomer Lalap Regina Mendoza Maristel Garcia	Calicanto, Batangas City 300-7067 puregoldbatangas172@yahoo.com	X		= supermarket, appliance store
SM City Batangas	Ms. Rosalinda D. Gabriel Mall Manager	Pallocan Kanluran 724-8901 to 04 783-2442 smbaoper@smsupermall.com	X		= bookstore, drugstore, supermarket, spa, lending, appliance store, jewelry's store, amusement center, fast-food chain, derma clinic, movie houses, shoes, computer games/internet, photo shop, apparel shop, hardware, department store, bags, restaurants, fashion apparel, electronics, banks, ATMs, salon
Super Shopping Market Inc. (Hypermarket)	Belnuary T. Mendoza	National Road, Balagtas (043) 783-1747 to 48 smhypermarket@yahoo.com	X		= supermarket, Watson, rotisseries, Hen Lin, Leylam Shawarma, Paotsin, Buko Express, Lot's of Pizza, Orange Pearl, Hero Sausage, Pantoja Bakery
Unitop General Merchandise	Jo Chen - Manager Ma. Linda Jalbuna - Secretary	Evangelista St. 722-1359	X		= supermarket, department store
Wilcon Builder's Depot, Inc.	Annabelle R. Dizon	Diversion Road, Alangilan 722-0608 wilcon@wilcon.com.ph	X		= hardware, houseware, finishing materials

continuation... **TABLE 55. RECREATIONAL FACILITIES**
Batangas City
CY 2012

KIND/ACTIVITIES	OWNER/MANAGER/ CONTACT PERSON	LOCATION	USE		FACILITIES/RATES												
			COMMERCIAL	PRIVATE													
h. Resort :																	
Aqua Breeze Resort	Adrian Matira	Dumantay, Batangas City 706-3591 / 0921-858-1005	X		= 3 pools, function hall												
Classique Pan Oriental Hotel & Resort	Lorlyn D. Ilagan	Banaba South (043) 402-0523 reylorlyn@hotmail.com		X	= rooms (P300.00 - 750.00) = function hall, swimming pool, cottages, conference hall = P100.00 day rate , P150.00 night rate												
Doon Po Sa Amin	Rose Rodriguez	Libjo Central, Batangas City 417-5372 / 0906-462-4531 0917-534-2476 / 0922-802-2975		X	= swimming pool (for family & close friends) 4 rooms/P2,000.00 overnight												
EHM-MYL Wayne Resort	Dick M. Bariso Leona Panganiban	St. Paula Homes, Libjo 0929-741-3208		X	= P100.00 - adults, P60.00 - child												
Golden Grande Resort	Severiano T. Catapang	Libjo Tanguisan, Batangas City (043) 706-2708 0918-239-4343 / 0915-184-9001 0999-392-5486 www.goldengranderesort.webs.com		X	= 3 swimming pools (mini-olympic size, middle age & kiddie pool) <table><tr><td></td><td>Day Rate</td><td>Night Rate</td><td>24 hrs.</td></tr><tr><td>Adult</td><td>150.00</td><td>200.00</td><td>350.00</td></tr><tr><td>Kid</td><td>100.00</td><td>150.00</td><td>250.00</td></tr></table> = 1 function hall (300 person capacity) P15,000.00 = cottages (P400.00 / 600.00) = 3 kubo w/ room (P700.00 / 1,000.00) = deluxe (P2,000.00 / 2,300.00)		Day Rate	Night Rate	24 hrs.	Adult	150.00	200.00	350.00	Kid	100.00	150.00	250.00
	Day Rate	Night Rate	24 hrs.														
Adult	150.00	200.00	350.00														
Kid	100.00	150.00	250.00														

continuation... **TABLE 55. RECREATIONAL FACILITIES**
Batangas City
CY 2012

KIND/ACTIVITIES	OWNER/MANAGER/ CONTACT PERSON	LOCATION	USE		FACILITIES/RATES												
			COMMERCIAL	PRIVATE													
Green Coral Resort (Resort, Bar & Hotel)	Gertudes Ariola Maui Tiu Jurizon Atienza	Gulod Labac, Batangas City (043) 300-0925 / 0080 723-9532 greencoralresort@yahoo.com	X		= 12 standard room (P2,700.00-2,800.00) = 2 superior room (P3,500.00-3,700.00) = 10 rooms suite (P3,800.00) = pool area - adult (P150.00), kids (P100.00) = kubo (P500.00 - 1,100.00 good for 6 hrs.)												
Patio Alfonso	Carlos A. Montealto	Tinga Labac, Batangas City Tel. No. 0915-238-3981	X		= pool (day rate-P100.00, night rate-200.00) exclusive-P10,000.00												
I&E Training & Teambuilding Facilities	Fil C. Sonido	Dumuclay East, Batanags City Tel. No. 751-0976 723-0245 loc 103		X	= pavillon, poolside, rate=5,000.00 for 20 person = function hall, rate= 8,000.00 = facilities: kubo, basketball court, billard, pool, court, chapel = activities: teambuilding, sports feast, training/ planning session												
	Jasmin Sonido	706-2152															
Ina Estefania Private Pool	Alarcon Q. Geron	Tinga Labac, Batangas City Tel. No. (043) 783-0388	X		= swimming pool, cottages (P5,000.00 for 40 pax) P100.00 day rate, P150.00 night rate												
Inn-Land Resort	Elvira A. Molate Daphne Molate	#254 Banaba South Tel. No. 402-5563 / 723-5444	X		= swimming pools (adults & kids), nipa hut, picnic table, videoke house, function hall												
					<table><tr><td></td><td>Day Rate</td><td>Night Rate</td></tr><tr><td></td><td>(8:00am-5:00pm)</td><td>(6:00pm-12:00mn)</td></tr><tr><td>Adult</td><td>120.00</td><td>150.00</td></tr><tr><td>Kid</td><td>80.00</td><td>100.00</td></tr></table>		Day Rate	Night Rate		(8:00am-5:00pm)	(6:00pm-12:00mn)	Adult	120.00	150.00	Kid	80.00	100.00
	Day Rate	Night Rate															
	(8:00am-5:00pm)	(6:00pm-12:00mn)															
Adult	120.00	150.00															
Kid	80.00	100.00															
					Nipa Hut : 400.00 Table : 200.00												

continuation... **TABLE 55. RECREATIONAL FACILITIES**
Batangas City
CY 2012

KIND/ACTIVITIES	OWNER/MANAGER/ CONTACT PERSON	LOCATION	USE		FACILITIES/RATES
			COMMERCIAL	PRIVATE	
Kamantigue Beach Resort	Danilo E. Bagon	Pagkilatan, Batangas City 0922-885-4908		X	= entrance: adult-50.00, kids-25.00 = kubo: day rate-1,500.00, overnight-2,000.00 = 2 rooms (family)-3,500.00 (full day) -2,000.00 (day tour) -2,500.00 (overnight rate) = 2 small room-1,000.00 (day tour) -1,500.00 (overnight) -2,500.00 (full day)
La Corazon	Corazon Pangilinan	Dumuclay West, Batangas City 417-5412 / 0917-884-5014 azonkimonot@yahoo.com	X		= bahay kubo-600.00, tree house-free cottage-500.00, table & umbrella-200.00 cottage big-1,000.00 = shower, comfort room = adult-150.00, kids-100.00 day rate adult-200.00, kids-100.00 night rate = P10,000.00 exclusive = with function hall P15,000.00 limited
La Veranda Resort	Hilario B. Ramos	Dumantay Pulo, Batangas City 0929-771-5478	X		= day swimming - adult (P70.00), kids (P50.00) = overnight - adult (P100.00), kids (P70.00) = cottages (P500.00 - 1,500.00) = rooms (1,800.00 - 2,800.00)
Luz Leonila Resort	Luz Leonila Sanchez	San Isidro, Sitio Ilaya Tel. No. 0919-925-8283	X		= exclusive : 8:00am-5:00pm - P5,000.00 6:00pm-6:00am - P6,000.00 = room (P800.00 overnight)

continuation... TABLE 55. RECREATIONAL FACILITIES
Batangas City
CY 2012

KIND/ACTIVITIES	OWNER/MANAGER/ CONTACT PERSON	LOCATION	USE		FACILITIES/RATES
			COMMERCIAL	PRIVATE	
Maribelle's Garden	Ethel De Chavez	Libjo D'Hope Tel. No. 723-9709	X		= swimming pool, catering services = room accomodation P2,500.00 - P2,800.00 (free use of pool) = venue rental: day - P20,000.00 (free use of pool) night - P25,000.00
Merryland Campsite	Evelyn L. Estigoy	Banaba South, Batangas City Tel. No. 402-0095 0919-466-8909 mcjp_estigoy@yahoo.com	X		= bamboo huts, tents, caomfort rooms, open grounds, play facilities, campfire, retreat, adventure, outing, meetings, occasions, catering (on-site) = Camping Facilities 200.00/head (2 days & 1 night) 90.00 (daytime use)
Tabing Batis River Pool	Ronnie Lagusay	Dumuclay, Batangas City 0929-363-7291	X		= nipa - 300.00 7,500.00 night cavana - 700.00 6,500.00 day (50 person cap.)
Tree House Resto & Resort	Bienvenido H. Uri	Diversion Road, Bolbok 300-1110	X		= entrance (P150.00-adult, P50.00-kids) = cottages (P500.00) = 3 rooms-2,500.00 overnight, 5,000.00 24hrs. = function hall (50-60 person)-1,500.00/4hrs.
Verde Island Resort ("Class A" Resort Accredited by Department of Tourism)	Verde Island Business & Leisure Estate Inc. Jose Ma. M. Pastor President/CEO Resort Proper : Subukin, San Antonio Isla Verde, Batangas City Cell No. 09173576236	Batangas Sales Office Pastor Avenue,New Market Tel. No. 300-1924 723-2411 980-6149 e-mail: verdeisl@mozcom.com website: www.verde-island.com	X		= swimming pool, island trek tour, snorkeling, scuba diving, beach games, cable TV, rooms w/ aircon

continuation... TABLE 55. RECREATIONAL FACILITIES
Batangas City
CY 2012

KIND/ACTIVITIES	OWNER/MANAGER/ CONTACT PERSON	LOCATION	USE		FACILITIES/RATES
			COMMERCIAL	PRIVATE	
Villa Gamboa Resort	Nicasio Gamboa	Sirang Lupa 0949-781-0889 / 0919-295-3156	X		= swimming pool: day - P100.00/person night - P200.00/person = function hall - P6,000.00 (50 person capacity) = rooms - P4,000.00
Villa Rosa Gardens	Rose Aclan	Gulod Itaas Batangas City www.villarosagarden.com 706-1913 / 0918-920-5023 706-3233 / 753-1041 / 300-0985	X		= function hall (P2,500.00 - 15,000.00) 100 person capacity
Villa Sabina's Resort	Nestor Culla Macaraig Sabina B. Macaraig	98 Balete, Batangas City 402-1997		X	= swimming pool, nipa hut, function room P4,000.00-4,500.00 exclusive
Villa Ysabelle Resort	Mary Jane Beredo	San Isidro, Batangas City 0921-974-3304	X		= 1 room, 1 function room, 1 swimming pool, 2 kubo = 4,000.00 exclusive rate per day 8:00am-5:00pm 50 persons
i. Country Club : Batangas Country Club Resort-Hotel-Convention Center	Jaana Beredo Resident Manager	Lourdes Subdivision Bolbok, Batangas City TeleFax : (043) 722-1718 (043) 722-1228		X	= airconditioned, internet connection, minibar, cable tv, telephone, hot & cold shower, function hall, room accomodation, gym & spa, swimming pool, sports, restaurant, teambuilding, leisure
j. Target Shooting Range : JMA Firing Range	Joey M. Aquino	Gulod Labac, Batangas City 722-4237 / 920-962-1973		X	= For members and guests = 1 to 8 stages of firing range

continuation... TABLE 55. RECREATIONAL FACILITIES
Batangas City
CY 2012

KIND/ACTIVITIES	OWNER/MANAGER/ CONTACT PERSON	LOCATION	USE		FACILITIES/RATES
			COMMERCIAL	PRIVATE	
Wilson Firing Range	Wilson Yu	Concepcion 300-4833		X	= exclusive
k. Dance/Fitness/Slimming Center 1st Elite Fitness Center	Marc Juan Tan	3/F 1st Crown Building P. Burgos Street 722-0209	X		= martial arts, aero class, weight management program = dance: modern, hip-hop, belly dancing, ballroom, = taekwondo, zumba
Body Tone Fitness Gym	Roberto Calica Jr.	MAJ Bldg., Pallocan West Tel. No. 0922-507-0644 dj_metalcapsule@yahoo.com	X		Offers : Basic Weight Training Program Weight Training for Men & Women Weight Reducing & Gaining Program Advanced Weight Training Method = P700.00 monthly, P70.00 per session
Elorde Boxing Gym	Juan Lope Elorde	31 MH Del Pilar Street Tel. No. 300-7145	X		= boxing gym, membership fee (P750.00) = monthly fee (P2,000.00) = per session (P200.00)
Danztek Dance Studio	Corazon Boongaling	3/F Mercado Building P. Burgos St., Batangas City Tel. No. 706-1951	X		= P1,200.00 - 3 hrs., 3x a week & locker room
Fitness on Fire	Aaron Paredes Jr.	Rizal Ave. cor P. Zamora St Batangas City	X		= 500/month, 50/session = no membership fee
Master Fitness Gym	Annalie Cabungcal	P. Burgos St. Tel. No. 722-2895	X		= fitness gym, aerobic, taebo, complete with comfort room & locker room, 6:00am-8:00pm

continuation... TABLE 55. RECREATIONAL FACILITIES
Batangas City
CY 2012

KIND/ACTIVITIES	OWNER/MANAGER/ CONTACT PERSON	LOCATION	USE		FACILITIES/RATES
			COMMERCIAL	PRIVATE	
Muscle & Health Silver Co. (Fitness Center)	Sweetie Pie Plata	Alangilan 300-4032	X		P50.00 per session, P500.00/month = gym, boxing, aerobics, taekwondo
Physiotech Gym	Cecilia Lagramada Lopez	AVQ Bldg., Evangelista St. Batangas City Tel. No. (043) 722-1809	X		= fitness gym, boxing, karate = student (P50.00), regular (P75.00)
Sur Les Pointes, Inc. (Dance & Body Workshop)	Ms. Sharlene M. Sawamoto	3/F Leona Building P. Burgos Street Tel. No. 0918-711-8123 723-2788	X		= Dance Studio w/ barres & mirrors. Gym w/ equipment for weight training & workouts. Offers : Classical/modern ballet, modern-street and classical jazz, ballroom dance, hula-tahitian, belly dance, all occasion planner, choreographer, trainor & costume maker, modelling, personality development
Tempo Dance & Arts Center	Joezon D. Dalanon	NJ Dimaano Building MH Del Pilar Street joezon33@yahoo.com 984-0338 tempodanceandarts@yahoo.com	X		= dance workshop (P1,200.00 per month) = dance exercise (P80.00 per session) = membership fee (P500.00) = choreograph in cotillon, cheerdance, wedding dance, ballroom
VIP Dance Studio	Romano Adarlo	Acuzar Bldg., D. Silang Street Batangas City 09266763842 / 09494185165 706-3430	X		= modern dance, jazz, hip-hop, ballroom, dance exercise
Wellness Fitness Gym	Hereninia Caulo Alona Casing	3/F Remo Bldg., Barangay 17 Rizal Avenue, Batangas City Tel. No. (043) 722-8139 wellnessfitnessgym@yahoo.com	X		Offers : Activity Area, Taebo, Taekwondo, Yoga, Gym, Dance, Big Locker Rooms, CR w/ Hot/ Cold Shower, Serving Healthy Foods, Food Supplements Available, Pilates, Zumba

continuation... **TABLE 55. RECREATIONAL FACILITIES**
Batangas City
CY 2012

KIND/ACTIVITIES	OWNER/MANAGER/ CONTACT PERSON	LOCATION	USE		FACILITIES/RATES
			COMMERCIAL	PRIVATE	
Batangas Badminton & Fitness Gym Center	Mr. Eduardo I. Aguirre	Mypa Bldg., D. Silang St. Tel. No. 723-1027	X		- membership fee (P500.00 lifetime) - per session (P60.00), monthly (P600.00) Gym Rates: Per Session - P100.00 Monthly - P800.00 (unlimited use) with gym instructor = Cardio Machines, Plate Loading Machines, Cam & Leverage Machines, Training Benches, Weights & Racks, Selectorized Machines
1. School of Music Center for Pop Music Phils., Inc.	Gwen Albarracin Carmencita R. Javier	169 MH Del Pilar Street Tel. No. 723-8761 centerforpop@pacific.net.ph center4pop@yahoo.com	X		= a concert quality sound system plus excellent stage lights = 12 sessions: 2 hrs. per session - 3x a week = 6,500.00 (cash) = practicum & resital (schedule & details to follow) = minimal fee is needed to cover the production cost
Royal Orchid Academy of the Philippines	Emmanuel Camba Administrator	Meralco Site, Kumintang Ilaya Tel. No. 702-1382	X		= voice and stage performance, drums, guitar, piano, dance, violin, modeling = academic tutorial, computer, painting
Serenata Batangas	Francis C. Masnayon Joven A. De Belen	Alangilan, Batangas City Tel. No. 0918-581-3464	X		= voice lesson, drums, guitar, piano
Voices and Groves Academy	Belen P. Encarnacion	2/F Leona Bldg., P. Burgos St. 0927-405-2207 / 0939-375-6560	X		= voice and stage performance (P6,000.00) - 20 sessions/2 hrs. per session training

continuation... TABLE 55. RECREATIONAL FACILITIES
Batangas City
CY 2012

KIND/ACTIVITIES	OWNER/MANAGER/ CONTACT PERSON	LOCATION	USE		FACILITIES/RATES
			COMMERCIAL	PRIVATE	
m. Badminton Center (Indoor) Batangas Badminton & Fitness Gym Center	Mr. Eduardo I. Aguirre	Mypa Bldg., D. Silang St. Tel. No. 723-1027	X		Badminton Court Rates: = Daily 7:00am to 5:00pm P170.00 per court per hour = Peak Hour Rates Daily P200.00 per court per hour = Taraflex Court P240.00 per court per hour = Trainer Available

**TABLE 56. LIST OF TRAVEL AGENCIES
CY 2012**

NAME OF AGENCY	MANAGER/CONTACT PERSON	ADDRESS/TELEPHONE NUMBER	SERVICE OFFERED
Cozy Travel & Tours Agency	Ludeth C. Cruz	Cozy Bldg., Pallocan West Batangas City 723-6288 / 300-4338 cozytravel@ngcruz.com	Passporting, NSO Authentication, Red Ribbon, Ticketing Domestic/International, Tour Package
Ecotravel & Tours Corp.	Rochelle Irene C. Martinez	9007 National Highway, Alangilan Batangas City 723-8588 ecotravelntours@yahoo.com	International & Domestic Ticketing, Passporting, Visa Assistance, International & Domestic Tour Packages, Documentation, Immigration Assistance, Travel Insurance
Edsa Travel & Tours	Edison D. Sison	1380 Acasia St., Nueva Villa Subd. Alangilan, Batangas City 723-0532 0921-785-6622 / 0915-652-7676 edsa_travel@yahoo.com	Passport/International Ticket/Domestic Ticket and Package Tour, Visa Assistance, NSO Authentication
Evangelista Travel & Tours	Luz M. Evangelista	37 C. Tirona St., Batangas City 722-1031	Visa Assistance, Passporting & Ticketing
Four Seasons Travel & Tours	Pemey L. Delos Angeles	Rizal Avenue, Batangas City 723-1768 / 706-3133	Domestic & International Ticketing, Hotel Accomodation
ISA Travel & Tours	Mary Jane Beredo	along National Highway, Alangilan Batangas City isatravelandtours@yahoo.com	Ticketing

continuation... **TABLE 56. LIST OF TRAVEL AGENCIES**
CY 2012

NAME OF AGENCY	MANAGER/CONTACT PERSON	ADDRESS/TELEPHONE NUMBER	SERVICE OFFERED
J8 Travel Services Corporation	Dominic R. Amayun	P. Burgos Street, Batangas City 723-8903 / 722-1656 300-6191 j8travelonline@yahoo.com.ph	Inbound/Outbound Tour, Domestic & International Ticketing, Cruise, MICE, Educational Tours, Passporting, Visa Assistance, Insurance
Lipa City House of Travel & Tours International	Vicente Mertola Manager	2Flr. TPI Bldg., P. Burgos St. cor Rizal Ave., Batangas City 723-3908 / 722-0824 lipa_travel@yahoo.com	Passporting, Domestic & International Ticketing, Visa Assistance, Package Tours, Travel Insurance, Transportation Services, Educational Tours & NSO Authentication
	Rowena Puri	P. Burgos Street, Batangas City (besides Union Bank) 300-1307 / 757-2114 (Lipa)	Passporting, Ticketing, Authentication
Montenegro Travel & Tours	Dennis Beraña	old PPA Building, Santa Clara Batangas City 723-8989 / 6980 / 0922-889-7069	Tour Packages to Boracay, Trucking & Forwarding
Uniworld Travel Corporation	Ronald Adrian L. Buyao	#37 P. Canlapan St., Batangas City uniworld_main@yahoo.com 723-9346 + 98/-1111	Ticketing, Tour Packages
Unitas Travel Services	Irwin S. Macatangay	2/F TPI Bldg., Rizal Ave., Batangas City 301-3619 unitas_travel@yahoo.com	Travel Agency (full operation) (travel documentation/ticketing)

SOURCE : **Different Travel Agencies**
Batangas City

TABLE 57. TOURIST ACCOMMODATION AND FACILITIES

Batangas City
CY 2012

HOTEL/MOTEL/ LODGE/INN	CONTACT PERSON/ LOCATION/FAX/ TELEPHONE NUMBER	NUMBER OF ROOMS	RATE/RENTALS (Php)				FACILITIES
			SHORT TIME		OVERNIGHT		
			WITH AIRCON	WITHOUT AIRCON	WITH AIRCON	WITHOUT AIRCON	
1. AB Cueva Travel Lodge	Albert B. Cueva Tinga Labac, Batangas City Tel. No. 402-2038	8	350	250	700	600	Cable TV, Pipe-In Music, Generator, Beverages
2. Alpa Hotel	Mr. Arturo V. Magtibay Alpha Asia Hotel & Resort, Inc. Kumintang Ibaba, Batangas City Tel. Nos. 723-1882 / 723-1025	6 14 18 8	Regular Rate Suite - P3,000.00 (12 hrs.) Standard - P1,150.00 (24 hrs.) De Luxe - P1,700.00 (12 hrs.) Superior - P2,300.00				Videoke/Cable TV Safety Deposit Box Bar & Restaurant Swimming Pool
3. Avenue Pension I	Lorna M. Babao Rizal Avenue, Batangas City Tel. No. 702-4298	13 w/ aircon & 25 w/ electric fan	250 (3hrs) (12 hrs.)	170	430 550	350 450	Parking Space Cable TV with Generator
4. Avenue Pension II	Lorna M. Babao MH del Pilar Street, Batangas City Tel. No. 723-7702	10 w/ aircon & 20 w/ electric fan	250 (3hrs)	170	430 550	350 450	Generator
5. Batangas Bay Lodge	Maria Lorena B. Reyes Cuta, Batangas City Tel. No. 723-8486	12 w/ aircon 13 w/ electrical fan	250 (3hrs) (12 hrs.) (24 hrs.)	170	430	350	Parking Space
6. City Star Travel Lodge	Edgardo Macatangay Sorosoro Karsada, Batangas City Tel. No. 702-1467	8	300		650		Hot & Cold Water, Wide & Clean Room
7. Come Inn	Wilma & Marlon Macatangay Sta. Clara, Batangas City Tel. No. 723-1675	15	400		900 600		Cable TV, Hot/Cold Shower

continuation... **TABLE 57. TOURIST ACCOMMODATION AND FACILITIES**
Batangas City
CY 2012

HOTEL/MOTEL/ LODGE/INN	CONTACT PERSON/ LOCATION/FAX/ TELEPHONE NUMBER	NUMBER OF ROOMS	RATE/RENTALS (Php)				FACILITIES
			SHORT TIME		OVERNIGHT		
			WITH AIRCON	WITHOUT AIRCON	WITH AIRCON	WITHOUT AIRCON	
8. Classique Pan Oriental Hotel & Resort	Lorlyn Ilagan Banaba South, Batangas City Tel. No. 402-0523 / 723-3377	25	300		550		Generator, Training Center, TV, Room Service, Wifi Swimming Pool - 100.00 day rate - 150.00 overnight
9. D'Mariner's Inn	Sps. Wennie & Rodante R. Bico Jasmin Rd., Kumintang Ibaba Batangas City Tel. No. 723-8272 / 706-1339	41	300		850 - 1500		Room Service, Wifi, Intercom, Hot/ Cold Shower, Food Service, Cable TV, Generator
10. Day's Hotel	Mrs. Jesusa Concepcion - Proprietor Pastor Village, Pallocan West Batangas City Tel. No. (043) 980-7321 www.dayshotel.ph	24		Superior	5243		Cable TV, IDD/NDD Tel., Jacuzzi deluxe & suite room, stand-by generator, function room, hot/cold water, ultra-luxurious orthopedic beds, safety deposit box, 24 hr. CCTV, security recorder, magnetic lock system, in-room fax outlet, Bar 117, laundry service, coffee shop, PABX, meeting & banquet facilities, spa, gym, gift shop, swimming pool - 150.00 adult (6:00 - 10:00) - 100.00 kids
		69		Standard	4454		
		4		De Luxe	5863		
		4		Suite	9020		
11. Dreaming Forest	Efren Ramirez - President Cuta, Batangas City Tel. No. 722-2673	25	350 w/ garage 300 w/o garage		765 w/o garage 955 w/ garage		Garage, Small Store, water heater, aircon, television

continuation... TABLE 57. TOURIST ACCOMMODATION AND FACILITIES

Batangas City

CY 2012

HOTEL/MOTEL/ LODGE/INN	CONTACT PERSON/ LOCATION/FAX/ TELEPHONE NUMBER	NUMBER OF ROOMS	RATE/RENTALS (Php)				FACILITIES
			SHORT TIME		OVERNIGHT		
			WITH AIRCON	WITHOUT AIRCON	WITH AIRCON	WITHOUT AIRCON	
12. Dreaming Forest Hotel	Efren M. Ramirez - President Libjo, Batangas City Tel. No. 723-2228	26	300		850		Telephone, Cable TV & Video, intercom, wifi
13. Dreaming Forest Hotel	Efren M. Ramirez - President Sorosoro Karsada, Batangas City Tel. No. 783-4011	9	250		850		Generator, Cable TV, Wifi
14. El Flamingo Travel Lodge	Brian C. Gamab Sorosoro Karsada, Batangas City Tel. No. 702-3781	10	350		1000		Cable TV, Generator, Wifi, Hot & Cold Water
15. El Richland Travel Lodge	Noel Cantos Sorosoro Karsada, Batangas City Tel. No. 301-2515	7	200 / 300		800		Cable TV, Generator, Wifi
16. Emperors Inn	Engr. Renato De Castro Sorosoro Karsada, Batangas City Tel. No. 300-3829	24	350		1,000-1,600		Airconditioned Rooms, Flat Screen TV, Wifi, Cable TV, Stand-by Generator
17. Empres Garden Hotel	Engr. Renato De Castro Sorosoro Karsada, Batangas City Tel. No. 783-4012	20	350		1000		Generator, Flat Screen TV, Cable TV, Wifi
18. Everest Hotel	Tomas C. Dimacuha Paharang West, Batangas City Tel. No. 0916-3460054	16	300		750		Airconditioned rooms w/ garage, TV, Hot & Cold running water, Audio & Video, Standby Generator

continuation... **TABLE 57. TOURIST ACCOMMODATION AND FACILITIES**
Batangas City
CY 2012

HOTEL/MOTEL/ LODGE/INN	CONTACT PERSON/ LOCATION/FAX/ TELEPHONE NUMBER	NUMBER OF ROOMS	RATE/RENTALS (Php)				FACILITIES
			SHORT TIME		OVERNIGHT		
			WITH AIRCON	WITHOUT AIRCON	WITH AIRCON	WITHOUT AIRCON	
19. Pontefino Hotel and Residences	Hotel Concepts, Inc.	12		Fino Suite - P11,800.00			Badminton Court, Gym, Spa, Game Room, Coffee Making Facilities, Electronic Safe, Mini-Bar, Cable TV Programming, Broadband Internet Team Building Facilities, Function Rooms (10-500 pax) - Speaker Phone with Bathroom Extension - 100% capacity Auto-Switch Generator - Casual Dining Coffee Shop that seats 45 people - Fine Dining Restaurant that seats 60 people - Function Rooms - Room Restaurant, Business Center - 25 m. Infinity Pool - Laundry & Valet Services Swimming Pool - 350.00 (6:00 am - 10:00 pm)
	Gulod Labac, Batangas City	2		Terrace Suite - P10,800.00			
	Tel. No. 723-3466	46		Premium Room - P6,800.00			
	Ramon Ricardo V. Gutierrez			De Luxe - P7,800.00			
	Judy Maranan - Manager			(handicap rooms & connecting rooms available)			
20. JC's Inn	Johnlito Ramirez	7 aircon	300	200	600	400	Note : Excess/Hr Television, Aircon, Electric Fan
	Tingga Labac, Batangas City	11 ordinary					
	Tel. No. 927-544-1774		400		800		

continuation... TABLE 57. TOURIST ACCOMMODATION AND FACILITIES

Batangas City
CY 2012

HOTEL/MOTEL/ LODGE/INN	CONTACT PERSON/ LOCATION/FAX/ TELEPHONE NUMBER	NUMBER OF ROOMS	RATE/RENTALS (Php)				FACILITIES
			SHORT TIME		OVERNIGHT		
			WITH AIRCON	WITHOUT AIRCON	WITH AIRCON	WITHOUT AIRCON	
21. Jerason Pension House	Raquel Rosales Qui P. Herrera Street, Batangas City Tel. No. 300-1456 raquel_qui@yahoo.com	5 aircon 8 ordinary 5 ordinary w/ cable TV	330	170	580-1100	300	Cable TV, WiFi
22. La Tropicana Motorist Inn	Wilson L. Yu Soro-soro Karsada, Batangas City Tel. No. 402-0538 / 300-3652	12	250	300	950	450	Generator, telephone service, cable TV, laundry service, hot/cold water, individual parking garage
23. Let's Go Inn	Jun Qui - Owner Balagtas, Batangas City Tel. No. 0918-4100748	7	250	150	420	350	Generator, Television, piped-in music w/ CATV
24. MAC-RO Lodge	Ruby Macatangay P. Panganiban St., Batangas City Tel. No. 722-1038	38	350	250	650	450	Generator, Hot & Cold Water TV w/ CATV connection
25. Madre Clara Guest Center Inc.	Gerry Fetalvero Cuta Journal, Batangas City Tel. No. 706-0916 madeclara@yahoo.com	3 family rm. 7 exec. rm. 2 super delux 4 delux rm.	2,200.00 - overnight (16/24 hrs) 1700 1700 750.00 w/ breakfast for two				Food Saloon, Visitor's Lounge, Convenience Store, Internet Connection, Tour Information & Booking, Laundry Service
26. Mango Traveler's Inn	Guillermo Garcia Tinga Labac, Batangas City Tel. No. 0949-4749724	5 rooms	350		650		
27. Midway Hotel	Wilson Yu Concepcion, Batangas City Tel. No.	14	250	150	1500	350	Generator, Parking space TV, Laundry Service

continuation... **TABLE 57. TOURIST ACCOMMODATION AND FACILITIES**
Batangas City
CY 2012

HOTEL/MOTEL/ LODGE/INN	CONTACT PERSON/ LOCATION/FAX/ TELEPHONE NUMBER	NUMBER OF ROOMS	RATE/RENTALS (Php)				FACILITIES
			SHORT TIME		OVERNIGHT		
			WITH AIRCON	WITHOUT AIRCON	WITH AIRCON	WITHOUT AIRCON	
28. Monte Victoire Inn	Monte Victoire Inn Corp. Pallocan Silangan, Batangas City Tel. No. 722-2992 / 723-8725 Eloisa Portugal - Manager	67	350	VIP (2) Exec. Rm. - 1,800 VIP (2) Family Rm. - 1,500 Chime Rm. - 1,200 Guest (10) Rm. - 700 / 300 (short) Studio (16) Rm. - 750 / 350 (short)	750		Swimming Pool (Kids & Adult) - 200.00 (9 hrs), 150 (short) Standby Generator Function Area (Indoor/Outdoor) Bar (6 pm - 2 am), Kitchen
29. Park-Inn Lodge	Norberto Cruzat Banaba South, Batangas City Tel. No. 706-3096 Rowena Cruzat - Manager	24	350	350	750		TV with Cable, Hot & Cold Shower, Generator
30. Plaza De Roxas	Guillermo Roxas Balagtas, Batangas City Tel. No. 402-0572	34	350 - 700 (10 hrs)		800 - 1300 (12 hrs)		with Garage, Airconditioned Rooms, Hot/Cold Showers, TV/ DVD/Telephone, Wifi
31. Quinio Hotel	Marissa Q. Mendoza P. Burgos St., Batangas City Tel. No. 723-8395	13	400	200	650	480	Aiconditioned Rooms with Cable TV, Wifi
32. RGR Traveler's Inn	Rolando G. Ramirez Rizal Avenue Ext., Batangas City Tel. No. 723-6021	25	350 - 400		625 - 825		Cable TV Generator
33. RLR Traveler's Hotel	Roilan F. Ramirez New Access Road, Batangas City Tel. No. 723-2309	37	775 (standard 16 hrs) - 1,150.00 (VIP)				Wifi, Cable, Hot/Cold Shower

continuation... **TABLE 57. TOURIST ACCOMMODATION AND FACILITIES**
Batangas City
CY 2012

HOTEL/MOTEL/ LODGE/INN	CONTACT PERSON/ LOCATION/FAX/ TELEPHONE NUMBER	NUMBER OF ROOMS	RATE/RENTALS (Php)				FACILITIES
			SHORT TIME		OVERNIGHT		
			WITH AIRCON	WITHOUT AIRCON	WITH AIRCON	WITHOUT AIRCON	
34. SM Travel Lodge	Samuel Macatangay Tingga Labac, Batangas City Tel. No. 723-2645 / 723-4101 smtravelodgeinc@yahoo.com www.smtravelodge.net	41		350.00	- 900.00		Fully airconditioned, hot/cold shower, TV, standby generator, Piped-in music, room service. laundry service, shuttle services, jakuzzi, restaurant, cabled TV, telecommunication services
35. Supreme Lodge	Belinda Bathan Pastor Road, Cuta, Batangas City Tel. No. 723-7328	12	200	170	300	250	Generator
36. Yellowbell Country Inn	Tita and Ildefonso Reyez P. Panganiban cor P. Prieto Street Batangas City Tel. No. 722-0900 / 919-607-2747	17	300	230	650	450	Cable TV, Water Heater, Generator

SOURCE : Different Hotels/Motels/Inn
Batangas City

* DOT Accredited

4. ECONOMIC ASPECTS

4.1 AGRICULTURE

4.1.1 Agricultural Land Use

As per the city revised land use plan, the classified agricultural and agroforestry land uses are 30.23% of the city's total land area or approximately 8,629.30 hectares. However, based on the records of the Office of the City Veterinary and Agricultural Services (OCVAS), the actual total area planted to crops is 6,239.10 hectares.

4.1.2 Crop Production and Consumption Pattern

The staple food of the Batanguenos is rice. In 2012, per record from the OCVAS, the city's estimated production of rice is 21.00 metric tons. This production quantity is not sufficient to supply the demand required for rice by the total population of the city which is 679,576 cavans (317,559 population x 2.14 cavans) considering the standard per capita requirements of 2.14 cavans. To satisfy and meet the demand of the populace, the city has to depend its rice supply requirements from the provinces of Mindoro Oriental/Occidental and the Central Luzon provinces.

Though Batangas City has limited production of rice, other crops such as vegetables, rootcrops, corn and fruits like mangoes, atis, tamarind, and bananas are highly produced in the area.

The city government through the OCVAS has launched a massive program on yellow corn production among its identified beneficiary farmers. Considered as a high value crop, yellow corn is a major ingredient in the livestock feed processing industry (feed millers).

TABLE 58. AGRICULTURAL PROFILE
Batangas City
CY 2012

I. Farming

a) Number of farmers - 10,350

b) List of Farmers Association:

Name of Farmers Assn.	President/Chairman	No. of Members
1. Batangas City Yellow Corn Growers Assn. (BCYCGA)	Roelito Cao Garcia	265
2. Batangas City Eggplant Growers Association (BCEGA)	Victor Malibiran	170

c) Area devoted to Farming by Crops & Yield

Crops	Area Planted (has.)	Ave. Prodn./ha. (MT)	Total Prodn. (MT)
Rice - (Irrigated)	----	----	----
(Rainfed)	----	----	----
(Upland)	7.00	3.00	21.00
Corn			
a. Yellow Corn	434.35	2.80	1,216.18
b. White Corn	127.00	2.00	254.00
Root Crops			
Cassava	150.00	9.00	1,350.00
Sweet Potato	100.00	6.00	6,000.00
Vegetables			
Eggplant	210.00	8.5	1,785.00
Mango	1,500.00	10.00	15,000.00
Atis	900.00	5.00	6,000.00
Chico	90.00	6.00	540.00
Cacao	60.00	1.50	90.00
Coffee	25.00	1.50	37.50
Citrus	38.00	6.50	247.00
Banana	328.00	8.50	2,788.00
Tamarind	1,000.00	1.00	1,002.00
Sineguelas	500.00	2.00	1,000.00
Sugarcane	50.00	8.00	4,000.00
Coconut	605.00	1.50	907.50
Santol	46.00	3.00	138.00
Legumes (peanut)	30.00	1.20	36.00
Mongo	38.75	1.20	36.00
TOTAL	6,239.10		42,448.18

d) Farm Ownership - Owner operator/tenant will arrange landholdings of 1.50 has.

e) Irrigation - none

f) Farm Practices - Multiple cropping w/ particular emphasis on sustainable agriculture

g) Average Farm Income by Crops per hectare:

Crops	Cost of Prodn./ha. (P)		Ave. Income/ha. (P)	
Rice	P	25,000.00	P	20,000.00
Corn		40,000.00		20,000.00
Vegetables		20,000.00		22,000.00
Rootcrops		15,000.00		32,000.00
Coffee & Cacao		10,000.00		18,000.00
Chico		8,000.00		35,000.00
Atis		10,000.00		25,000.00
Mango		50,000.00		30,000.00
Tamarind/Sineguelas		8,000.00		15,000.00
Banana		12,000.00		30,000.00
Coconut		15,000.00		58,000.00
Sugarcane		35,000.00		25,000.00

h) Average per Capita Consumption

1. Rice	107.50 kg.
2. Corn	3.00 kg.
3. Vegetables :	
Leafy Veg.	25.10 kg.
Fruit Veg.	3.30 kg.
Legumes	5.60 kg.
4. Banana	13.00 kg.
5. Papaya	3.30 kg.
6. Mango	5.60 kg.
7. Calamansi	2.40 kg.
8. Citrus	1.10 kg.
9. Pineapple	2.80 kg.
10. Atis	2.00 kg.
11. Others	2.00 kg.
12. Meat	0.35 kg.

i) Marketing of Farm Products:

- through cooperative
- direct linkage to buyer/wholesaler
- middlemen

j) Source and Type of Financing

- City Fund for livelihood products loaned through cooperatives
- Private

- k) Fertilizer and Chemical Used
- Fertilizer - Organic Fertilizer
Inorganic Fertilizer (14-14-14, 46-0-0, 21-0-0)
Foliar fertilizer
- Pesticide - Insecticide, Fungicide, Flower Inducer for Mango

II. Fishing and Aquatic Resources

- a) Shallow Fishing
- No. of Fishermen 1,134
- No. of Registered Fishermen 393
- No. of Bancas
- a) Motorized..... 393
- b) Non-motorized..... 152
- Volume of Production (Catch)
- a) Motorized..... 235,800 kgs.
- b) Non-motorized..... 30,400 kgs.
- b) Commercial Fisheries (3 tons above)
1. Number of fishing operators - NA
2. Number of fishing boats - NA
3. Number of licensed fishermen - NA
4. Volume of production - NA

C) Name of Fishermens Association & Location/Contact Person/No. of Members

Name of Association	President/Address	Number of Members
Lakas ng mga Mangingisda sa Baybayin ng Tabangao (LAMBAT)	Exequiel Mendoza Barangay Tabangao Aplaya	70
SAMMAGA	Tranquilino G. Mariano Baragay San Andres, Isla Verde	50
Bantay Dagat	Efren C. Caringal Barangay Tanangao Aplaya, Isla Verde	77

III. Livestock Population (Number of Heads)

	Individual Raisers	Private Commercials	Contract Growers	Total
A. Poultry				
a. Broilers	53,444	93,527	120,249	267,220
b. Layers	8,855	20,661	0	29,516
c. Native	105,365	0	0	105,365
d. Fighting Cocks	11,034	5,941	0	16,975
B. Duck (layers)	242	450	0	692
C. Piggery				
a. Fattening	61,540	41,026	0	102,566
b. Breeding	9,054	6,036	0	15,090
D. Cattle				
a. Fattening	7,593	0	0	7,593
b. Breeding	632	0	0	632
E. Goat	11,989	0	0	11,989
F. Carabaos	735	0	0	735
G. Others (specify)				
a. Dogs	12,005	0	0	12,005
b. Horse	499	0	0	499

Source: **Office of the City Veterinary & Agricultural Services (OCVAS)**

TABLE 59. LIST OF MULTI-PURPOSE COOPERATIVES IN BATANGAS CITY
as of January 2013

NAME OF COOPERATIVES	ADDRESS	CHAIRMAN	NUMBER OF MEMBERS	TEL. No.
CREDIT				
1 Batangas City East District Employees Credit Coop.	P. Herrera St., Batangas City	Ms. Leticia Delgado	127	300-2401
2 Batangas City Government Employees Credit Coop.	8 Lopez Jaena St., Batangas City	Atty. Teodulfo Deguito	737	702-1416
3 Batangas Public School Teachers & Employees Credit Cooperative (BPSTECC)	Provincial Sports Complex, Bolbok Batangas City	Ms. Luz I. Dimaano	3193	300-3805
4 Christian Credit Cooperative	Christian School, De Joya Compound Kumintang Ilaya, Batangas City	Mr. Alexander P. Vega	108	980-6176
5 Dumuclay Credit Cooperative (DCC)	Dumuclay Brgy. Hall, Batangas City	Ms. Corazon Landicho	86	9162222421
6 Julian Pastor Memorial Market Vendors Credit Coop.	JPMM, Calero, Batangas City	Mr. Ernesto Magadia	307	723-1936
7 Paharang West Credit Cooperative	Paharang West, Batangas City	Engr. Juanito Almero	71	723-0464
8 West District Teachers Credit Cooperative	Sta. Clara Elemenraty School Compd., Sta. Clara, Batangas City	Ms. Miguela B. Dimaano	230	300-7780
9 ZOE Credit Cooperative	Kumintang Ibaba, Batangas City	Mr. Arturo Z. Vilela	375	425-4337
10 JG Summit Petrochemical Corp.-Employees Credit Cooperative (JGSPC-ECC)	Simlong, Batangas City	Mr. Jaime V. De Guzman	28	300-7002
MULTI-PURPOSE COOP. (NON-AGRI)				
1 BANAPRA Development Cooperative	BANAPRA Bldg., P. Canlapan Street Batangas City	Mr. Rufino C. Hernandez	1293	723-6277
2 Batangas Health Care Multi-Purpose Cooperative	Jesus of Nazareth Hospital, Gulod Itaas Batangas City	Dr. Virgilio G. Pascual Jr.	366	722-0550
3 Batangas State University (BSU) Multi-Purpose Coop.	Gov. Pablo Borbon Camp 1, Rizal Ave. Batangas City	Mr. Eduardo V. Acorda	189	980-2339
4 Batangas City Senior Citizen Multi-Purpose Coop.	Sr. Citizen Office, Plaza Mabini Batangas City	Ms. Belen P. Ferriols	78	723-2951

continuation... **TABLE 59. LIST OF MULTI-PURPOSE COOPERATIVES IN BATANGAS CITY**
as of January 2013

NAME OF COOPERATIVES	ADDRESS	CHAIRMAN	NUMBER OF MEMBERS	TEL. No.
5 Batangas National High School Teachers & Employees Multi-Purpose Cooperative (BNHS-TEMCO)	BNHS Compound, Rizal Avenue Batangas City	Ms. Marciana A. Macalipay	295	980-2209
6 Batangas Regional Hospital (BRH) Employee's Multi-Purpose Cooperative	BRH Compd., Kumintang Ibaba Batangas City	Ms. Adelaida U. Untalan	211	300-3268
7 Calicanto Senior Citizens Multi-Purpose Cooperative	Calicanto, Batangas City	Ms. Lerma A. Hernandez	131	980-4732
8 CO-OPS for Christ-Batangas	CGR Compound, Kumintang Ibaba Batangas City	Mr. Ricardo C. Beraña	322	723-8079
9 Grand TELOF Employees Multi-Purpose Cooperative	Telecom Office, Capitol Site Batangas City	Ms. Anita Awitan	397	300-1925
10 Ilijan Multi-Purpose Cooperative	Ilijan, Batangas City	Mr. Pepito Bool	628	9106949080
11 Kooperatiba ng mga Kawani ng Pamahalaang Panlalawigan ng Batangan (KOOPBATANGAN)	Provincial Capitol, Kumintang Ibaba Batangas City	Engr. Nerio L. Ronquilio Jr.	1900	980-5363
12 Kooperatibang Pangkalusugan ng Batangan (KBP)	CHDEO, BRH Compound Kumintang Ibaba, Batangas City	Dr. Zosimo C. Lamano	23	723-3581
13 Libjo Multi-Purpose Cooperative (LIMCO)	Libjo Tacad, Batangas City	Mr. Alberto E. Javier	105	9302273882
14 OCVAS Multi-Purpose Cooperative	OCVAS Compound, Bolbok Batangas City	Engr. Donna I. Lumanglas	135	722-0908
15 PCDO-Batangas Employees Multi-Purpose Coop.	Provincial Capitol, Kumintang Ibaba Batangas City	Ms. Celia Atienza	28	722-1079
16 RHIO IV-B Employees Multi-Purpose Cooperative	Caedo Commercial Complex, Calicanto Batangas City	Ms. Mary Arlene C. Villena	130	723-8822 loc. 411
17 San Isidro Multi-Purpose Cooperative	San Isidro, Batangas City	Ms. Evelyn C. Eborá	298	980-0313
18 Savings Peoples Health Multi-Purpose Cooperative	SPH Med. Center, Lopez Jaena Street Batangas City	Mr. Michael Francis M. Perez	85	723-8386 723-2167
19 Sta. Clara Multi-Purpose Cooperative	Sta. Clara, Batangas City	Ms. Santa Maria M. Feliciano	238	723-7904 723-5760

continuation... **TABLE 59. LIST OF MULTI-PURPOSE COOPERATIVES IN BATANGAS CITY**
as of January 2013

NAME OF COOPERATIVES		ADDRESS	CHAIRMAN	NUMBER OF MEMBERS	TEL. No.
20	Western Philippine Colleges Community MPC	Hilltop UB Campus, Kumintang Ilaya, Batangas City	Engr. Floryfe G. Hernandez	437	722-0568
MULTI-PURPOSE (AGRI)					
1	Banaba South Multi-Purpose Cooperative	Banaba South, Batangas City	Ms. Carmelita S. Custodio	94	722-1739
2	Batangas Bestfeeds Cooperative	Banaba South, Batangas City	Mr. Teodorico Atienza	23	402-1868
3	Bilogo Multi-Purpose Cooperative	Bilogo, Batangas City	Ms. Wenifreda Montalbo	207	781-0434
4	Bucal Multi-Purpose Cooperative	Bucal, Batangas City	Ms. Aniceta Cometa	280	9088807751
5	Conde Labac Multi-Purpose Cooperative	Conde Labac, Batangas City	Ms. Teodora Abacan	257	9166557751
6	Cooperative of Sirang Lupa	Sirang Lupa, Batangas City	Mr. Crispin Evangelista	129	9204328864
7	Dalig Multi-Purpose Cooperative	Dalig, Batangas City	Mr. Edgar I. Sanial - OIC	193	9087155691
8	Dumantay Multi-Purpose Cooperative	Dumantay, Batangas City	Engr. Vicente G. Ramos	126	783-7902
9	Mahacot (Kanluran) Agri. Multi-Purpose Coop.	Mahacot West, Batangas City	Mr. Hernando Perez	204	9282134630
10	Malalim Multi-Purpose Cooperative	Malalim, Batangas City	Mr. Catalino T. Samonte	280	300-1261
11	Pinagbuklod Multi-Purpose Cooperative	Sitio Ilaya, Balete, Batangas City	Ms. Roberta D. Garcia	319	300-3072
12	Pinamucan Fishermen's Multi-Purpose Cooperative	Pinamucan Proper, Batangas City	Ms. Rufina B. Bobadilla	94	9298967684
13	Pinamucan Ibaba Women's Multi-Purpose Cooperative	Pinamucan Ibaba, Batangas City	Mr. Felix Bobadilla	215	9163702782
14	Pinamucan Silangan Multi-Purpose Cooperative	Pinamucan Silangan, Batangas City	Ms. Felisa Aguba	136	9153482939
15	SAM-SIL Multi-Purpose Cooperative	Sampaga Silangan, Batangas City	Dr. Romulo Rosales	241	402-1282
16	San Jose Sico Landfill Multi-Purpose Cooperative	San Jose Sico, Batangas City	Mr. Florentino Catilo	205	9396357545
17	San Miguel Multi-Purpose Cooperative	San Miguel, Batangas City	Mr. Pablo A. Andal	341	9165076761
18	San Pedro Multi-Purpose Cooperative	San Pedro, Batangas City	Mr. Victor M. Burog	127	9465220543
19	SIBBAP Multi-Purpose Cooperative	Ambulong, Batangas City	Ms. Remedios B. Cantos	436	402-0906
20	Sorosoro Ibaba Development Cooperative (SIDCI)	Sorosoro Ibaba, Batangas City	Dr. Angelito Bagui	17751	300-4058
21	Sorosoro Multi-Purpose & Allied Services Coop.	Sorosoro Ilaya, Batangas City	Mr. Felimon Fermejo	291	300-4354

continuation... **TABLE 59. LIST OF MULTI-PURPOSE COOPERATIVES IN BATANGAS CITY**
as of January 2013

NAME OF COOPERATIVES	ADDRESS	CHAIRMAN	NUMBER OF MEMBERS	TEL. No.
22 Talumpok Silangan Multi-Purpose Cooperative	Talumpok Silangan, Batangas City	Ms. Edelyn B. Briones	174	9392410004
23 Tulo Multi-Purpose Cooperative	Tulo, Batangas City	Mr. Apolonio Panganiban	336	402-0460
CONSUMERS				
1 Talumpok Consumers Cooperative	Talumpok Kanluran, Batangas City	Mr. Romeo Gunay	125	9155139111
SERVICE COOPERATIVES				
1 United Sta. Rita Cooperative (UNISCO)	P-3 Sta. Rita Karsada, Batangas City	Mr. Marto De Torres	67	302-3383
2 Sta. Clara Transport Service Cooperative	Sta. Clara Barangay Hall, Batangas City	Mr. Ricardo Imperial	87	9478483694
3 Batangas Workers Cooperative	P. Canlapan Street, Batangas City	Ms. Vivian E. Reallos	28	301-2280
SECONDARY COOPERATIVE				
1 Cooperative Union of Batangas	Provincial Agriculture, Bolbok Batangas City	Mr. Vic Michael Lescano		722-0053
COOPERATIVE BANK				
1 CoopBank of Batangas (Country Side Cooperative Rural Bank)	Pallocan West, Batangas City	Mr. Rufino Hernandez	347	723-3417
PRE-COOPERATIVE				
1 Malibayo Multi-Purpose Cooperative	Malibayo, Batangas City	Ms. Gorgonia Cabatay	41	9126856716
2 Tabangao Aplaya Credit Cooperative	Tabangao Aplaya, Batangas City	Ms. Luchie Papasin	28	300-2530

SOURCE : **OCVAS, Cooperative Division**
Batangas City

4.2. TRADE AND COMMERCE

4.2.1 Public Market

The city has three existing public markets. The old city market known as the “Unang Palengke” in the Poblacion which was destroyed by fire in 1982 was rehabilitated/redeveloped in CY 2006. Dry and wet sections are the main commodities that can be found in the old market.

The second market is the Don Julian Pastor Memorial Market (DJPM) in barangay Cuta which is approximately 800 meters away from the old market or “unang palengke” and was constructed in 1977. This is also serving as the "bagsakan area" for locally produced fruits and vegetables.

The third market which was completed in 1993 thru a financial assistance provided by the Economic Support Fund Secretariat (ESFS) under the Office of the President and the U. S. Agency for International Development (USAID) is adjacent to DJPM with 363 stalls for fruits/vegetables and dry goods.

4.2.2 Commercial Area

The identification of the city as an industrial growth center in the CALABARZON region resulted in the increasing number of business establishments not only within the Central Business District (CBD) but as well as in the Pallocan-Gulod, Kumintang-Alangilan-Balagtas areas and the Bolbok-Balagtas Port Diversion Road. At present, there are several four to five storey commercial buildings already constructed in the city. Several of the existing business establishments in the city have already been improved and renovated or were demolished for reconstruction and redevelopment.

Major commercial establishments that are doing business in the city includes the SM Shopping Mall, the Bay Citi Mall, the Caedo Commercial Complex, Citi Mart Plaza, Wilcon Builder’s Depot, SM Hypermarket, Citi Hardware, Budget Lane, Excel Tom’s Supermarket, Fiesta Home Center, Pic ‘n Save, Unitop General Merchandize, PureGold, NU Citi Mall and Robinsons Supermarket.

4.2.3 City Slaughterhouse and Cattle Auction Market

The City’s present slaughterhouse was constructed in Barangay Kumintang Ibaba (Sitio Ferry). The operation of the slaughterhouse is highly mechanized and its management, operation and maintenance are being leased by the city government to a private company.

**TABLE 60. NUMBER OF STALLS, AREA AND MONTHLY RENTAL PER SECTION
IN BATANGAS CITY FIRST MARKET (MARKET I/Unang Palengke)
CY 2012**

SECTION	NUMBER OF STALL	STALL SIZE (sq. m.)	TOTAL AREA (sq. m.)	MONTHLY RENTALS
Rice	48	4.95	237.60	P 1,047.00
Grocery	73	4.95	361.35	
Footwear	28	4.95	143.55	
Carinderia	50	6.625	331.50	
Cloth	88	4.95	435.60	
Glassware	58	4.95	287.10	
Toys	28	4.95	138.60	
Drugstore	8	4.95	39.60	
Native	52	4.95	257.40	
Bread & Candy	48	4.95	237.60	
Fish	107	2.25	240.75	
Meat	55	2.318	127.49	
Dressed Chicken	40	2.31	92.40	
Vegetables	45	1.622	72.99	
Fruits	27	1.622	43.79	
Dried Fish	10	2.25	22.50	
Cooked Food (tinapa / tulingan)	8	2.25	18.00	
Others:				
Lotto Outlet	1	9.74	9.74	1,913.00
Native Delicacies	1	6.49	6.49	1,276.00
Ice Retailer	1	14.34	14.34	2,817.50
Mini-Store	2	6.69	13.38	1,297.00
Refreshment Parlor	1	6.69	6.69	1,297.00
Muslim	32			2,200.00

SOURCE : Office of the City Market Administrator
Batangas City

**TABLE 61. NUMBER OF STALLS, AREA AND MONTHLY RENTAL PER SECTION
IN BATANGAS CITY DJPMM MARKET (MARKET II)
CY 2012**

SECTION	NUMBER OF STALL	STALL SIZE (sq. m.)	TOTAL AREA (sq. m.)	MONTHLY RENTALS
				(P4.05/sq.m./day)
1. Drug Store	12	9	108	P 1,093.50
2. Bake Shop	4	9	36	1,093.50
3. Gift Shop	2	9	18	1,093.50
4. Appliances	6	9	54	1,093.50
5. Glassware	12	9	108	1,093.50
6. Footwear	12	9	108	1,093.50
7. Dry Goods	105	6	630	729.00
8. Bread and Candy	20	6	120	729.00
9. Sugar and Coffee	20	6	120	729.00
10. Grocery	112	6	672	729.00
11. Fruits and Vegetables	40	6	240	729.00
12. Small Carinderia	12	6	72	729.00
13. Restaurant	4	10	40	1,215.00
	3	10.80	32.4	1,312.00
	1	10.60	10.6	1,222.50
14. Salt	4	3.14	12.56	381.50
	2	3.08	6.16	375.00
	1	6.29	6.29	765.00
	2	3.23	6.46	392.50
	3	2.93	8.79	356.00
	1	6.29	6.29	765.00
15. Dried Fish	29		118.67	
16. Coffee Shop	1	54	54	6,561.00
17. Office Rental	1	69.33	69.33	8,423.50
				(P5.30/sq.m./day)
1. Dressed Chicken	27	2	54	318.00
2. Meat	60	2	120	318.00
3. Meat	24	2.70	72.9	430.00
4. Meat Coop.	3	3	9	477.00
5. Fish Casa	13		112.52	
				(P6.55/sq.m./day)
1. Fish	68	2.08	149.08	420.00
2. Cooked Food	19	1.42	28.71	300.00
3. Egg	20	3.816	72.504	750.00

SOURCE : **Office of the City Market Administrator**
Batangas City

**TABLE 62. NUMBER OF STALLS, AREA AND MONTHLY RENTAL PER SECTION
IN BATANGAS CITY NEW PUBLIC MARKET
(MARKET III)
CY 2012**

SECTION	NUMBER OF STALL	STALL SIZE (sq. m.)	TOTAL AREA (sq. m.)	MONTHLY RENTALS (/sq.m.)
1. Kitchen/Glassware	27		318.56	P 4.55
2. Footwear	47		548.16	4.55
3. Garments	66		691.44	4.55
4. Cereal	26		276.00	4.55
5. Fruits	29		172.80	4.55
6. Vegetables	24		155.52	4.55
7. Fruits & Vegetables	8		51.84	4.55
8. Groceries	115		988.08	4.55
9. Drugstore	2		26.00	4.55
10. Sari-sari	65		163.80	6.55
11. Fruits & Vegetables (South)	35		305.14	6.55

SOURCE : Office of the City Market Administrator
Batangas City

**TABLE 63. NUMBER OF SLAUGHTERED HOGS AND CATTLE
BY MONTH
Batangas City
CY 2011-2012**

MONTH	NUMBER OF HOGS		NUMBER OF CATTLES	
	2011	2012	2011	2012
GRAND TOTAL	51,503	53,214	1,270	995
January	4,328	4,605	116	103
February	3,834	4,407	93	98
March	4,053	4,668	106	105
April	3,981	3,853	100	60
May	4,254	4,522	118	56
June	4,253	4,338	113	92
July	4,531	4,308	108	88
August	4,557	4,305	110	72
September	4,152	4,148	94	64
October	4,377	4,652	101	86
November	4,077	4,140	88	58
December	5,106	5,268	123	113

**SOURCE : Office of the City Treasurer
Batangas City**

TABLE 64. LIST OF BUSINESS ESTABLISHMENTS
Batangas City
CY 2012

Kind/Type of Business	Number
TOTAL	5,768
Accounting & General Services	1
Alcohol Storage Depot	1
Amusement Center	5
Animal Clinic	1
Appliance Center	3
Audio/Video Shop	1
Auto Electrical Shop	1
Auto Repair Shop	2
Auto Supply	4
Automotive Dealer	1
Bakery	27
Bakeshop	8
Bank	47
Bar & Restaurant	1
Barber Shop	1
Beauty Parlor	1
Billiard Hall	4
Boat Building & Repair	1
Bodega	15
Body Spa & Wellness Center	1
Book Store	7
Boutique	53

continuation . . . TABLE 64. LIST OF BUSINESS ESTABLISHMENTS
Batangas City
CY 2012

Kind/Type of Business	Number
BPI-ATM Offsite	1
Bread & Candy Store	2
Brokerage	1
Burger Stand	3
Bus Garage/Terminal	5
Buy and Sell	3
Café & Bistro	1
Canteen	41
Car Exchange	1
Car Wash	3
Carinderia	28
Catering Services	2
Cattle Fattening	1
Chemical Bulk Terminal	1
Chemical Storage Terminal	1
Civic Organization	3
Clinic	1
Club & Restaurant	2
Cockpit Arena	3
Coffee Shop	7
Computer Center (Sales & Services)	9
Computer School	3
Computer Shop	153

continuation . . . TABLE 64. LIST OF BUSINESS ESTABLISHMENTS
Batangas City
CY 2012

Kind/Type of Business	Number
Construction	15
Consultancy Office	2
Container Terminal	1
Contract Grower (Poultry)	2
Contractor	22
Convenience Store	11
Cooked Food	1
Coop Mart	1
Cooperative	40
Country Club/Resort/Convention Center/Gym	1
Credit Cooperative	5
Day Care & Play center	1
Dealer	51
Dental Clinic	84
Department Store	5
Depot	1
Dermatology Clinic	3
Developer (Subdivision)	1
Developmental Organization/Foundation	1
Diagnostic Center	1
Dine-In Restaurant	1
Disco Pub & Restaurant	1
Distributor	45

continuation . . . TABLE 64. LIST OF BUSINESS ESTABLISHMENTS
Batangas City
CY 2012

Kind/Type of Business	Number
Dormitory w/ canteen	1
Dress Shop/ Tailoring	1
Dried Fish Store	1
Drug Store	42
Dry Goods Store	45
Eatery	168
Electrical Utility	1
Electronics Service Center	1
Engineering & Construction Services	2
Enterprises	38
Exhibit Organizer	1
Fashion Apparel	1
Fastfood	6
Feedmill	3
Film & Photo Processing center	1
Financing	2
Fish Casa/Vendor	9
Fitness Center	1
Flower Shop	2
Food Cart	18
Food Kiosk/Stall/House/Stand	19
Footwear	2
Foundation Office	2

continuation . . . TABLE 64. LIST OF BUSINESS ESTABLISHMENTS
Batangas City
CY 2012

Kind/Type of Business	Number
Fruits	2
Function Hall	1
Funeral Services	1
Furniture	12
Garments	4
Gasoline Station	20
General Contractor	39
General Merchandise	132
General Services	8
Gift Shop	7
Glass & Aluminum Fabrication	1
Glassware	1
Grocery Store	122
Guns Store	1
Hardware	27
Hog Dealer	1
Holding Office	1
Hospital	3
Hotel	6
Hydraulic Service Center	1
Ice Plant	1
Importer/ trading (Laboratory Equipment)	1
Ink & Toner Refilling Station	1

continuation . . . TABLE 64. LIST OF BUSINESS ESTABLISHMENTS
Batangas City
CY 2012

Kind/Type of Business	Number
Insulation Contractor	1
Insurance Office	5
Internet Café	8
Jeepney Terminal (TUP)	1
Jewelry Store	3
Junk Shop	5
Kiosk (Fruit Shake)	1
Kitchenware/ Glassware & Footwear	1
KTV Bar & Restaurant	3
Laboratory Clinic	2
Laundry Shop (Office Only)	1
Law Office	15
Learning Center	2
Lending Investor	19
Life Insurance	1
Lights And Sounds Rental	1
Loading & Unloading Area	1
Lodging House	20
Lomi House	4
Lottery	1
Lotto Outlet	13
Lumber & Saw Mill	1
Lying-In and Maternity Clinic	3

continuation . . . TABLE 64. LIST OF BUSINESS ESTABLISHMENTS
Batangas City
CY 2012

Kind/Type of Business	Number
Manning Services	1
Manpower Services	6
Manufacturer	28
Marine Services	1
Maritime Services	1
Market Stall Holder (Non-stock/Non-profit)	1
Marketing	32
Medical Clinic	77
Medical Equipment Rentals & Supplies	1
Medical laboratory	1
Memorial Park	2
Micro-Finance	5
Mini-mart/store	5
Money Changer	1
Motel	1
Motorworks (Repair Shop & Jeep Body Builders)	1
Muffler & Radiator Shop	1
Multi-Purpose Cooperative	6
Music School	1
Nerve Theraphy Clinic	1
Night Club & Restaurant	1
Non-Stock Savings And Loan	1
Non-Life insurance	3

continuation . . . TABLE 64. LIST OF BUSINESS ESTABLISHMENTS
Batangas City
CY 2012

Kind/Type of Business	Number
Non-stock,non profit association	2
Noodle House	1
Novelty Shop	2
Ob-gyne Clinic	1
Office	3
Optical Clinic/Shop	18
Pawnshop	36
Pediatric Clinic	1
Pension House	5
Pet Shop	7
Pharmacy	45
Photo Services	1
Piggery	13
Pizza Parlor	1
Poly Clinic & Laboratory	2
Poultry Farm	16
Power Plant	3
Pre-Elementary School (Non-Stock)	1
Pre-Need Insurance	2
Pre-School	1
Printing Press	4
Printing/Packaging Plant	1
Radiator Shop	1

continuation . . . TABLE 64. LIST OF BUSINESS ESTABLISHMENTS
Batangas City
CY 2012

Kind/Type of Business	Number
Radio Station	2
Real Estate Brokerage	1
Real Estate Developer	6
Real Estate Lessor	510
Real Estate Office	1
Realty Office	6
Reception Hall	1
Recruitment Agency	1
Refreshment Parlor	1
Resort	8
Restaurant	76
Retailer	1356
Rice Store	1
Sales & Services	5
Sari- Sari Store	461
Sash Factory	1
Savings and Loan	1
School	38
Scuba-Diving Equip. Outlet	1
Security Agency	20
Service (Non-Traditional Advertising)	1
Service Center/Digital Printshop/CompuFax	1
Service Provider	4

continuation . . . TABLE 64. LIST OF BUSINESS ESTABLISHMENTS
Batangas City
CY 2012

Kind/Type of Business	Number
Service Provider	4
Services	4
Services (Accounting Firm/Office)	2
Services (Advertising & Design)	2
Services (Airconditioning & Refrigeration)	3
Services (Appliance Repair Shop)	1
Services (Architectural)	1
Services (Arrastre & Stevedoring)	3
Services (Artificial Insemination Center)	1
Services (Arts/Signs/Printing Shop)	2
Services (ATM)	1
Services (Audio & Video Rentals)	1
Services (Auto Aircon)	1
Services (Auto Detailing)	1
Services (Auto Electrical Shop)	3
Services (Auto/Body Repair shop)	12
Services (Badminton Center)	1
Services (Barber Shop)	21
Services (Battery & Electrical Shop)	1
Services (Bayad Center)	2
Services (Beauty Parlor/Salon)	46
Services (Bicycle Repair Shop)	1
Services (Bills Payment)	2

continuation . . . TABLE 64. LIST OF BUSINESS ESTABLISHMENTS
Batangas City
CY 2012

Kind/Type of Business	Number
Services (Body Repair Shop & Accessories)	1
Services (Boat Line Handling)	1
Services (Book Binding)	1
Services (Bookkeeping Office)	23
Services (Bowling Center)	1
Services (Boxing Gym)	1
Services (Brake Bonding)	1
Services (Brokerage/Courier)	1
Services (Building/House Construction & Repair)	1
Services (Bus Garage)	4
Services (Bus Parking Area)	1
Services (Business Management)	1
Services (Cable T.V)	1
Services (Calibration Center)	5
Services (Call Center)	7
Services (Canteen & Catering)	1
Services (Car Aircon & Ref)	3
Services (Car Care/Service Center)	9
Services (Car Wash)	19
Services (Cargo)	3
Services (Catering Services)	19
Services (Cellphone Repair)	2
Services (Cheque Encashment)	1

continuation . . . TABLE 64. LIST OF BUSINESS ESTABLISHMENTS
Batangas City
CY 2012

Kind/Type of Business	Number
Services (Cheque Rediscount)	1
services (Chicken dressing)	1
Services (Child Care Center)	1
Services (Clinical Laboratory)	1
Services (Common Carrier Office)	1
Services (Computer Printing & Pocket Book rentals)	1
Services (Concrete Testing Center)	1
Services (Construction & Equipment Rentals)	2
Services (Construction & General Services)	8
Services (Consultancy Office)	10
Services (Contractor)	6
Services (Copy Center)	14
Services (Courier)	2
Services (Credit Collection)	1
Services (Customs Brokerage Office)	1
Services (Dance Studio/Recreation)	2
Services (Data Conversion)	1
Services (Data Entry)	1
Services (Day Care Center)	1
Services (Dealer of Securities)	1
Services (Dental Laboratory)	1
Services (Developing Center/Photo Shop)	1
Services (Diagnostic Center)	1

continuation . . . TABLE 64. LIST OF BUSINESS ESTABLISHMENTS
Batangas City
CY 2012

Kind/Type of Business	Number
Services (Dialysis Center)	2
Services (Digital Dental X-ray)	1
Services (Digital Photography/Printing)	4
Services (Distributor & Publishing Office)	1
Services (Dress Shop)	6
Services (Driving School/Academy)	4
Services (Drug Testing Center)	9
Services (Electrical & Industrial)	1
Services (Electronic Repair Shop)	7
Services (Embroidery)	1
Services (Emission Testing & Service Center)	6
Services (Engine & Body Repair Shop)	1
Services (Engineering)	5
Services (Equipment Rentals)	1
Services (Event Coordinator & Planner)	2
Services (Exhibit Organizer)	1
Services (Fabrication Shop)	2
Services (Facial Center & Spa)	4
Services (Farm Management)	1
Services (Fax, Photocopy, Bayad Center, Drop-off Center)	1
Services (Fiber Glass work)	1
Services (Financing & Other Services)	6
Services (Firing Range)	1

continuation . . . TABLE 64. LIST OF BUSINESS ESTABLISHMENTS
Batangas City
CY 2012

Kind/Type of Business	Number
Services (Fitness Center/Gym)	5
Services (Foreign Exchange)	2
Services (Forwarding)	2
Services (Framing)	1
Services (Freight Forwarder)	1
Services (Fuel Documentation)	1
Services (Function Hall)	1
Services (Funeral)	4
Services (Furniture Repair Shop)	1
Services (Garage-Trucking)	1
Services (Garments Making)	1
Services (General Agent)	2
Services (General Contractor)	4
Services (General Engineering-Office)	1
Services (Glass & Aluminum)	3
Services (Gowns & Barong) Sales & Rentals	3
Services (Graphic Design & Printing)	2
Services (Hair And Body Salon)	3
Services (Hand & Foot Spa)	1
Services (Hauling)	3
Services (Heavy Equip. Rental)	2
Services (Hemodialysis Center/Medical Laboratory)	1
Services (Hog Weighing)	1

continuation . . . TABLE 64. LIST OF BUSINESS ESTABLISHMENTS
Batangas City
CY 2012

Kind/Type of Business	Number
Services (Industrial & Maintenance Office)	3
Services (Information Booth)	2
Services (Ink Refilling Station)	4
Services (Inspection/ Survey) Shipping Lines	1
Services (Installation of Clear Glass)	1
Services (Insurance Agency)	18
Services (Investment Office)	1
Services (Iron Work Shop)	4
Services (IT Solution and Servicing)	2
Services (Janitorial)	4
Services (Jewelry Repair Shop)	3
Services (Junk Shop)	19
Services (Kiddie Cart Rental)	2
Services (Korean Language Tutorial)	1
Services (Laboratory For Petroleum Testing)	1
Services (Land Surveying Office)	1
Services (Laundry & Cleaning)	16
Services (Law Office)	6
Services (Leasing & Finance Office)	1
Services (Lending Investor)	10
Services (Life Insurance-Office)	4
Services (Livelihood, Loans & Insurance)	1
Services (Loading and Business Center)	1

continuation . . . TABLE 64. LIST OF BUSINESS ESTABLISHMENTS
Batangas City
CY 2012

Kind/Type of Business	Number
Services (Loading Station)	3
Services (Loan & Insurance)	1
Services (Local Tour and Seminar Organizer)	1
Services (Logistic Office)	2
Services (Lying-in Clinic)	1
Services (Machine Shop & Fabrication Works)	5
Services (Management)	2
Services (Manpower)	8
Services (Marble Engraving)	1
Services (Marine Cargo & Surveying Office)	1
Services (Marine Services/Machine Shop)	5
Services (Maritime & Ship Management)	1
Services (Massage Clinic)	6
Services (Meat Processing)	1
Services (Medical 2-D Echo)	1
Services (Medical Laboratory)	3
Services (Medical Services)	2
Services (Memorial Sales Office)	1
Services (Metal & Marble Art Sign)	1
Services (Metal Works/MachineShop)	1
Services (Meter Reading)	1
Services (Micro-finance)	4
Services (Mobile Phone Repair Shop)	2

continuation . . . TABLE 64. LIST OF BUSINESS ESTABLISHMENTS
Batangas City
CY 2012

Kind/Type of Business	Number
Services (Money Changer/Transfer/ Remittance)	24
Services (Motorworks Shop)	6
Services (Muffler Center)	2
Services (Nail Art Shop)	1
Services (Nails and Body spa)	1
Services (News Studio w/Office)	1
Services (Non-Life Insurance)	10
Services (Nursing Agency)	1
Services (Office and Garage)	1
Services (Office for Practice Profession)	1
Services (Office-Non stock/Non profit)	1
Services (Off-Track & Ticket Sales Office)	1
Services (On-Shore Gas Plant Operation)	1
Services (Parlor)	1
Services (Pawnshop & Money Remittance)	17
Services (Pay Parking Area)	1
Services (Payment Center)	1
Services (Pest Control)	3
Services (Photo Center)	20
Services (Photocopy Center)	4
Services (Photography)	1
Services (Pilotage)	1
Services (Power Plant Operation & Maintenance)	1

continuation . . . TABLE 64. LIST OF BUSINESS ESTABLISHMENTS
Batangas City
CY 2012

Kind/Type of Business	Number
Services (Pre-Cast Maker)	2
Services (Printing & Publishing)	22
Services (Publication & Editorial Office)	3
Services (Publishing House)	3
Services (Pump Well Drilling & Const.)	1
Services (Pumping Station)	1
Services (Radiator Repair Shop)	3
Services (Radio Communication)	1
Services (Radio Repair Shop)	1
Services (Ranger Firearms, Guns and Sporting Goods)	1
Services (Real Estate Developer)	2
Services (Realty Office)	15
Services (Recreational Center)	1
Services (Recruitment Agency)	7
Services (Ref & Airconditioning)	6
Services (Remittance/Foreign Exchange)	1
Services (Rental of Toga)	1
Services (Rentals of Catering Equipment)	1
Services (Repair Center)	1
Services (Repair of Laptop & PC)	1
Services (Repair of Motor Vehides-TUP)	1
Services (Research Office)	1
Services (Review & Training Center)	3

continuation . . . TABLE 64. LIST OF BUSINESS ESTABLISHMENTS
Batangas City
CY 2012

Kind/Type of Business	Number
Services (Sach Factory-TUP)	1
Services (Sales Office)	3
Services (Salon & Barber Shop)	5
Services (Sattelite Office-Waste Treatment, Collection & Disposal)	1
Services (School Supplies & Copy center)	1
Services (Sea and Coastal Water Transport Office)	1
Services (Security Agency)	14
Services (Securiy Dealership)	1
Services (Ship Chandling)	14
Services (Shipping Industry)	3
Services (Shoes & Bags Repair)	5
Services (Showroom/Service Center/Xerox Machine)	1
Services (Shuttle Services)	2
Services (Silk Screen Printing)	2
Services (Skin Care Center)	2
Services (Software Developer/Provider)	2
Services (Solid Waste Services)	1
Services (Sound System)	3
Services (SPA)	4
Services (Specialty Contractor)	1
Services (Steel Fabrication Shop)	3
Services (Sub-Contractor San Lorenzo 500Mw)	1
Services (Sun Shop Business Center)	1

continuation . . . TABLE 64. LIST OF BUSINESS ESTABLISHMENTS
Batangas City
CY 2012

Kind/Type of Business	Number
Services (Surveying Office)	2
Services (System Dev't Computer Consultancy)	1
Services (Tailoring Shop)	18
Services (Tarpaulin Printing)	3
Services (Tatakan Center)	1
Services (Tattoo Shop)	1
Services (Telecommunication & Remittance Agent)	2
Services (Tent & Lona Rentals)	1
Services (Thai Massage/Spa)	1
Services (Ticketing Booth)	11
Services (Tinsmith)	2
Services (Tire Recapping)	2
Services (Trading & Transport Petroleum Products)	1
Services (Training Center)	5
Services (Translation/Writing & Editing)	1
Services (Transport Office)	2
Services (Travel and Tours)	14
Services (Trucking & Shuttle Rental)	10
Services (T-shirt Printing)	2
Services (Tutorial/Learning Center)	29
Services (Upholstery & Supplies)	1
Services (Vehicle Repair Shop-TUP)	1
Services (Video Rental)	1

continuation . . . TABLE 64. LIST OF BUSINESS ESTABLISHMENTS
Batangas City
CY 2012

Kind/Type of Business	Number
Services (Visa Processing)	2
Services (Voice Lesson)	1
Services (Vulcanizing Shop)	15
Services (Ware House)	1
Services (Waste Management)	1
Services (Watch Repair & Key Duplication)	5
Services (Water Pump)	1
Services (Water Repair Shop)	1
Services (Welding Shop)	7
Services (Xerox and Loading Station)	1
Services/Retailer (Vaciador/Beauty Products)	1
Services/Trading (Printing)	1
Ship Chandling & Maritime Services Office	1
Shipping Lines	3
Shopping Center	1
Silk Screening Printing	1
Skin Clinic	3
Snack Bar	4
Softdrinks Dealer	1
Stockyard	2
Sub- Station	1
Sub-Contractor	8
Supermarket/Department Store	9

continuation . . . TABLE 64. LIST OF BUSINESS ESTABLISHMENTS
Batangas City
CY 2012

Kind/Type of Business	Number
Supplier (Fire Fighting Equipment..)	1
Supplier (Hydrogen & Nitrogen)	1
Supply & Fabrication (Glass & Aluminum)	1
Surplus (Computer Sales & Accessories)	1
Tailoring	1
Technical School	1
Telecommunication Office	2
Telecommunication Sales Office	1
Trading	180
Training Center	1
Transport Services	1
Travel And Tours	1
Travel Lodge	1
Vegetables Section	2
Veterinary Clinic	4
Video Rental	1
Videoke Bar & Restaurant	3
Vocational School & Training Center	1
Vulcanizing Shop	6
Warehouse/Storage	9
Water Refilling Station	69
Wellness Center (Nail Salon)	1
Wholesaler/Retailer	12
Woodwork Display Center	1

4.3. INDUSTRIES

There are twenty (20) major industrial establishments in Batangas City. On Table 65, these industries are categorized into large, medium and small. The city has fifteen (15) large-scale industries with a capitalization of P60 M and above, two (2) medium scale industries with a capitalization of less than P60 M to P15 M and three (3) small scale industries with a capitalization of less than P15 M.

TABLE 65. LIST OF INDUSTRIES
Batangas City
CY 2012

NAME OF INDUSTRY	CONTACT PERSON	ADDRESS AND TELEPHONE NUMBER	TYPE OF INDUSTRY
A. LARGE INDUSTRIES			
1 Bitumen Import Storage & Distribution Facility	Mr. Wenceslao Ulano Superintendent	Shell Tabangao Refinery 723-4321 to 24	Storage and Distribution Facility
2 CFC Clubhouse Property, Inc.	Ms. Socorro R. Bautista Human Resources Manager	JG Summit Complex, Simlong 301-2284	Flexible Packaging/Printing
3 First Gas Power Corporation (FGPC) (Sta. Rita Power Plant)	Mr. Ramon J. Araneta Vice President for External Affairs & Security Mr. Ramon J. Araneta Vice-President	Barangay Sta. Rita Karsada Barangay Sta. Rita Karsada 723-9526 / 723-7792 (fax)	Power Generating Plant 1000MW Combined Cycle Gas Turbine (CCGT) Power Plant
4 First Philippine Industrial Corp.	Mr. Bernardo Matibag Superintendent Mr. Bernardo Matibag Head, South Region Operations Division	Kumintang Ilaya 722-2106 / 0917-855-1251 Kumintang Ilaya 723-2376	Pipeline Concessionaire
5 FGP Corporation (San Lorenzo Power Plant)	Mr. Ramon J. Araneta Vice President for External Affairs & Security	Barangay Sta. Rita Aplaya 723-9526 / 7826	Power Generating Plant 500MW Natural Combined Cycle Power Plant (CCPP)
6 Himmel Industries, Inc.	Mr. Freddie Uy Terminal Manager	Barangay Pinamucan Proper 300-7131 / 0917-504-0330 0939-938-5054	Importer and Distributor of Chemicals

continuation... TABLE 65. LIST OF INDUSTRIES
Batangas City
CY 2012

NAME OF INDUSTRY	CONTACT PERSON	ADDRESS AND TELEPHONE NUMBER	TYPE OF INDUSTRY
7 J. G. Summit Petrochemical Corp.	Mr. Marino C. Agbayani Plant Manager c/o Rey Amparo Mr. Rene Casas	J. G. Summit Industrial Complex Barangay Simlong 300-8000 loc. 1036	Manufacturer of Biaxially Oriented Polypropylene (BOPP) Film
8 Kepco-Ilijan Power Corporation (KEILCO)	Mr. Hwa Yeon Hwang Vice President & Plant Manager Mr. Alan C. Dela Torre General Manager	(02) 395-1300	Power Generating Plant 1200MW Fueled Primary by Natural Gas
9 LMG Land Development Corp.	Mr. Eric P. Lisardo Terminal Manager	Barangay Pinamucan Proper 0912-337-9602 / (02) 403-6783 (043) 706-0623	Chemical Bulk Storage/Terminal 19 Tanks (Organic Chemical Tank Farm)
10 Malampaya Onshore Gas Plant (MOGP)	Mr. Sebastian C. Quiniones Jr. Asst. Manager Local Senior EP Representative	Barangay Tabangao Aplaya	Natural Gas Processing
11 Pilipinas Shell Petroleum Corp.	Mr. Arnel L. Santos Refinery General Manager Mr. Cesar Abaricia Communication Manager - PSPC	Barangay Tabangao Ambulong Barangay Tabangao Ambulong 723-4321 loc. 283 723-0722 (fax)	Oil Processing

continuation... **TABLE 65. LIST OF INDUSTRIES**
Batangas City
CY 2012

NAME OF INDUSTRY	CONTACT PERSON	ADDRESS AND TELEPHONE NUMBER	TYPE OF INDUSTRY
12 San Miguel Mills, Inc.	Mr. Ramon P. Javier Plant Manager	Barangay Tabangao Aplaya 783-8026 / 1967	Flour Manufacturing/Milling- Exclusive Distribution
13 Shell Gas Eastern, Inc.	Mr. Rodrigo Castillo Mr. Efren Ayo Espiritu Terminal Coordinator	Barangay Libjo 723-4321 local 408	LPG Products
14 Total Bulk Terminal Corp.	Mr. Reynaldo Apacionado	Barangay Pinamucan Ibaba 0917-868-2511	Jet A-1 Fuel Storage Facilities
15 Universal Robina Corporation	Mr. Hector P. Cabili Operations Manager	JG Summit Compd., Simlong 300-7014	Manufacturing
B. MEDIUM INDUSTRIES			
1 Eastone Industrial Development Corporation	Mr. Tan Yuk Wah	Barangay Sorosoro Karsada 723-1221	Manufacturing Industry
2 Sorosoro Ibaba Development Cooperative, Inc. (SIDCI)	Mr. Lucio Plata General Manager	Barangay Sorosoro Ibaba 986-0005 / 0912-324-7965 (Main Office) / 300-4058 Barangay Sorosoro Karsada 723-3435 (Feed Mill) / 300-0952 402-0952 (Telfax)	Manufacturing, Livestock Producer, Wholesaler/Retailer (Feedmilling/Contract Growing)

continuation... TABLE 65. LIST OF INDUSTRIES
Batangas City
CY 2012

NAME OF INDUSTRY	CONTACT PERSON	ADDRESS AND TELEPHONE NUMBER	TYPE OF INDUSTRY
C. SMALL INDUSTRIES			
1 Sencar Industrial Corporation	Mr. Tan Yuk Wah General Manager	Barangay Mahabang Parang 402-0653 / 0392	Manufacturing Industry (woven sacks)
2 Soro-soro Ibaba Development Coop. (SIDC)	Mr. Bon Ian Dela Rosa General Manager	Barangay Sorosoro Karsada 043-300-4058 / 300-6190	Meat Processing Plant
3 Unibag Manufacturing Corporation	Tan Yuk Wah	Barangay Sorosoro Karsada 300-1225	Manufacturing

TABLE 66. BANKING INSTITUTIONS
Batangas City
CY 2012

NAME OF BANK	BRANCH MANAGER	ADDRESS AND TELEPHONE NUMBER	CLASSIFICATION	OWNERSHIP		NO. OF EMPLOYEES	
				PRIVATE	GOVERNMENT	Male	Female
1 Allied Banking Corporation	Jacinto P. Dimasacat	G/F Tan Kee Bldg., D. Silang Street Batangas City Tel. No. 723-0369 / 1857	Commercial/ Universal	X		6	3
	Nerissa D. Soriano	Kumintang Ilaya, Batangas City Tel. No. 722-2705 / 2706	Universal	X		1	6
2 Armed Forces & Police, Savings & Loan Asso. Inc. (Batangas Ext. Office)	Luisa T. Ginez	Kumintang Ilaya, Batangas City Tel. No. 300-7745	Savings & Loan	X	X	1	
3 Asia United bank	Jenelie M. Dimaano	G/F Caritas Bldg., P. Burgos St. Batangas City Tel. No. 980-0027 to 28	Commercial	X		2	4
4 Banco De Oro Universal Bank	Emma M. Carandang	G/F SM Batangas, Pallocan West Batangas City Tel. No. 783-2556 / 980-5051 bdo.com.ph	Universal	X		7	13
	Michael M. Avestruz	P. Burgos St. cor Evangelista St. Batangas City Tel. No. 723-3138 / 1408	Commercial	X		3	16
	Emmanuel King De Guzman De Pedro (Branch Manager)	Rizal Avenue, Batangas City Tel. No. 723-5975 to 77 (02) 786-4236	Universal	X		2	18
	Rowena S. Bool	Kumintang Ilaya, Batangas City Tel. No. 980-1239	Universal	x			10

continuation... **TABLE 66. BANKING INSTITUTIONS**
Batangas City
CY 2012

NAME OF BANK	BRANCH MANAGER	ADDRESS AND TELEPHONE NUMBER	CLASSIFICATION	OWNERSHIP		NO. OF EMPLOYEES	
				PRIVATE	GOVERNMENT	Male	Female
5 Bank of Commerce	Sheila T. Mendoza	Pallocan West, Batangas City Tel. No. 723-8047	Universal	x			7
	Edgardo C. Roallos	Caedo Commercial Complex Calicanto, Batangas City Tel. No. 723-1410/6773 / 402-0231	Commercial	X		3	6
	Dinna P. Remo	P. Burgos Street, Batangas City Tel. No. 723-0909 / 0275 / 0279 dpremo@bankcom.com.ph	Commercial	X		1	8
6 Bank of Makati (A Rural Bank), Inc.	Richelle Breboneria	Pallocan West, Batangas City Tel. No. 702-2384	Financial Institution	X		3	3
7 Bank of Philippine Islands	Philip G. Ireneo	47 P. Burgos Street, Batangas City Tel. No. 723-1509 / 300-7657	Universal	X		5	11
	Maria Cecilia G. Cantos	Ayala Life Building Kumintang Ilaya, Batangas City Tel. No. 723- 0205 / 723-0210	Commercial	X		1	5
	Veronica A. Mendoza	Dona Manuela Pastor Ave. Pallocan West, Batangas City Tel. No. 722-2728 / 417-6345	Commercial	X		1	6
8 Bangko Kabayan	Lea B. Jareño	Romero Dy Bldg., P. Burgos Street Batangas City Tel. No. 300-1228 / 723-4938 batangas@bangkokabayan.com	Rural	X		0	6

continuation... **TABLE 66. BANKING INSTITUTIONS**
Batangas City
CY 2012

NAME OF BANK	BRANCH MANAGER	ADDRESS AND TELEPHONE NUMBER	CLASSIFICATION	OWNERSHIP		NO. OF EMPLOYEES	
				PRIVATE	GOVERNMENT	Male	Female
9 Batangas Rural Bank for Cooperatives, Incorporated	Natividad T. Medrano	Pastor Avenue, New Public Market Cuta, Batangas City Tel. No. 723-1715 / 3124 brbci@rbap.org	Rural	X		9	4
10 BPI Family Savings Bank	Maria Clarinda L. Mendoza	Caedo Commercial Complex Calicanto, Batangas City Tel. No. 723-1820 / 980-2077	Savings	X			7
11 Card SME Bank Inc., A Thrift Bank	Juliana M. Salcedo	Sitio Kanluran, Kumintang Ibaba Batangas City Tel. No.	Thrift	X		18	21
12 China Banking Corporation	Erlan Antonio B. Olavere	P. Burgos Street, Batangas City Tel. No. 723-0953 / 402-9157 eabolavere@chinabank.ph	Universal	X		2	9
13 Chinabank Savings Inc.	Edwin R. Guevara	Pallocan Kanluran, Batangas City Tel. No. 980-0544 / 0545 erguevara.cbs@chinabank.ph	Financial	X		1	3
14 Classic Rural Bank, Incorporated	Rustica E. Comia	G/F Classic Bank Bldg., Evangelista St. Batangas City Tel. No. 723-3222 / 5554	Rural	X		11	9
15 Coopbank of Batangas	Engr. Francisco Generoso E. Ramas	National Highway, Pallocan West Batangas City Tel. No. 723-3417 / 300-2079	Cooperative	X		19	12

continuation... **TABLE 66. BANKING INSTITUTIONS**
Batangas City
CY 2012

NAME OF BANK	BRANCH MANAGER	ADDRESS AND TELEPHONE NUMBER	CLASSIFICATION	OWNERSHIP		NO. OF EMPLOYEES	
				PRIVATE	GOVERNMENT	Male	Female
16 Development Bank of the Phils. -Batangas City Branch	Romel P. San Diego	Kumintang Ibaba, Batangas City Tel. No. 702-3378 / 3400	Banking		X	7	7
17 East-West Bank	Arturo M. Alido	54A D. Silang St., Batangas City Tel. No. 723-7665 / 300-6143	Commercial	X		4	5
18 Land Bank of the Philippines	Remedios L. Mendoza	Pastor Talambiras Bldg., P. Burgos St. Batangas City Tel. No. 723-7025 / 723-3418	Commercial / Universal		X	2	18
	Rosanna C. De Torres (in-charge)	RL Building, Kumintang Ilaya Batangas City	Universal	x		1	4
19 Luzon Development Bank	Fe R. Gonzales	Kumintang Ibaba, Batangas City Tel. No. 723-1031 / 980-3210	Banking	X		4	2
20 Metropolitan Bank and Trust Company	Eloisa S. Macabidang	Rizal Ave. cor. P. Burgos St. Batangas City Tel. No. 723-1794 / 723-1903 980-1020 to 24	Universal	X		4	10
	Eloisa S. Macabidang	Calicanto, Batangas City Tel. No. 722-0002 / 300-0473	Universal	X		1	5
	Merly A. Malaluan	Kumintang Ilaya, Batangas City Tel. No. 980-1090 / 723-5801	Universal	X		1	5

continuation... **TABLE 66. BANKING INSTITUTIONS**
Batangas City
CY 2012

NAME OF BANK	BRANCH MANAGER	ADDRESS AND TELEPHONE NUMBER	CLASSIFICATION	OWNERSHIP		NO. OF EMPLOYEES	
				PRIVATE	GOVERNMENT	Male	Female
21 Microfinance Maximum Savings Bank, Inc.	Amihan R. Salvador	V. Luna Street, Batangas City Tel. No. 723-9453	Universal	X		1	5
	Lorna R. Taotjo	Pastor Bldg., P. Burgos Street Batangas City Tel. No. 723-8438 / 425-4074	Thrift	X		13	3
22 Mount Carmel Rural Bank, Inc.	Patricia B. Catapang	Calicanto, Batangas City Tel. No. 752-8268 / 722-2023	Financing	X		19	9
23 PB COM - Phil. Bank of Communications	Emiliano B. Cueto	D. Silang Street, Batangas City Tel. No. 723-7801 / 4207 / 4208 (fax)	Commercial	X		2	3
24 Philippine Business Bank	Dina Rose M. Cruz	CIFRA Plaza, 114 Rizal Ave. cor P. Zamora St., Brgy. 16, Batangas City Tel. No. 702-1182 / 1162 / 2385 www.pbb.com.ph	Savings	X		4	4
25 Philippine National Bank	Nonette G. Villanueva	P. Burgos St. cor. C. Tirona St. Batangas City Tel. No. 723-7037 / 0226 batangas@pnb.com.ph	Universal	X		5	5
26 Philippine Resources Savings Banking Corp.	Leonardo V. Colobong	RL Bldg., Kumintang Ilaya Batangas City Tel. No. 722-2563	Thrift	X		19	9

continuation... **TABLE 66. BANKING INSTITUTIONS**
Batangas City
CY 2012

NAME OF BANK	BRANCH MANAGER	ADDRESS AND TELEPHONE NUMBER	CLASSIFICATION	OWNERSHIP		NO. OF EMPLOYEES	
				PRIVATE	GOVERNMENT	Male	Female
27 Philippine Savings Bank	Ranelle C. Reyes	P. Burgos St., Batangas City Tel. No. 402-8888 / 723-0627 batangas@psbank.com.ph	Thrift	X		3	5
	Rosalinda M. Matibag	Pallocan West, Batangas City Tel. No. 723-2330 / 7226	Corporation	X		1	4
28 Philippine Veterans Bank	Ariel B. Balboa	53 Rizal Ave., Batangas City Tel. No. 723-2782 / 723-5686 veteranbank.com.ph	Commercial	X		5	6
29 Planter's Development Bank	Cora M. Gonzales	3 P. Burgos Street, Batangas City Tel. No. 723-1510 / 7652 (fax)	Development	X		3	5
30 Pride Star Development Bank Inc.	Lourdes M. Aguirre	Batangan Plaza, Kumintang Ibaba Batangas City Tel. No. 723-2667	Development Bank	X		5	6
31 RCBC Savings Bank	Melecio O. Rodelas	#131 D. Silang Street, Batangas City Tel. No. 723-1229 / 723-6381	Thrift	X		1	7
32 Rizal Commercial Banking Corporation	Nonoy B. Eborra	#17 Rizal Avenue cor. P. Gomez Street Batangas City Tel. No. 723-1802 / 3104 to 05 723-7570 / 7720 / 7870	Universal	X		2	5
33 Rural Bank of Lobo, Inc.	Florida B. Dinglasan	Apacible Street, Batangas City Tel. No. 723-1867 / 8163	Rural	X		2	5

continuation... **TABLE 66. BANKING INSTITUTIONS**
Batangas City
CY 2012

NAME OF BANK	BRANCH MANAGER	ADDRESS AND TELEPHONE NUMBER	CLASSIFICATION	OWNERSHIP		NO. OF EMPLOYEES	
				PRIVATE	GOVERNMENT	Male	Female
34 Security Bank Corporation	Joey Josafat F. Tolentino	Rizal Avenue, Batangas City Tel. No. 723-3143 batangas@securitybank.com	Universal	X		3	5
35 SIDCI Savings & Loans	Juanita B. Dimayuga	Sorosoro Ibaba, Batangas City Tel. No. 300-4144	Cooperative	X		3	9
		Apacible Street, Batangas City Tel. No. 300-3938	Cooperative	X			2
36 The Real Bank	Maria. Socorro C. Co-Uson	P. Burgos Street, Batangas City Tel. No. 723-6859-60 corry_uson@yahoo.com	Thrift/Savings Bank	X		3	4
37 Tiaong Rural Bank, Inc.	Danilo O. Gayeta Jr.	66A D. Silang Street, Batangas City Tel. No. 723-9297	Rural	X		9	4
38 United Coconut Planter's Bank	Melody E. Aspiras	C. Tirona Street cor. P. Zamora Street Batangas City Tel. No. 723-3490 / 0250 (fax) batangas@ucpb.com	Universal / Commercial	X		1	9
39 Union Bank of the Philippines	Flordeliza I. Palilio (Operation Manager)	GNG Realty Bldg., P. Burgos St. Batangas City Tel. No. 723-0182 / 980-5280	Banking	X		3	7

SOURCE : All Banking Institutions Operating in Batangas City

TABLE 67. LIST OF INSURANCE COMPANIES
Batangas City
CY 2012

COMPANIES	MANAGER	OFFICE ADDRESS/ TELEPHONE NUMBER	CLASSIFICATION
1 COCOLIFE	Joseph Y. Ronquillo (Area Head)	Unit 164, G/F SM City Batangas Pallocan West, Batangas City Tel. No. 723-1469	Life Plan
2 COCOLIFE (United Coconut Planters Life Assurance Co.)	Miguel Angel U. Lazaro (Area Head, Branch Manager) Aileen Grace O. Dimacuha (Branch Manager)	G/F RML Bldg., Paseo De Pallocan Pallocan West, Batangas City Tel. No. 723-1538	Life Plan, Pre-Need Plan
3 COCOPLANS, Inc.	Mary Cathleen V. Generoso (Branch Operator Specialist)	164 G/F Pastor Village, Pallocan West Tel. No. 723-1538	Educational Plan, Life Plan, Pension Plan, Pre-Need
4 College Assurance Plan Phils., Inc.	Ms. Rossamantha C. Laza (LSAC Head) Atty. Enrique Sobrepeña (Owner)	53 CAP Bldg., Rizal Avenue Batangas City Tel. No. 723-9543/3363 / 300-0715	Educational Plan, Life Plan, Non-Life Plan, Pension, Distance Education, Real Estate Lessor, Network Insurance
5 Eternal Plans, Inc.	Edensweda Mercado (Branch Manager)	Masonic Bldg., #13 P. Burgos Street Batangas City Tel. No. 723-0243	Educational Plan / Life Plan / Pension Plan
6 First Batangas Insurance Agency	Mr. Simeon Y. Acuzar	90 D. Silang Street, Batangas City Tel. No. 723-1513	Non-Life

continuation... TABLE 67. LIST OF INSURANCE COMPANIES
Batangas City
CY 2012

COMPANIES	MANAGER	OFFICE ADDRESS/ TELEPHONE NUMBER	CLASSIFICATION
7 LFDR Insurance Agency	Eric Deguito Proprietor	80 P. Burgos St. cor Mabini St. Tel. No. 723-0936	Non-Life Insurance
8 MMC Insurance Services	Ms. Marieta Cuevillas	P. Canlapan Street cor. D. Silang Street Tel. No. 723-0387	Non-Life Plan
9 NCD Insurance Brokerage	Ms. Nenita C. Doce	2/F L&G Bldg., Nat'l. Highway, Road I Arce Subd., Kumintang Ibaba, Batangas City Tel. No. 723-8106	Non-Life
10 Paramount Insurance Corporation	Ms. Myla J. Abas Mr. Kenneth Dizon	R&E Macatangay Bldg., Apacible Street Tel. No. 402-8624 723-6402	Life Plan Non-Life Plan
11 PHIL Plans, Inc.	Lourdes C. Gonzales (Operation Manager)	P. Burgos Street cor Evangelista Street Tel. No. 723-6208	Pension Plan, Memorial Plan, Educational Plan, Pre-Need
12 Provident Plans International Corp.	Ms. Leovina B. Lontoc	G/F JSM Bldg., P. Zamora Street Batangas City Tel. No. 723-2377	Memorial Plan Pension Plan
13 Prudential Guarantee & Assurance, Inc.	Annabele B. Silva	G/F Pemica Bldg., P. Herrera Street Ext., Kumintang Ibaba 980-0651, Telefax 723-2736	Non-Life Insurance

continuation... TABLE 67. LIST OF INSURANCE COMPANIES
Batangas City
CY 2012

COMPANIES	MANAGER	OFFICE ADDRESS/ TELEPHONE NUMBER	CLASSIFICATION
14 Prudential Life Plan, Inc.	Geraldine Garcia Administrative Officer	P. Canlapan St. Tel. No. 723-7855 / 300-0494	Pre-Need Plans, Educational Life Plan, Pension Plan, Memorial Plan
15 St. Peter Life Plan, Inc.	Mr. Rafael Sedaria Branch Manager	2/F AM Palacio Bldg., P. Burgos St. Tel. No. 723-1744	Pre-Need (Memorial)
16 The Insular Life Assurance Co., Ltd.	Mr. Ramil Avengoza (Regional Manager) Ms. Madelline De Cangchon (District Manager)	2/F Insular Life Building National Highway, Hilltop Tel. No. 980-3215 / 723-0881	Life Plan
17 The Phil. American Life & General Insurance Company	Ms. Janet S. Maranan (Operation Manager)	Philamlife Bldg., Kumintang Ibaba Tel. No. 723-2266 / 723-0410-11	Life Plan, Educational Plan Credit Life, Variable Plan, Accident & Health Plan
18 Villena Insurance Agency	Ms. Felicisima B. Villena	2/F Montalbo Bldg., Rizal Avenue Tel. No. 723-1808	Non-Life

SOURCE : Different Insurance Companies Operating in Batangas City

**TABLE 68. LIST OF RESTAURANTS/FASTFOOD CENTERS
AND TELEPHONE NUMBERS
Batangas City
CY 2012**

Name of Restaurants/Fastfood Centers	Location	Tel. Number
1 A & M Village Restaurant	Kumintang Ibaba	723-1118
2 Alfresco Bar (Day's Hotel)	Pallocan West	980-7321
3 Andok's Litson Manok	Rizal Avenue / Pallocan Kanluran	
4 Bel Piatto	Pallocan West (in front of SM)	722-2236
5 Big Mike's Grill	Pallocan West	
6 Biggs Diner	SM Ground Floor	702-3561
7 Britz Buffet Function Hall	Pallocan West	722-2553
8 BUTCH Bar, Seafood House & Grill	Kumintang Ilaya	300-7488
9 Bylosis	GC Berberabe Subd., Pallocan West	722-0690
10 Café Milflores	P. Dandan St.	0927-548-7680
11 CHOWKING Restaurant	Bayciti Mall, D. Silang St.	723-6343
	Citimart Shop, Rizal Ave.	723-0021
	G/F SM City Batangas	783-2608
12 Chic-Boy	2/F NU Citi Central, P. Burgos St.	702-1540
13 Clarin's	P. Burgos St.	722-0369
14 Club Yolanda	GC Berberabe Subd., Pallocan West	723-4840 / 7540
15 Diversion Grill	Diversion Road	
16 Dmd Bridge Grille	Kumintang Ilaya	723-0804
17 DUNKIN DONUTS Fast Food	P. Burgos St.	723-0216
	SM Ground Floor	
	Lyceum of Batangas, Kumintang Ibaba	
18 Euphoria	Pallocan West	722-2236
19 Flavours of China	G/F SM City Batangas	980-6619
20 Fredo's Seafood Restaurant	GC Berberabe Subd., Pallocan West	723-7540
21 Gerry's Grill	2/F SM City Batangas, Pallocan West	783-2729
22 Giok's Fast Food & Restaurant	P. Canlapan St.	980-1038
23 Goldilocks Bakeshop Inc.	D. Silang St.	300-1257
	G/F SM City Batangas	724-8806
	Caedo, Calicanto	300-7275
24 Goodish Restaurant	P. Burgos St.	300-1055
25 GOTO KING Fast Food	Rizal Ave. cor. P. Burgos St.	0923-716-9139
		0917-532-6900
26 GREENWICH Pizza	Citimart Shop, Rizal Ave.	723-8000
	G/F SM City Batangas	783-1329
27 Hap Chan Chinese Restaurant	2/F NU Citi Central, P. Burgos St.	702-2840
28 HO TSAI Restaurant	Evangelista St.	723-0681
		980-5543
29 HO TSAI Function Hall	Noble Street	723-1045
30 Hot & Cold	Nat'l. Highway, Kumintang Ilaya	723-0556
		0922-273-8583
31 Hungry Hippo	UB Arcade, Kumintang Ibaba	723-3389
		300-5505
32 Ineng's	G/F NU Citi Central, P. Burgos St.	702-7777
33 Irene's Resto	Alangilan	
34 Janine's Pancit Malabon	MH Del Pilar St.	723-4975
35 Jenina's Place	Libjo	
36 Joca's	Libjo	402-0558
37 Johanna's Grille	P. Burgos St.	723-2289

continuation... **TABLE 68. LIST OF RESTAURANTS/FASTFOOD CENTERS
AND TELEPHONE NUMBERS
Batangas City
CY 2012**

Name of Restaurants/Fastfood Centers	Location	Tel. Number
38 JOLLIBEE Fast Food	Caedo Commercial Center, Calicanto D. Silang St. cor. P. Burgos St. Rizal Avenue G/F SM City Batangas	723-6548-49 723-1615 723-7475 980-6014 724-8867
	Bay Citi Mall, P. Burgos St. Pastor Road, Pallocan West	980-5005
39 Kainan sa Diversion (Tree House)	Diversion Road, Bolbok	300-0111
40 KAY'S NOOK Restaurant	P. Panganiban St.	702-4719
41 Kenny Rogers	G/F SM City Batangas	980-8881
42 Kentucky Fried Chicken (KFC)	G/F SM City Batangas P. Burgos St.	783-4929 723-8877
43 Le Eligancia Café	Balagtas, Diversion Road	723-6062
44 LETTY'S Panciteria	P. Dandan St.	
45 Lots'a Pizza	Citimart Shop, Rizal Ave.	984-0908
46 Mang Inasal	2/F SM Batangas City, Pallocan West Bay Citi Mall, P. Burgos St.	783-0726 702-1287 0923-250-8265
	Rizal Avenue	702-9999
	Pure Gold, Calicanto	722-0119
47 Marina Seafood Restaurant	Pallocan West	722-2553
48 MAX Restaurant	Bayciti Mall, P. Burgos St. 2/F SM City Batangas	722-0552 724-8887
49 Mc Donald Restaurant	Calicanto G/F SM City Batangas P. Burgos St. (near City Hall)	723-7059 783-6236 723-1689 980-1689
50 MGM Kitchenette	Alangilan / Alegre St. / Pallocan West	0923-247-8408
51 MrDonut	Rizal Avenue	0933-402-2431
52 Pancit Malabon Express	Rizal Avenue cor Lt. Atienza St.	723-7303
53 Pizza Hut	G/F SM City Batangas	724-8999
54 RED RIBBON Fast Food & Cake House	P. Burgos St.	722-2288
55 SAWALI Restaurant	Kumintang Ibaba	723-3273
56 Shakey's Pizza	Pallocan West	723-7777
57 Starbucks Coffee	G/F SM City Batangas	783-0877
58 TACLOBO Club House Inc.	Shell Housing Comp'd Tabangao	723-4321 L-681
59 TNF Disco & Restaurant	Kumintang Ibaba	980-3751
60 TOP (The Only Place) Restaurant	P. Burgos St.	723-0412
61 TOP (The Other Place) Seafoods Restaurant	Rizal Ave. Extension	723-1891
62 Tummy Filler's	Pallocan West	
63 Vivo Cake House	Mayvel Arcade, Pallocan West	723-0462
64 WA NAM Sa Bukid Restaurant	Gulod Labac	984-0808
65 Wanam sa Bayan	Evangelista Street Extention	723-2560
66 Yellow Cab Pizza Co.	G/F SM City Batangas	783-2516 723-2222
67 Zentea	G/F NU City Citi Central, P. Burgos St.	0932-624-8237

SOURCE : **Different Business Establishments
Batangas City**

4.4. LABOR FORCE

4.4.1 Total Labor Force Distribution

As of April 2003, based on the National Statistics Office latest data, Batangas City has a total labor force participation of 104,520 which were comprised of 90,828 or 86.9% employed and 13,692 or 13.1% not employed.

**TABLE 69. TOTAL POPULATION 15 YEARS OLD AND ABOVE
AND THE EMPLOYMENT RATE
BATANGAS CITY
(as of April 2003)**

Survey Period	Total 15 Years Old & Over	Labor Force Participation Rate (%) / Number	Employment Rate (%) / Number	Unemployment Rate (%) / Number
April 2003 Batangas City	 156,000	 67.0 104,520	 86.9 90,828	 13.1 13,692

**SOURCE : NSO, Batangas Regional Office
Batangas City**

5. INFRASTRUCTURE AND UTILITIES

5.1 Roads and Bridges

As of CY 2012, the total length of all roads in the city are approximately 473.4378 kms. comprised of 76.45600 kms. of national roads, 21.83200 kms. of city roads and 375.1498 kms. of barangay roads.

The inventory showed that the total length of asphalt paved roads are 94.2984 kms., concrete paved roads are 304.08061 kms. while gravel roads are 35.73938 kms and the unpaved road totaled to 39.31941 kms.. The record indicated that there is an increase of about 4.34 km in the length of asphalt paved roads as compared to the year 2011 which is 89.95494 kilometers.

Table 87 listed the 36 existing bridges along the national and barangays roads in Batangas City including the length in meters, descriptions and conditions.

5.2 Transportation

5.2.1 Land Transportation

Land transportation services in the city are readily available through public utility buses, public utility jeepneys, privately owned cars, vans, jeeps, and tricycles. For trips going to Metro Manila and neighboring provinces, the commuters can avail the public utility bus system, such as Batangas Star Express, RRCG Transit, Supreme Trans. Liner, Ceres Transport, ALPS (2), Barney, JAM Transit, DLTB Co., N. Dela Rosa Liner Inc., Inter Bats. Bus, KL CNG Bus Transport and SJ Park Ventures Inc.

The opening of the Southern Tagalog Access Road (STAR) in April 2008 which is a tollway component of the Philippine Nautical Highway with a length of 42 km. from Sto. Tomas, Batangas to the Batangas Port shortened the travel time from Metro Manila to Batangas City by about thirty to forty-five minutes.

With the implementation of the City's New Traffic Ordinance, public utility jeepney routes thru color and number coding scheme have been enforced. Parking areas and PUJ terminals have been designated for the different routes. With the devolution of power to grant franchises for tricycle operation from the Land Transportation Franchising and Regulatory Board (LTFRB) to the Batangas City Government, tricycle operators can now apply for their franchise from the

Transportation Development and Regulatory Office under the Office of the City Mayor. Like the public utility jeepneys, tricycles plying in the poblacion operates also through a color coding system. In 2012, the tricycle franchise issued by the LTO were 2,160 units but only 1,509 unit were with mayor's permit.

In an effort to address the worsening traffic problems in Batangas City, the city government has installed traffic signal lights along the seven (7) major intersections which was implemented in CY 1998 including the installation of one hundred twenty three (123) traffic signages. The city's traffic signal lights were upgraded in 2010 by replacing them with LED traffic lights and electronic timer.

In CY 2001, the city government installed a Closed Circuit Television (CCTV) Camera along P. Burgos St. and Rizal Avenue and two (2) overhead Variable Message Signs (VMS) along the National Highway in Kumintang Ibaba and P. Burgos St. in front of the City Hall as components of city transportation/traffic management program.

Air Service

There is no existing airport in Batangas City. Helicopters use the Batangas National High School ground, the Quezon Memorial Stadium, the PPA facilities and the Camp General Miguel Malvar (PNP Provincial Office Compound) in Barangay Alangilan as landing and take off areas.

5.2.2 Water Transportation

The Batangas Port under the administration of the Philippine Port Authority is presently considered the most modern and user friendly seaport in the country today. The port was expanded and developed in order to efficiently serve the neighboring island provinces of Mindoro Oriental, Mindoro Occidental, Romblon, Palawan, Aklan, Ilo-Ilo and Capiz and to further serve the development potentials of the CALABARZON and MIMAROPA Regions. The newly constructed foreign and domestic general cargo berths are vital to the demand requirements of foreign and domestic trades. The port also serves to supplement the facilities of the Port of Manila.

Berth facilities in the Batangas Port consist of the following:

1. One (1) Foreign General Cargo Berth 185.0 m. long and with 10.0 m. depth.
2. One (1) Multi-Purpose Berth 203.0 m. long and with 10.0 depth.

3. One (1) Domestic General Cargo Berth 120.0 m. long and with 6.0 depth.
4. One (1) Ferry Berth 124.0 m. long and with 4.0 depth.
5. Four (4) Ro-ro Berth Type and with 5.0 m. depth.
6. Two (2) Ro-ro Berth Wharf Type and with 5.0 m. depth.
7. Seven (7) Fast Craft Berth 70.0 m. long.
8. Small Crafts (Batel) Berth.

Other facilities are: storage areas, vehicle parking, passenger terminals and vendors' facilities.

In August 2006, the Philippine Ports Authority completed the Phase II component of the Batangas Port Development Project with an estimated total project cost of P2.885 Billion. The funds used for the project is part of the loan from the Japan Bank for International Cooperation (JBIC) formerly the OECF.

The constructed facilities of the BPDP Phase II include the following:

1. Dredging of inland part to 13 meters depth.
2. Reclamation of 64 hectares port area.
3. Construction of container berth with a length of 450 L.M.
4. Construction of container yard.
5. Construction of road network (including a flyover in Barangay Bolbok)
6. PPA Main building/pavement/warehouse/maintenance shop

The objective of the project is to provide access to cargo trade between the CALABARZON area and the rest of the country and the world, as well as to serve as a supplementary port to cargoes that can no longer be accommodated at the port of Manila. It will definitely promote both domestic and international trade that will enhance economic growth for the country.

5.3 Water Supply

The Batangas Water Supply System was jointly constructed by the governments of the Philippines and the United States of America in 1926. It was first supervised and managed by the Bureau of Public Works while the local operation and management were undertaken by the Batangas Municipal Government. In 1957, the system was turned over to NAWASA and in 1971, the city government decided to manage its own system.

The waterworks system was formally transferred by the city government to the Batangas City Water District (BCWD) in 1975 through Presidential Decree No. 128, wherein the Batangas City Water District (BCWD) was subsequently created under the mandates of the Local Water Utilities Administration (LWUA) which provided financial and technical assistance to the water district.

The Batangas City Water District supplies water to its beneficiaries by pumping from ground water deepwells and distributing to its consumers thru the following systems:

- a. to Low Level Zone - By gravity from reservoir passing thru the Break Pressure Chamber
- b. to Medium Level Zone - gravity flow from reservoir
- c. to High Level Zone - direct-to-line pumping from Soro-Soro Karsada pumping station supported by booster pumping from the Alangilan pumping center.
- d. Supplement to Medium - direct to line pumping from Kumintang and Calicanto and Low Level Zones pumping center.
- e. For the barangays far from the main service area, there are separate water supply system for Paharang Kanluran, Dumantay and Dalig using direct-to-line pumping.

The average water supply/production capacity/month for the year 2005 is 802,000 cubic meters while the average demand/consumption capacity/month is 505,000 cubic meters. The length of mains used spans to 164.215 kilometers.

Rural Barangays Water Supply

Thru the financial assistance of the USAID, seven (7) rural barangays have been provided with waterworks system under the Barangay Water Program (BWP) in the early 1980’s. These barangays were Tingga Itaas, Concepcion, Tulo, Banaba East, Balete, Sampaga and Sampaga West-Pallocan East.

To date, a total of sixty-six (66) Rural Waterworks Associations were provided with level III waterworks system by the city government in forty-nine (49) barangays.

At present, resident of several barangays particularly those located within the watershed areas of Mt. Banoy like barangays Cumba, Haligue Silangan/Kanluran, Maruclap, Pinamucan Silangan, Talahib Payapa/Pandayan, Talumpok Kanluran/Silangan and San Jose Sico depend largely for their water supply requirement from the springs with storage/catchment facilities.

5.4 Power Supply

Out of the total 105 barangays in the city, ninety-nine (99) barangays are being provided by the Manila Electric Company (MERALCO) with electricity. But some portions of Barangay San Jose Sico is being served by the Batangas Electric Cooperative II (BATELEC II).

With regards to the six barangays located in Verde Island, the residents depend on diesel fired power generators and solar energy devices for their electricity requirements.

In CY 2011, the remaining barangays in the city's mainland which included Dela Paz Proper, Dela Paz Pulot Itaas, Dela Paz Pulot Aplaya, San Jose Sico, Talumpok Silangan and Talahib Pandayan were finally served with electricity by MERALCO.

5.5 Communications and Mass Media

5.5.1 Radio Stations

At present, there are eight (8) radio stations comprised of seven (7) FM and one (1) AM frequencies operating in the city namely: the DWAM Spirit FM, Baycomms Radio (DWEY-FM), Lyceum Campus Radio (FM), Radyo Natin 91.9 FM, BSU Campus Radio 107.4 FM DWAL 95.9 FM, UB Campus Radio and the DWAW-AM. These radio stations provide varied entertainment/information programs for the residents of the city and other nearby localities within the province.

5.5.2 Telegraph/Telegram/Messengerial (Courier) Services

The government owned telecommunication office (DOTC) provides the telex and telegraph services. In addition, there are eight (8) more messengerial services operating in the city which include the Philippine Postal Corporation, Universal Storefront Services, JRS Express, WWW Express, LBC, Abest Express, 2GO and M&M Services.

5.5.3 Telephone System

The Philippine Long Distance Telephone Company (PLDT), Digitel Mobile Philippines, Bayan Telecommunication and Globe Telecom Inc., provide landline phone services in the city

Additionally, mobile phone services are presently being provided by Smart, Globe Tel. and Sun Cellular.

5.5.4 Internet Service Provider

Batangas City has also facilities providing the latest communication technology not only nationwide but worldwide as well. Everyone can now avail of internet service right in the comfort of their homes, offices and in the different internet cafés within the city. There are six (6) internet service providers in the city which includes the Smart Communication Inc., PLDT Company, Innove Telecommunications (Globe), Digitel Telecommunications Phils., Inc., Bulahawdotcom/Mozcom Batangas and the Batangas CATV Inc..

5.5.5 Publication

All daily circulated national newspapers, tabloids and magazines from Metro Manila are readily available in the city. There are also eight (8) locally published newspapers like the BALIKAS, Diyaryo Veritas, Headlines News Today, Puntong Ala-Eh Newsletter, Tala-Balita, Sun-Star People's Courier, The Batangas Post and The Southern Tagalog Herald-Batangas which are being circulated regularly.

**TABLE 70. NUMBER OF SERVICE CONNECTIONS
PER CONSUMER CATEGORY
Batangas City
CY 2012**

CONSUMER CATEGORY	SIZE	METERED	UNINSTALLED	TOTAL
Residential	¾"			-
	½"	30,975	9	30,984
	¾"			-
	1"	3		3
	1½"			-
	2"			-
<i>Sub - Total</i>		30,978	9	30,987
Government Agencies including Government-Owned-and-Controlled-Corporations	¾"			-
	½"	158		158
	¾"			-
	1"	10		10
	1½"			-
	2"	14		14
	4"	1		1
	6"			-
	10"			-
<i>Sub - Total</i>		183	-	183
Commercial & Industrial Establishments	¾"			-
	½" A	1,425		1,425
	½" B	1,302		1,302
	¾"	-		-
	1"	34	1	35
	1½"			-
	2"	23		23
	3"	1		1
	4"	3		3
	6"	1		1
	10"	1		1
<i>Sub - Total</i>		2,790	1	2,791
Wholesale	1½"			-
	2"			-
	3"			-
	4"			-
<i>Sub - Total</i>		-	-	-
GRAND TOTAL		33,951	10	33,961

Total No. of Households/Establishments Served	=	Total No. of Service Connections
	=	33,961
Total No. of Barangay Served	=	56
Total Serve Population	=	171,530
Ave. Water Supply/Production Capacity/Month	=	44,000 m³/month
Ave. Demand/Consumption Capacity/Month	=	28,400 m³/month
Kms. of Main Used	=	251.997 km.

SOURCE : Batangas City Water District

**TABLE 71. TOTAL CONSUMPTION OF METERED
CONNECTION IN CUBIC METERS
for the Year 2012
Batangas City**

ZONE NO.	RESIDENTIAL	GOVERNMENT	COMMERCIAL/ INDUSTRIAL		P.A.	WHOLESALE/ BULK	TOTAL
			A	B			
11	35,253	-	8,049	1,290	-	-	44,592
12	34,029	328	-	1,081	-	-	35,438
13	40,968	4	900	772	-	-	42,644
14	43,876	-	1,046	197	-	-	45,119
15	30,605	85	26	-	-	-	30,716
16	29,002	-	5,930	820	-	-	35,752
21	25,960	-	7,471	1,439	-	-	34,870
22	35,944	-	1,657	1,723	-	-	39,324
23	32,604	-	7,939	1,889	-	-	42,432
24	38,400	-	8,915	1,316	-	-	48,631
25	38,706	1,822	4,906	4,868	-	-	50,302
31	39,920	1,108	2,782	293	-	-	44,103
32	43,930	-	163	-	-	-	44,093
33	34,963	13	549	458	-	-	35,983
34	31,901	101	4,048	3,199	-	-	39,249
35	35,857	1,180	1,204	2,187	-	-	40,428
36	35,022	-	7,628	5,675	-	-	48,325
41	33,942	-	39,081	1,074	-	-	74,097
42	37,409	-	784	-	-	-	38,193
43	37,772	9	617	956	-	-	39,354
44	35,955	-	383	794	-	-	37,132
45	36,080	-	634	1,423	-	-	38,137
51	35,342	1,330	24,955	3,832	-	-	65,459
52	37,273	-	85	-	-	-	37,358
53	42,323	-	1,101	521	-	-	43,945
54	34,189	-	5,952	1,541	-	-	41,682
55	29,865	4,185	1,415	2,209	-	-	37,674
56	28,109	-	2,932	292	-	-	31,333
61	29,806	-	2,778	1,104	-	-	33,688
62	29,174	5,846	4,943	1,184	-	-	41,147
63	33,343	-	7,116	1,746	-	-	42,205
64	32,709	-	-	-	-	-	32,709
65	30,381	-	7,883	3,289	-	-	41,553
71	38,347	-	1,135	754	-	-	40,236
72	39,714	909	124	138	-	-	40,885
73	37,550	-	3,400	2,162	-	-	43,112
74	33,204	-	1,766	-	-	-	34,970
75	31,171	-	4,832	1,127	-	-	37,130
76	35,509	-	247	731	-	-	36,487
81	30,785	-	227	424	-	-	31,436
82	40,651	-	2,318	-	-	-	42,969
83	42,918	-	1,898	-	-	-	44,816
84	47,053	-	2,959	1,833	-	-	51,845
85	30,502	-	6,762	1,451	-	-	38,715
91	40,016	-	101	-	-	-	40,117
92	40,718	-	542	-	-	-	41,260
93	41,204	-	7,251	548	-	-	49,003
94	35,650	-	1,039	1,468	-	-	38,157
95	39,962	-	2,526	-	-	-	42,488
96	37,922	-	437	42	-	-	38,401
101	28,600	-	4,760	9,723	-	-	43,083
102	33,492	-	275	-	-	-	33,767
103	35,125	-	2,374	267	-	-	37,766
104	31,850	-	3,083	8,833	-	-	43,766
105	31,325	-	3,489	991	-	-	35,805
111	33,802	713	2,048	-	-	-	36,563
112	30,821	-	1,878	909	-	-	33,608
113	31,068	-	940	1,175	-	-	33,183
114	35,586	-	409	-	-	-	35,995
115	27,367	63	366	-	-	-	27,796
116	33,707	58	3,838	2,542	-	-	40,145
121	24,784	-	9,828	2,809	-	-	37,421
122	40,413	-	5,995	3,138	-	-	49,546
123	16,331	-	28,298	5,803	-	-	50,432

continuation . . . **TABLE 71. TOTAL CONSUMPTION OF METERED
CONNECTION IN CUBIC METERS**
for the Year 2012
Batangas City

ZONE NO.	RESIDENTIAL	GOVERNMENT	COMMERCIAL/ INDUSTRIAL		P.A.	WHOLESALE/ BULK	TOTAL
			A	B			
124	44,505	-	499	-	-	-	45,004
125	40,482	-	1,228	717	-	-	42,427
131	33,004	-	372	1,340	-	-	34,716
132	36,982	-	1,006	400	-	-	38,388
133	44,227	-	85	-	-	-	44,312
134	33,176	-	40	-	-	-	33,216
135	24,339	-	2,395	4,781	-	-	31,515
136	21,523	-	1,432	1,801	-	-	24,756
141	19,996	-	2,519	8,746	-	-	31,261
142	27,249	-	1,118	6,423	-	-	34,790
143	26,579	444	475	6,214	-	-	33,712
144	35,087	-	1,882	2,219	-	-	39,188
145	43,706	-	3,302	208	-	-	47,216
151	35,472	-	6,643	3,586	-	-	45,701
152	37,766	-	4,723	1,676	-	-	44,165
153	32,571	-	2,074	1,754	-	-	36,399
154	34,590	-	2,030	3,417	-	-	40,037
155	69,586	-	8,997	598	-	-	79,181
156	30,492	-	359	103	-	-	30,954
161	33,835	-	829	68	-	-	34,732
162	21,146	-	118,910	3,322	-	-	143,378
163	27,709	-	14,999	1,219	-	-	43,927
164	34,105	-	4,060	281	-	-	38,446
165	52,995	-	1,736	2,014	-	-	56,745
171	47,092	-	1,787	260	-	-	49,139
172	31,233	2,514	280	-	-	-	34,027
173	36,566	381	1,517	1,632	-	-	40,096
174	28,243	-	1,566	451	-	-	30,260
175	41,044	-	2,878	-	-	-	43,922
176	45,833	-	287	-	-	-	46,120
181	41,267	-	1,757	2,011	-	-	45,035
182	28,043	-	18	-	-	-	28,061
183	25,187	-	1,142	-	-	-	26,329
184	33,636	3,088	11	-	-	-	36,735
185	33,848	-	6,027	2,105	-	-	41,980
191	41,354	-	2,506	-	-	-	43,860
192	51,406	-	786	-	-	-	52,192
193	36,341	-	-	1,836	-	-	38,177
194	34,632	-	441	273	-	-	35,346
195	37,963	140	69	186	-	-	38,358
196	37,364	-	220	-	-	-	37,584
201	40,687	-	-	73	-	-	40,760
202	34,636	10,107	3,026	6,186	-	-	53,955
203	41,709	-	2,477	2,323	-	-	46,509
204	39,633	-	985	710	-	-	41,328
205	17,175	-	11,890	4,681	-	-	33,746
211	33,709	-	5,006	3,312	-	-	42,027
212	26,693	9,051	1,476	2,657	-	-	39,877
213	27,169	-	3,170	1,181	-	-	31,520
214	21,779	-	3,879	1,060	-	-	26,718
215	31,376	-	3,795	4,175	-	-	39,346
216	16,363	-	16,491	9,684	-	-	42,538
221	14,791	-	12,294	10,001	-	-	37,086
222	27,345	69	5,846	3,005	-	-	36,265
223	26,253	-	389	3,661	-	-	30,303
224	35,711	-	1,884	1,278	-	-	38,873
225	28,354	-	1,291	3,842	-	-	33,487
231	25,606	-	22,114	4,183	-	-	51,903
232	35,873	-	3,653	1,012	-	-	40,538
233	27,917	-	928	105	-	-	28,950
234	27,441	-	12,740	682	-	-	40,863
235	18,056	-	13,261	3,985	-	-	35,302
236	39,281	-	-	-	-	-	39,281

continuation . . . **TABLE 71. TOTAL CONSUMPTION OF METERED
CONNECTION IN CUBIC METERS**
for the Year 2012
Batangas City

ZONE NO.	RESIDENTIAL	GOVERNMENT	COMMERCIAL/ INDUSTRIAL		P.A.	WHOLESALE/ BULK	TOTAL
			A	B			
241	34,671	142	1,087	257	-	-	36,157
242	33,260	-	100	-	-	-	33,360
243	37,680	128	98	-	-	-	37,906
244	45,327	537	-	-	-	-	45,864
245	32,380	5,424	3,099	1,666	-	-	42,569
251	26,510	-	188	1,580	-	-	28,278
252	33,145	-	4,047	1,533	-	-	38,725
253	33,892	-	2,793	21	-	-	36,706
254	39,345	-	353	45	-	-	39,743
255	31,452	-	348	1,843	-	-	33,643
256	21,684	-	25,807	9,653	-	-	57,144
261	29,487	1,786	31	2,651	-	-	33,955
262	28,815	-	323	-	-	-	29,138
263	31,729	-	1,331	-	-	-	33,060
264	32,222	-	2,589	2,756	-	-	37,567
265	31,937	-	645	953	-	-	33,535
271	30,286	-	151	813	-	-	31,250
272	35,961	-	-	375	-	-	36,336
273	40,857	-	-	-	-	-	40,857
274	43,485	-	1,548	390	-	-	45,423
275	40,649	-	661	438	-	-	41,748
276	26,493	9,027	235	239	-	-	35,994
281	24,211	-	-	228	-	-	24,439
282	27,607	-	6,257	178	-	-	34,042
283	28,251	-	2,673	2,671	-	-	33,595
284	27,102	-	3,714	2,522	-	-	33,338
285	27,629	-	33,050	1,679	-	-	62,358
286	45,216	-	-	-	-	-	45,216
291	21,645	-	-	130	-	-	21,775
292	28,738	-	-	16	-	-	28,754
293	30,186	-	1,509	180	-	-	31,875
294	30,070	149	77	168	-	-	30,464
295	35,059	-	2,700	3,040	-	-	40,799
296	42,266	-	-	-	-	-	42,266
301	39,037	-	-	-	-	-	39,037
302	39,014	-	220	-	-	-	39,234
303	36,618	-	-	-	-	-	36,618
304	28,982	-	7,243	3,856	-	-	40,081
305	33,927	184	15,222	1,838	-	-	51,171
311	11,917	132	15,459	5,459	-	-	32,967
312	4,482	-	8,364	13,448	-	-	26,294
313	20,687	-	6,900	4,494	-	-	32,081
314	22,773	-	16,366	5,333	-	-	44,472
315	38,652	103	368	1,406	-	-	40,529
316	9,849	71	33,276	5,213	-	-	48,409
321	43,259	341	6,578	264	-	-	50,442
322	41,999	-	544	285	-	-	42,828
323	38,532	-	1,633	3,539	-	-	43,704
324	22,358	-	16,659	3,926	-	-	42,943
325	33,015	80	31	1,148	-	-	34,274
331	33,557	-	4	-	-	-	33,561
332	36,450	-	1,348	996	-	-	38,794
333	36,297	-	474	72	-	-	36,843
334	44,676	2,438	1,465	1,889	-	-	50,468
335	37,800	-	-	-	-	-	37,800
336	39,948	-	191	363	-	-	40,502
341	32,642	523	1,699	813	-	-	35,677
342	25,951	-	156	171	-	-	26,278
343	32,418	-	9,337	4,355	-	-	46,110
344	43,640	832	5,884	921	-	-	51,277
345	32,714	-	598	268	-	-	33,580
351	33,451	-	7,006	781	-	-	41,238
352	33,874	-	579	2,443	-	-	36,896

continuation . . . **TABLE 71. TOTAL CONSUMPTION OF METERED CONNECTION IN CUBIC METERS**
for the Year 2012
Batangas City

ZONE NO.	RESIDENTIAL	GOVERNMENT	COMMERCIAL/ INDUSTRIAL		P.A.	WHOLESALE/ BULK	TOTAL
			A	B			
353	44,309	-	540	1,743	-	-	46,592
354	38,896	-	1,702	4,057	-	-	44,655
355	36,398	-	740	-	-	-	37,138
356	29,325	-	11	26	-	-	29,362
361	24,903	2,707	758	1,091	-	-	29,459
362	33,843	-	481	870	-	-	35,194
363	29,256	-	732	624	-	-	30,612
364	46,215	-	1,893	2,211	-	-	50,319
365	27,715	-	4,589	3,059	-	-	35,363
371	45,119	-	2,288	1,505	-	-	48,912
372	35,434	-	2,444	572	-	-	38,450
373	29,600	-	3,512	1,571	-	-	34,683
374	33,727	-	3,114	802	-	-	37,643
375	35,994	-	865	218	-	-	37,077
376	33,892	-	149	1,924	-	-	35,965
381	28,442	-	898	-	-	-	29,340
382	26,067	-	1,268	264	-	-	27,599
383	36,566	-	1,962	-	-	-	38,528
384	33,717	-	-	-	-	-	33,717
385	36,886	-	1,191	-	-	-	38,077
391	27,542	-	363	-	-	-	27,905
392	32,329	1,890	5	489	-	-	34,713
393	28,488	-	1,442	-	-	-	29,930
394	15,906	-	-	-	-	-	15,906
395	19,525	-	-	-	-	-	19,525
396	19,761	-	1,245	-	-	-	21,006
401	29,418	-	1,692	-	-	-	31,110
402	31,390	-	280	1,149	-	-	32,819
403	28,247	966	-	-	-	-	29,213
404	30,102	-	361	-	-	-	30,463
405	1,914	351,639	113,273	-	-	-	466,826
406	-	-	-	-	33,859	8,696	42,555
Wholesale	-	-	-	-	-	111	111
	7,326,182	422,647	999,433	342,958	33,859	8,807	9,133,886
LESS: ADJUSTMENT							-
GRAND TOTAL							9,133,886

Minimum Charges (per cu. m.)		
Residential	-----	205.00
Commercial - (A)	-----	410.00
Commercial - (B)	-----	307.50
Government	-----	205.00
Wholesale	-----	61.50 per cu. m.

SOURCE : Batangas City Water District

TABLE 72. WATER RATES

**Batangas City
CY 2012**

CONSUMERS CATEGORY	SIZES (Ø)	SERVICE CHARGE 1st 10 cu.m. (in Pesos)	COMMODITY CHARGES over 10 cum. (in Pesos)			
			Effective July 2010			
			11-20	21-30	31-40	41 - up
Residential and Government	½"	205.00	22.50	24.70	27.00	29.50
	¾"	328.00				
	1"	656.00				
	1½"	1,640.00				
	2"	4,100.00				
	3"	7,380.00				
	4"	14,760.00				
Commercial "A"	½"	410.00	45.00	49.40	54.00	59.00
	¾"	656.00				
	1"	1,312.00				
	1½"	3,280.00				
	2"	8,200.00				
	3"	14,760.00				
	4"	29,520.00				
Commercial "B"	½"	307.50	33.75	37.05	40.50	44.25
	¾"	492.00				
	1"	984.00				
	1½"	2,460.00				
	2"	6,150.00				
	3"	11,070.00				
	4"	22,140.00				
Wholesale		P 61.50 /cu.m.				

*As per LWUA Board Resolution No. 55 dated April 22, 2008
April 22, 2008*

SOURCE : Batangas City Water District

TABLE 73. WATER RESOURCE INVENTORY
Batangas City
CY 2012

BARANGAYS	SHALLOW WELL				ARTESIAN WELL				MOTOR DRIVEN WELL				WATERWORKS SYSTEM		BCWD	OPEN / DUG WELL	PARTLY SERVICED BY BCWD
	PUBLIC		PRIVATE		PUBLIC		PRIVATE		PUBLIC		PRIVATE						
	S	US	S	US	S	US	S	US	S	US	S	US	SPRING	GROUND WATER			
GRAND TOTAL	396	27	1323	17	325	249	112	6	55	4	233	1	88	138		43	
Poblacion (Barangay 1 to 24)	54	3	180	3							52			1	X	1	
Alangilan					5	9	3								X		
Ambulong	17	1	48		2	5			3					2			
Balagtas					2	5								1	X		
Balete					11	24	1		1		1			7			
Banaba Center					11	14	2		1		1			4			
Banaba East					5	4								2			
Banaba South					10		1	1	2		6			2			X
Banaba West						9								3			
Bilogo						2							1	2			
Bolbok	2	1	6		10		2				1			2	X		
Bucal			1		10	4	21		1		33			2			
Calicanto	39	2	24	2											X		
Catandala					1		1							2			
Concepcion					2	8			1		16			4			
Conde Itaas					12				1				2	2			
Conde Labac	3				8				1					2			
Cumba													8			1	
Cuta	4		242			8					1				X		
Dalig			1		5	5	3								X		
Sub-Total	119	7	502	5	94	97	34	1	11	0	111	0	11	38		2	

S - Serviceable

US - Unserviceable

BCWD - Batangas City Water District

continuation... TABLE 73. WATER RESOURCE INVENTORY
Batangas City
CY 2012

BARANGAYS	SHALLOW WELL				ARTESIAN WELL				MOTOR DRIVEN WELL				WATERWORKS SYSTEM		BCWD	OPEN / DUG WELL	PARTLY SERVICED BY BCWD
	PUBLIC		PRIVATE		PUBLIC		PRIVATE		PUBLIC		PRIVATE						
	S	US	S	US	S	US	S	US	S	US	S	US	SPRING	GROUND WATER			
Dela Paz Proper	36		69	2	1	1	3	2					1				
Dela Paz Pulot Aplaya	21	1	75	2	3		2						11				
Dela Paz Pulot Itaas	7	1											2				X
Dumantay						3			3		1			4			
Dumuclay					10		5				2			5			X
Gulod Itaas				1	3	2	3	1	2	1				1			
Gulod Labac	3		25		3	2	4				2			1			
Haligue Kanluran	1												4	1			
Haligue Silangan	1						1						2				
Ilijan	12		57										2	2			
Kumintang Ibaba	3				1		2		1		1				X		
Kumintang Ilaya					2	1									X		
Libjo	13	3	191	1	13	1	2					24		1			
Liponpon Isla Verde	9															1	
Maapaz						4								3			
Mabacong	7	2			3								1				
Mahabang Dahilig					4												
Mahabang Parang					5	3					2			1			X
Mahacot Kanluran						4								2			
Mahacot Silangan						6								1			
Malalim					2	1								3		5	
Malibayo					2	3							3				
Sub-Total	113	7	417	6	52	31	22	3	6	1	32	0	26	25		6	

S - Serviceable

US - Unserviceable

BCWD - Batangas City Water District

continuation... TABLE 73. WATER RESOURCE INVENTORY
Batangas City
CY 2012

BARANGAYS	SHALLOW WELL				ARTESIAN WELL				MOTOR DRIVEN WELL				WATERWORKS SYSTEM		BCWD	OPEN / DUG WELL	PARTLY SERVICED BY BCWD
	PUBLIC		PRIVATE		PUBLIC		PRIVATE		PUBLIC		PRIVATE						
	S	US	S	US	S	US	S	US	S	US	S	US	SPRING	GROUND WATER			
Malitam	1	4			1										X	1	
Maruclap													5				
Pagkilatan	9		33	3	4	1								1		3	
Paharang Kanluran						6								1	X		
Paharang Silangan					1									2			
Pallocan Kanluran			105	2		1					9			2			
Pallocan Silangan					4	4								2			
Pinamucan Ibaba	2	1	11		1							1	1	1			
Pinamucan Silangan	2	1			4								3			2	
Pinamucan Proper	1		27		10		8				2			2		8	X
Sampaga					3	7					9			4			
San Agapito, Isla Verde	7	2	15			4										4	
San Agustin Kanluran, I.V.	10				4											1	
San Agustin Silangan, I.V.	10	1			2	1				1						4	
San Andres, Isla Verde	13		6		2	2										1	
San Antonio, Isla Verde	7		1		6	2			2							9	
San Isidro	3		3		7	3	24	1	4	1	33			5			
San Jose Sico	4				28	4			7				1	1			
San Miguel	5		1		16	3	3						3	4			
San Pedro					10	13			8					3			
Sta. Clara	2														X		
Sta. Rita Aplaya	5		7								3			2			
Sub-Total	81	9	209	5	103	51	35	1	21	2	56	1	13	30		33	

S - Serviceable US - Unserviceable BCWD - Batangas City Water District

continuation... **TABLE 73. WATER RESOURCE INVENTORY**
Batangas City
CY 2012

BARANGAYS	SHALLOW WELL				ARTESIAN WELL				MOTOR DRIVEN WELL				WATERWORKS SYSTEM		BCWD	OPEN / DUG WELL	PARTLY SERVICED BY BCWD
	PUBLIC		PRIVATE		PUBLIC		PRIVATE		PUBLIC		PRIVATE						
	S	US	S	US	S	US	S	US	S	US	S	US	SPRING	GROUND WATER			
Sta. Rita Karsada	3		58		9		14				12			1	X		
Sto. Domingo													6				
Sto. Niño	4	1			2	2	2	1					2	1		1	
Sirang Lupa					13	1								5			
Simlong	5	1	67										2	4		1	
Sorosoro Ibaba					3	6					12			5			
Sorosoro Ilaya					4	9	2				3			4			X
Sorosoro Karsada					5	3			3					2	X		X
Tabangao Aplaya	24	1	6		1				1	1	1			3			
Tabangao Dao	7				4	10							4	2			
Talahib Pandayan	39	1	59	1	10	3	1						2				
Talahib Payapa					2								6				
Talumpok Kanluran					2	10							6	4			
Talumpok Silangan													10				
Tingga Itaas					5	6	1		11		5			8			
Tingga Labac					9	6			1						X		
Tulo					7	14	1		1		1			6			
Wawa	1		5												X		
Sub-Total	83	4	195	1	76	70	21	1	17	1	34	0	38	45		2	

S - Serviceable US - Unserviceable BCWD - Batangas City Water District

SOURCE : **City Engineer's Office**
Batangas City

TABLE 74. LIST OF BARANGAY RURAL WATERWORKS SANITATION ASSOCIATIONS

**Batangas City
as of May 2013**

No.	BARANGAY	PRESIDENT	No. of Beneficiaries (By Household)	Year Implemented	Project Cost (in Pesos)	Source of Fund
1	Sampaga Center	Zosimo Dimaandal	385	1983	346,426.00	BWP/USAID
2	Tinga Itaas	Mario Faral	385	1984	693,689.00	BWP/USAID
3	Concepcion	Cesar Petalino	655	1985	1,435,860.00	BWP/USAID
4	Tulo (Proper)	Edgar Javier	368	1986	1,174,000.00	BWP/USAID
5	Balete (Proper)	Luisita Salazar	280	1987	1,594,000.00	BWP/USAID
6	Banaba East	Conrado Gonzales	408	1987	1,147,000.00	BWP/USAID
7	Sampaga West-Pallocan East	Eugenio Dimacuha	392	1989	970,003.00	BWP Trust Fund
		<i>Sub-Total</i>	2,873		7,360,978.00	
8	Banaba Center	Perfecto Hernandez	450	1992	1,590,710.00	Local Fund
9	Banaba South	Ronald Lontoc	469	1992	829,639.00	Local Fund
10	Gulod Itaas	Raymundo Berania	253	1992	1,195,483.00	Local Fund
11	Gulod Labac	Rizalita Lumanglas	675	1992	1,221,496.00	Local Fund
12	Mahacot Silangan	Loreto Perez	194	1992	1,446,115.00	Local Fund
13	Mahacot Kanluran	Agnes Perez	194	1992	233,310.00	Local Fund
14	Paharang Silangan	Mario Antenor	285	1994	1,493,486.00	Local Fund
15	Pallocan Silangan (Proper)	Macaria Asuncion	147	1994	689,370.00	Local Fund
16	Sirang Lupa	Baltazara Aquino	389	1994	1,514,225.00	Local Fund
17	Balete (Relocation Site)	Farley Jimenez	717	1995	2,558,941.00	Local Fund
18	Catandala	Eugenio Atienza	208	1995	1,539,400.00	Local Fund
19	Conde Labac	Vivencio Ramirez	378	1995	1,696,030.00	Local Fund
20	Dumuclay Proper	Leonides Landicho	369	1995	1,674,314.00	Local Fund
21	San Isidro	Greg Almeron	872	1995	2,102,115.00	Local Fund
22	San Miguel	Candido Villena	360	1995	1,653,410.00	Local Fund
23	Tulo (Looban)	Julian De Chavez	221	1995	1,224,000.00	Local Fund
24	Bilogo	Rodolfo Reyes	354	1996	1,780,000.00	Local Fund
25	Libjo (Tanguisan-TALIWASA)	Danny De Chavez	319	1996	1,200,000.00	Local Fund

continuation... **TABLE 74. LIST OF BARANGAY RURAL WATERWORKS SANITATION ASSOCIATIONS**

Batangas City
as of May 2013

No.	BARANGAY	PRESIDENT	No. of Beneficiaries (By Household)	Year Implemented	Project Cost (in Pesos)	Source of Fund
26	Pallocan Silangan (Ibaba)	Chiqui Cataga	250	1996	1,200,000.00	Local Fund
27	San Pedro (Proper)	Placido Alcayde	224	1996	1,658,380.00	Local Fund
28	Tulo (Silangan)	Romeo Bagot	237	1996	540,000.00	Local Fund
29	Malalim	Bemarao Evangelista	276	1997	3,021,761.00	Local Fund
30	Pinamucan Silangan (Spring)	Basilio Abag	160	1997	700,000.00	Local Fund
31	Tabangao Ambulong	Julian Pentinio	675	1997	1,700,000.00	Local Fund
32	Bucal	Sonny De Castro	607	1998	2,047,900.00	Local Fund
33	Dumuclay (Ibaba)	Carlito Cueto	359	1998	1,144,589.00	Local Fund
34	Maapaz	Elsie Panganiban	63	1998	868,327.00	Local Fund
35	San Pedro (Baldeo)	Victorino Perez	66	1998	1,165,000.00	Local Fund
36	Banaba West		649	1999	576,650.00	Local Fund
37	Paharang Kanluran	Nepomuceno Gupit	133	1999	1,200,000.00	Local Fund
38	Pinamucan Ibaba	Lorena Calilung	290	1999	774,000.00	Local Fund
39	Pinamucan Proper (Bayanan)	Rufina Bobadilla	74	1999		Barangay Fund
40	Conde Itaas	Maximo De Torres	276	2000	1,200,000.00	Local Fund
41	Ilijan (Lilinguiwan-Spring)	Nicolas Bayeta	109	2000		Barangay Fund (DOE ER I-94)
					250,000.00	Local Fund
42	Tingga Itaas (TIWA)	Juancho Fedelin	86	2000	144,455.00	Local Fund
43	Balete (Silangan)	Danilo Garcia	186	2001	386,750.00	Local Fund
44	Soro-soro Ilaya	Domingo Bagsit	59	2001	1,119,491.00	Local Fund
45	Sta. Rita Karsada	Zenaida Sandro	527	2001	1,784,727.80	Local Fund
46	Tabangao Dao (Level 2 RWSA)	Maylin Malibiran	68	2001	1,299,640.00	Local Fund
47	Tabangao Aplaya I	Edralyn Pagcaliwagan	316	2002	1,200,000.00	Local Fund
48	Haligue Kanluran	Felimon Manalo	201	2003	1,750,000.00	National
49	Malibayo	Benito Pagcaliwagan	80	2003	1,520,000.00	National
50	San Pedro (Pulo)	Gil Agrao	87	2003	1,530,200.00	Local Fund

continuation... TABLE 74. LIST OF BARANGAY RURAL WATERWORKS SANITATION ASSOCIATIONS
Batangas City
as of May 2013

No.	BARANGAY	PRESIDENT	No. of Beneficiaries (By Household)	Year Implemented	Project Cost (in Pesos)	Source of Fund
51	Soro-soro Ibaba	George Duran	135	2003	1,093,700.00	Local Fund
52	Talumpok Kanluran (Guinto)	Calixto Landicho	238	2003	1,735,800.00	Local Fund
53	Balagtas (Pulo)	Joselito Macalalad	278	2004	2,074,373.80	Local Fund
54	Balete (Sahingan)	Lucio Cuevas	413	2004		Local Fund
55	Simlong	Ireneo Manalo	533	2004	1,779,000.00	Local Fund
56	Sto. Niño (Ilaya)	Eugenio Ebora	63	2004		Provincial Fund
57	Tabangao Aplaya II (Sitio Berberabe)	Davies Quinio	72	2005	3,941,282.15	Local Fund
58	Talumpok Kanluran (Pico)	Rosalito Macalalad	187	2007	2,296,619.00	Local Fund
59	Mahabang Dahilig	Stanley Asi	139	2008	2,084,924.00	Local Fund
60	Sampaga Silangan	Benjamin Mendoza	188	2010	4,317,236.00	Local Fund
61	Soro-soro Karsada (Sitio Silangan)	Javier Casas	34	2010	4,722,533.00	Local Fund
62	Sto. Niño II	Margarito Hernandez	90	2008	7,200,000.00	Local Fund
63	BUBI (Buklod Unlad ng Batangas Inc.)	Cristina Salas	67	2011	5,506,810.00	Local Fund
64	Bolbok	Marianito Catibog	144	2012	4,860,282.00	Local Fund
65	Ilijan	Felipe Concepcion	499	2012	1,600,000.00	Barangay Fund (DOE ER I-94)
66	Talumpok Kanluran (Sitio Baklas)	Nilo Gaza	38	2012	3,000,000.00	Local Fund
		<i>Sub-Total</i>	16,030		100,636,474.75	
		Total	18,903 x ave.hh.m (5)		107,997,452.75	
TOTAL BENEFICIARIES			94,515	TOTAL PROJECT COST	107,997,452.75	

**TABLE 75. LIST OF BARANGAYS IN ISLA VERDE
WITHOUT ELECTRICITY**

BARANGAY	LAND AREA (Has.)	POPULATION	NUMBER OF HOUSEHOLD
San Agapito	356.6519	1,242	392
San Agustin Kanluran	214.4186	746	289
San Agustin Silangan	252.3842	809	283
San Andres	254.9533	1,014	257
San Antonio	405.8977	1,145	434
Liponpon	193.7872	778	283
T O T A L	1,678.09	5,734	1,938

Note: *Residents of these barangays depend their electricity supply on power generators, solar equipment and storage batteries for their electricity*

**TABLE 76. COSTUMER COUNT, ELECTRICITY CONSUMPTION AND
KILOWATT SALES BY TYPE OF CONSUMERS
CY 2011 - 2012**

TYPE	YEAR-END CUSTOMER COUNT		ANNUAL kWh SALES		kWh / day ¹		kWh / customer ²		AVERAGE RATE PER kWh ³	
	2012	2011	2012	2011	2012 ^a	2011 ^b	2012	2011	2012	2011
T O T A L	61,413	59,616	219,459,378	207,593,033	599,616	568,748	3,574	3,482	9.6368	9.1355
Residential	56,698	55,093	97,118,054	91,630,619	265,350	251,043	1,713	1,663	11.1521	10.5179
Commercial	4,586	4,393	103,962,690	97,678,105	284,051	267,611	22,670	22,235	9.8578	9.2731
Industrial	16	17	15,710,822	15,495,218	42,926	42,453	981,926	911,483	7.8415	7.4799
Street Lighting	113	113	2,667,812	2,789,091	7,289	7,641	23,609	24,682	11.8491	11.0369

Notes :

1. kWh Consumption per Day per Customer Segment
 - a. For 2012: Annual kWh Sales / 366 days
 - b. For 2011: Annual kWh Sales / 365 days
2. Annual kWh Sales / Year-End Costumer Count
3. Retail Rates are the same for areas within the Meralco Franchise Area

**SOURCE : Utility Economics
MERALCO, Batangas Branch**

**TABLE 77. TOTAL NUMBER OF REGISTERED TRICYCLES
OPERATING IN BATANGAS CITY
CY 2012**

ROUTE CODE	COLOR CODE	NO. OF UNITS	NO. OF UNITS w/ MAYOR'S PERMIT
T O T A L		2,160	1,509
G - 1 (see Annex W)	ORANGE	194	159
G - 2 (see Annex X)	GREEN	538	509
G - 3 (see Annex Y)	BLUE	268	220
G - 4 (road going to A&M, Arce Road)	RED	127	95
G - 5	YELLOW		
Balagtas Tramo Banaba Center		39	29
Balete Relocation Site		35	13
Balagtas Bus Stop		21	11
Balagtas - Banaba - Balete		81	29
Balagtas - Tinga Labac		59	39
Donn Ramos		50	30
De Joya - Arrieta		10	5
De Joya Compound		7	-
El Sitio		-	-
Golden Country		50	47
Lourdes		89	49
Cuta - Wawa		50	22
Calicanto - Meralco		28	4
Calicanto - Veterans		80	13
Kumintang Ilaya - Tinga Labac		24	3
Excel Tom's Maselang		50	46
Lyceum TODA		26	21
PS Bank TODA		20	12
Overpass TODA		80	52
Gulod Itaas TODA		4	2
Batangas Port TODA		18	11
SM TODA		122	59
San Miguel TODA		17	2
Cuta Duluhan TODA		38	16
Recto TODA		13	8
Shell Pallocan		7	3
G - 6 (evening free flow/permit)	WHITE	15	-

**SOURCE : Transportation Development & Regulatory Office
Office of the City Mayor
Batangas City**

**TABLE 78. TOTAL NUMBER OF REGISTERED PUJ VEHICLES
IN BATANGAS CITY
CY 2012**

ROUTE CODE	ROUTE NAME	NUMBER OF UNITS	
		W/ BODY NUMBER	W/ MAYOR'S PERMIT
GRAND TOTAL		4,673	3,651
BN - 01	Batangas - Balete	46	45
BN - 02	Batangas - Lipa / San Jose	498	369
BN - 03	Batangas - Rosario	213	143
BN - 04	Batangas - Sorosoro	39	36
BN - 05	Batangas - Tinga	3	-
	Sub - Total	799	593
BE - 01	Batangas - Conde	25	23
BE - 02	Batangas - Mahacot	15	7
BE - 03	Batangas - Lobo	123	108
BE - 04	Batangas - Talumpok / Dumucloy	10	8
BE - 05	Batangas - Dagatan	118	92
BE - 05	Batangas - Taysan	13	11
BE - 06	Batangas - Gulod	37	37
BE - 07	Batangas - Dalig	8	2
BE - 08	Batangas - Dumantay	23	23
BE - 09	Batangas - Sto. Domingo	13	11
BE - 10	Batangas - Cumba	2	1
	Sub - Total	387	323
BS - 01	Batangas - Libjo	146	137
BS - 02	Batangas - Pinamucan	21	20
BS - 03	Batangas - San Miguel	18	9
BS - 04	Batangas - Sto. Niño	17	10
BS - 05	Batangas - Tabangao	107	96
BS - 06	Batangas - Mabacong	41	38
BS - 07	Batangas - Talahib	-	-
BS - 08	Batangas - Dela Paz, Pulot, Ilijan	47	47
BS - 09	Batangas - San Isidro	53	53
BS - 10	Batangas - Simlong	23	21
BS - 11	Batangas - Malibayo	16	14
	Sub - Total	489	445
BW - 01	Batangas - Banaba	18	16
BW - 02	Batangas - Bauan	970	758
BW - 03	Batangas - Caltex	24	18
BW - 04	Batangas - Lemery	343	182
BW - 05	Batangas - Mabini	366	280
	Sub- Total	1,721	1,254
BP - 01	Batangas - Alangilan	244	199
BP - 02	Batangas - Sta. Clara / Pier	168	101
BP - 03	Batangas - Capitolio / Hospital	343	303
BP - 04	Batangas - Wawa	-	-
BP - 05	Batangas - Balagtas	522	433
	Sub - Total	1,277	1,036

**SOURCE : Transportation Development & Regulatory Office
Office of the City Mayor
Batangas City**

**TABLE 79. PASSENGER BUS COMPANIES OPERATING IN BATANGAS CITY
CY 2012**

NAME OF BUS COMPANY	PRESIDENT/ CONTACT NO.	OFFICE ADDRESS/ TEL./CELL. NO.	OPERATION MANAGER/ CONTACT NO.	NUMBER OF UNITS W/ MAYOR'S PERMIT	DESTINATIONS/ SCHEDULE
1. ALPS, The Bus Inc.	Consolacion Perez	National Highway, Balagtas Batangas City 723-9033 / 402-3533	Felix Perez Sr. Sr. VP Lourdes P. Cleofe 0917-858-8880	70	Batangas - Lawton 2:30 AM - 8:00 PM Batangas - Cubao
2. ALPS Transit	Alfredo Perez Sr. 0920-905-4253		John Alfred Perez	14	
3. Barney Auto Lines	Edwin Chito	0922-478-2452	Ma. Antonia Lontoc	4	Batangas - Quezon 7:00 AM
4. Batangas Star Express	Charlie Lim	Tubigan, Biñan, Laguna / Rizal Ave. Ext., Sta. Clara Batangas City	Randy Escobio Officer-in-Charge	31	Batangas - LRT 3:00 AM - 8:00 PM
5. Ceres Transport Inc.	Ricardo Yanson	Diversion, Bolbok Batangas City 0917-771-1736	Jelbert Dela Vega	55	Batangas City - Cubao Quezon City
6. DLTBCo	James A. Olayvar 02-525-8846		Tito Gatdula 0923-722-9964	15	Batangas - Lawton Batangas - LRT 3:00 AM - 8:00 PM
7. Inter Bats. Bus (Batman)	Charlie Lim	Tubigan, Biñan, Laguna / Rizal Ave. Ext., Sta. Clara Batangas City	Randy Escobio Officer-in-Charge	24	Batangas - Nasugbu 5:00 AM - 7:00 PM

**continuation... TABLE 79. PASSENGER BUS COMPANIES OPERATING IN BATANGAS CITY
CY 2012**

NAME OF BUS COMPANY	PRESIDENT/ CONTACT NO.	OFFICE ADDRESS/ TEL./CELL. NO.	OPERATION MANAGER/ CONTACT NO.	NUMBER OF UNITS W/ MAYOR'S PERMIT	DESTINATIONS/ SCHEDULE
8. JAM Transit Inc.	Jehu Sebastian	Km. 54 Pulong Sta. Cruz Sta. Rosa, Laguna	Antolin Marantal 0917-526-2235	46	Batangas - LRT/Lawton 3:00 AM - 9:00 PM Batangas - Cubao
9. KL CNG Bus Transport	Charlie Lim	Tubigan, Biñan, Laguna / Rizal Ave. Ext., Sta. Clara Batangas City	Randy Escobio Officer-in-Charge	24	Batangas - LRT 3:00 AM - 8:00 PM
10. N. Dela Rosa	Rosario A. Dela Rosa 0917-500-1059	Barangay Sto. Domingo Biñan, Laguna 0917-500-2526	Rodolfo Dela Rosa 0916-340-3279	65	Batangas - Manila 2:00 AM - 9:00 PM
11. SJ Park Ventures Inc.	Jeffrey M. Perez	0922-808-5116 0923-722-9964	Jeffrey M. Perez	6	Batangas - Alabang Batangas - Lipa 3:00 AM - 8:00 PM
12. Southern Carrier / RRCG	Roberto S. Torres	Bolbok, Batangas City 0910-544-4473 / 980-2134	Noel De Torres 0932-937-4586	16	Batangas - Lawton 4:00 AM - 9:00 PM (@ 20mins. interval)
13. Supreme Trans. Liner, Incorporated	Joseph Alvarez 042-710-2324	Km. 164 Isabang, Lucena City 042-710-2324	Jessie Alvarez 042-710-2324	31	Batangas - Lucena City 3:30 AM - 6:30 PM (@ 15mins. interval)

**SOURCE : Transportation Development & Regulatory Office
Office of the City Mayor
Batangas City**

TABLE 80. NUMBER OF REGISTERED MOTOR VEHICLES
Batangas City
CY 2012

CLASSIFICATION	NUMBER OF UNITS REGISTERED
T O T A L	72,363
<i>Private:</i>	
Light Car (L)	9,349
Medium Car (M)	836
Heavy Car (H)	18
Sports Utility Vehicle (SUV)	3,120
Utility Vehicle (UV)	17,913
Trucks (T)	1,973
Truck Bus (TB)	15
Motorcycle w/ Sidecar	-
Motorcycle w/o Sidecar (MC)	32,061
Trailer Light (TRL)	6
Trailer Medium (TRM)	21
Trailer Heavy (TRH)	102
School Bus	2
<i>Sub - Total</i>	65,416
<i>Government:</i>	
Light Car (L)	35
Medium Car (M)	1
Heavy Car (H)	-
Sport Utility Vehicle (SUV)	20
Utility Vehicle (UV)	587
Truck (T)	47
Truck Bus (TB)	2
Motorcycle w/ Sidecar	-
Motorcycle w/o Sidecar (MC)	97
Trailer Heavy (TRH)	1
<i>Sub - Total</i>	790
<i>For Hire:</i>	
UV-Public Utility Jeep (UV-PUJ)	425
Truck Bus/Public Utility Bus (TB-PUB)	3
Truck for Hire (TH)	10
Tricycle for Hire (TC)	5,702
Trailer Heavy	-
School Bus	-
Truck Delivery Bus	-
Trailer Heavy (TRH)	17
<i>Sub - Total</i>	6,157

SOURCE : Land Transportation Office
Batangas City

TABLE 81. VESSELS OPERATING IN BATANGAS PORT
Batangas City
as of May 2013

NAME OF COMPANY/OWNER	CONTACT PERSON/ADDRESS	NAME OF VESSEL	ROUTE	SCHEDULE OF DEPARTURE IN BATANGAS CITY	DAY	TIME TRAVEL
Montenegro Shipping Lines, Inc.	Vicente C. Montenegro Jr. MSLI Bldg., Abacan Subd. Calicanto, Batangas City	MV Maria Wynona MV Reina Delas Flores MV Maria Oliva MV Divina Gracia MV Reina Immaculada	Batangas City - Calapan	12:00 MN 1:30 PM 2:00 AM 3:30 AM 4:00 AM 6:00 AM 8:00 AM 10:00 AM 10:30 AM 11:30 AM 12:00 NN 1:30 PM 2:00 PM 4:00 PM 6:00 PM 6:30 PM 8:00 PM 10:00 PM	Daily Daily Daily Daily Daily Daily Daily Daily Daily Daily Daily Daily Daily Daily Daily Daily Daily Daily Daily	2 hrs.
		MV Reina Justisya MV Maria Zenaida MV Reina Bandadera	Batangas City - Abra De Ilog Occ. Mindoro	2:00 AM 6:00 AM 10:00 AM 2:30 PM 5:00 PM 6:00 PM 10:00 PM	Daily Daily Daily Daily Daily Daily Daily	2.5 hrs.

continuation... **TABLE 81. VESSELS OPERATING IN BATANGAS PORT**
Batangas City
as of May 2013

NAME OF COMPANY/OWNER	CONTACT PERSON/ADDRESS	NAME OF VESSEL	ROUTE	SCHEDULE OF DEPARTURE IN BATANGAS CITY	DAY	TIME TRAVEL
BESTA Shipping Lines	Mr. Pedro N. Ang Unit 1006 Pearl of the Orient Tower, 1240 Roxas Blvd., Ermita Manila	MV Maria Gloria	Batangas City - Pto. Galera Oriental Mindoro	7:00 AM	Daily	9 hrs.
		MV Maria Matilde		12:00:00 NN	Daily	
		MV Maria Diana	Batangas City - Odiongan Romblon	5:00 PM	Mon/Thurs/ Sat/Wed/ Fri/Sun	
		MV Maria Erlinda		5:00 PM		
		MV Reina Del Rosario				
		MV Baleno VII	Batangas City - Calapan City	12:30 AM	Daily	2.5 hrs.
		MV Baleno Five		2:30 AM	Daily	
				6:30 AM	Daily	
				7:30 AM	Daily	
				9:30 AM	Daily	
				12:30 PM	Daily	
				3:30 PM	Daily	
				5:30 PM	Daily	
				7:30 PM	Daily	
				9:30 PM	Daily	
		MV Baleno Otso	Batangas City - Abra De Ilog	12:00 AM	Daily	2.25 hrs.
		MV Baleno Uno		4:00 AM	Daily	
				8:00 AM	Daily	
				12:00 NN	Daily	
				3:30 PM	Daily	
				8:30 PM	Daily	

continuation... **TABLE 81. VESSELS OPERATING IN BATANGAS PORT**
Batangas City
as of May 2013

NAME OF COMPANY/OWNER	CONTACT PERSON/ADDRESS	NAME OF VESSEL	ROUTE	SCHEDULE OF DEPARTURE IN BATANGAS CITY	TIME TRAVEL	TIME TRAVEL
Starlite Ferry Inc.	Capt. Gerry N. Racines, M.M. PPA Passenger Terminal Bldg. Port of Batangas, Batangas City (043) 723-9965	MV Starlite Ferry MV Starlite Neptune MV Starlite Nautica MV Starlite Pacific MV Starlite Annapolis MV Starlite Polaris	Batangas City - Calapan City	12:30 AM	Daily	2 hrs.
				1:00 AM	Daily	
				3:00 AM	Daily	
				4:30 AM	Daily	
				5:00 AM	Daily	
				7:00 AM	Daily	
				8:30 AM	Daily	
				9:00 AM	Daily	
				11:00 AM	Daily	
				12:30 PM	Daily	
				1:00 PM	Daily	
				3:00 PM	Daily	
				4:30 PM	Daily	
				5:00 PM	Daily	
				7:00 PM	Daily	
				8:30 PM	Daily	
				9:00 PM	Daily	
				11:00 PM	Daily	
ZCL Shipping Lines	Maria Belen Leiter Muelle, Pto. Galera, Or. Mindoro	MB Island Cruiser MB Island Cruiser - 2	Batangas - White Beach Vessel 1	5:30 AM	Daily	
				9:15 AM	Daily	
				12:30 PM	Daily	
				3:30 PM	Daily	

continuation... TABLE 81. VESSELS OPERATING IN BATANGAS PORT
Batangas City
as of May 2013

NAME OF COMPANY/OWNER	CONTACT PERSON/ADDRESS	NAME OF VESSEL	ROUTE	SCHEDULE OF DEPARTURE IN BATANGAS CITY	TIME TRAVEL	TIME TRAVEL
Supercat Fast Ferry Corp. 2Go Group, Inc.	Shane Mari Arante Calapan City, Or. Mindoro	MV St. Uriel MV St. Sealtiel	Batangas City - Calapan City	6:30 AM 8:15 AM 10:00 AM 11:45 AM 1:30 PM 3:30 PM 5:30 PM 7:00 PM	Daily Daily Daily Daily Daily Daily Daily Daily	1 hr
Minolo Shipping	Leopoldo G. Villanueva Jr. Minolo San Isidro, Puerto Galera Or. Mindoro	MV St. Ignatius of Loyola	Batangas City - Caticlan, Malay, Aklan	9:00 PM	Daily	12 hrs.
		MB Golden Eagle - G MB Golden Eagle - V Mbca Golden Condor MB Golden Osprey MB Golden Hawk MB Golden Falcon V MB Golden Falcon G	Vessel 1 Batangas City - Muelle	7:15 AM 9:15 AM 12:05 PM 2:00 PM 4:00 PM	Daily Daily Daily Daily Daily	1 hr.
			Vessel 2 Batangas City - White Beach - Muelle Batangas City - White Beach	6:00 AM 8:45 AM 11:10 AM 1:20 PM 3:45 PM	Daily Daily Daily Daily Daily	1 hr.
			Vessel 3 Batangas - White Beach	6:50 AM 11:25 AM 2:00 PM 5:00 PM	Daily Daily Daily Daily	1 hr.

continuation... **TABLE 81. VESSELS OPERATING IN BATANGAS PORT**
Batangas City
as of May 2013

NAME OF COMPANY/OWNER	CONTACT PERSON/ADDRESS	NAME OF VESSEL	ROUTE	SCHEDULE OF DEPARTURE IN BATANGAS CITY	TIME TRAVEL	TIME TRAVEL
Efren Dimayuga	Efren Dimayuga Port of Batangas, Batangas City	MB Green Voyager	Batangas - Muelle	9:00 AM	Daily	1 hr.
			Vessel 4			
			Batangas - White Beach - Muelle	5:00 AM	Daily	
				8:15 AM	Daily	
				1:15 PM	Daily	1 hr.
			Vessel 5			
			Batangas - White Beach - Muelle	7:15 AM	Daily	
				10:15 AM	Daily	
				2:50 PM	Daily	
			Vessel 6			1 hr.
			Batangas - Muelle - White Beach - Muelle - Batangas	6:30 AM	Daily	
				9:45 AM	Daily	
				12:45 PM	Daily	
				3:30 PM	Daily	
			Vessel 7			1 hr.
			Batangas - White Beach	5:30 AM	Daily	
			Batangas - Muelle	7:45 AM	Daily	
				10:45 AM	Daily	
				2:30 PM	Daily	
			Batangas - White Beach	6:20 AM	Daily	
				9:20 AM	Daily	
				12:15 PM	Daily	
				3:15 PM	Daily	

continuation... **TABLE 81. VESSELS OPERATING IN BATANGAS PORT**
Batangas City
as of May 2013

NAME OF COMPANY/OWNER	CONTACT PERSON/ADDRESS	NAME OF VESSEL	ROUTE	SCHEDULE OF DEPARTURE IN BATANGAS CITY	TIME TRAVEL	TIME TRAVEL
Father & Son Shipping Lines	Rocky D. Ilagan Sabang, Pto. Galera, Or. Mindoro	MB Blue Penguin	Vessel 1 Batangas - Muelle	7:25 AM	Daily	1 hr.
		MB Blue Penguin 2		10:15 AM	Daily	
		MB Blue Penguin 3		1:45 PM	Daily	
		MB Blue Penguin 4		4:45 PM	Daily	
		MB Blue Penguin 5				
		MB Blue Penguin 7	Vessel 2 Batangas - Muelle	6:45 AM	Daily	1 hr.
		MB Blue Penguin 8		9:20 AM	Daily	
		MB Blue Penguin 9		1:15 PM	Daily	
		MB Blue Penguin 10		4:15 PM	Daily	
		MB Blue Penguin 11				
			Vessel 3 Batangas - Sabang - Muelle	8:15 AM	Daily	1 hr.
				2:30 PM	Daily	
				11:15 AM	Daily	
			Vessel 4 Batangas - White Beach	8:00 AM	Daily	1 hr.
				11:00 AM	Daily	
				2:00 PM	Daily	
				5:00 PM	Daily	
			Vessel 5 Batangas - Sabang Batangas - Muelle - Sabang Batangas - Muelle - White Beach Batangas - Muelle	7:00 AM	Daily	1 hr.
				9:30 AM	Daily	
				1:00 PM	Daily	
				4:30 PM	Daily	

continuation... TABLE 81. VESSELS OPERATING IN BATANGAS PORT
Batangas City
as of May 2013

NAME OF COMPANY/OWNER	CONTACT PERSON/ADDRESS	NAME OF VESSEL	ROUTE	SCHEDULE OF DEPARTURE IN BATANGAS CITY	TIME TRAVEL	TIME TRAVEL
Father & Son Shipping Lines	Rocky D. Ilagan Sabang, Pto. Galera, Or. Mindoro 0917-941-6084		Vessel 6 Batangas - Muelle	6:20 AM	Daily	1 hr.
				12:30 PM	Daily	
				3:30 PM	Daily	
				11:00 AM	Daily	
			Vessel 7 Batangas - White Beach - Muelle Batangas - Muelle Batangas - Muelle - White Beach	5:30 AM	Daily	1 hr.
				8:45 AM	Daily	
				11:30 AM	Daily	
				3:00 PM	Daily	
			Vessel 8 Batangas - Sabang	7:30 AM	Daily	1 hr.
				10:30 AM	Daily	
				1:15 PM	Daily	
				4:45 PM	Daily	
Chelsea Shipping Lines	Edville Subdivision, Cuta Batangas City	MB Chelsea	Batangas - White Beach	7:00 AM 10:00 AM 1:00 PM 3:45 PM	Daily Daily Daily Daily	1 hr.

continuation... **TABLE 81. VESSELS OPERATING IN BATANGAS PORT**
Batangas City
as of May 2013

NAME OF COMPANY/OWNER	CONTACT PERSON/ADDRESS	NAME OF VESSEL	ROUTE	SCHEDULE OF DEPARTURE IN BATANGAS CITY	TIME TRAVEL	TIME TRAVEL
Philharbor Ferries	Unit 7C Mapfre Asian Corporate Central Bldg., Acasia Avenue Madrigal Business Park, Ayala Alabang, Muntinlupa City	MV Grand Star RORO 1		10:00 AM 8:00 PM	Daily Daily	
Cecilio F. Manongsong	Cecilio F. Manongsong Sto. Niño, Puerto Galera Or. Mindoro	MB Russel Jhon	Batangas - White Beach	5:00 AM 7:30 AM 11:45 AM 1:05 PM 3:35 PM	Daily Daily Daily Daily Daily	
Susana A. Ilagan	Susana A. Ilagan Sabang, Pto. Galera, Or. Mindoro	MB Lady Rhealaine MB Lady Rhealaine Express	Batangas City - Sabang Vessel 1 Vessel 2	9:00 AM 12:30 PM 4:30 PM 6:45 AM 9:15 AM 1:30 PM 4:00 PM	Daily Daily Daily Daily Daily Daily Daily	
Cresente D. De Lara	Cresente D. De Lara Sabang, Pto. Galera, Or. Mindoro	MB Lady Loraine MB Tamaraw Express MB White Beach Express MB Princess Ederlyn MB Prince Adrei	Batangas - White Beach - Aninuan - Talipanan (all in Puerto Galera) Batangas City - White Beach Vessel 1	5:15 AM 12:30 PM 4:00 PM 7:30 AM 10:00 AM	Daily Daily Daily Daily Daily	

continuation... **TABLE 81. VESSELS OPERATING IN BATANGAS PORT**
Batangas City
as of May 2013

NAME OF COMPANY/OWNER	CONTACT PERSON/ADDRESS	NAME OF VESSEL	ROUTE	SCHEDULE OF DEPARTURE IN BATANGAS CITY	TIME TRAVEL	TIME TRAVEL
Challenge & Passion Shipping Lines, Inc.	Sabang, Pto. Galera, Or. Mindoro	MB Challenge of Jar MB Challenge of Passion	Vessel 2	1:10 PM	Daily	1 hr.
				4:00 PM	Daily	
				5:35 AM	Daily	
				8:45 AM	Daily	
				11:30 AM	Daily	
				2:30 PM	Daily	
			Vessel 3	6:50 AM	Daily	
				10:30 AM	Daily	
				1:25 PM	Daily	
				6:30 AM	Daily	
				9:30 AM	Daily	
				1:30 PM	Daily	
Natividad Magbuhos	Natividad Magbuhos White Beach, San Isidro Pto. Galera, Or. Mindoro	MB Natividad MB Villa Natividad	Batangas City - White Beach - Pto. Galera - Or. Mindoro & v.v.	4:45 PM	Daily	
			Batangas - Muelle Batangas - White Beach - Muelle Batangas - White Beach			
			Vessel 1	5:30 AM	Daily	
				8:30 AM	Daily	
				11:30 AM	Daily	
				2:30 PM	Daily	
				6:15 AM	Daily	
				9:15 AM	Daily	
			Vessel 2	12:15 AM	Daily	
				3:15 AM	Daily	

continuation... **TABLE 81. VESSELS OPERATING IN BATANGAS PORT**
Batangas City
as of May 2013

NAME OF COMPANY/OWNER	CONTACT PERSON/ADDRESS	NAME OF VESSEL	ROUTE	SCHEDULE OF DEPARTURE IN BATANGAS CITY	TIME TRAVEL	TIME TRAVEL
Super Shuttle RORO Corp.	Mr. Luel John Rosales Sta. Clara, Batangas City	MV Super Shuttle Ferry 20	Batangas City - Calapan City	3:15 AM	Daily	2 hrs.
		Super Shuttle Ferry 22		5:15 AM	Daily	
				3:15 PM		
				5:15 PM		
Bibiano M. Fanlo	Bibiano M. Fanlo Romblon	MV Super Shuttle Ferry 2	Batangas - Odiongan, Romblon	3:00 PM	Tues,Thurs, Sat	10 hrs.
		MV Super Shuttle Ferry 5	Batangas City - Iloilo-Bacolod	Cargo only	Tues.	
		MV Super Shuttle Ferry 3	Batangas - Masbate - Cebu	9:00 PM		
		MB Richard IV	Batangas - Corcuera, Romblon	5:00 AM	Tue	10 hrs.
Navios Shipping Lines Inc		MV Grand Unity	Batangas City - Romblon	5:00 PM	Tues,Fri	10 hrs.
CSGA Ferry Corp.	Cook Siong G. Ang 22 Gen. Tinyo St., Laloma, QC	MV Princess Annavell	Cajidiocan, Sibuyan Is. Romblon			10 hrs.
			Batangas - Odiongan, Romblon	6:00 AM	Mon.	
				4:00 PM	Tues.	
			Batangas - San Agustin Romblon	4:00 PM	Thurs/Sat	
		Batangas - Looc Romblon	4:00 PM	Sun		
Delfin E. Rayos		MB Isla Verde Queen	Batangas City - Isla Verde	10:00 AM	Daily	2.5 hrs.
Silverio G. Porcino		MB Aqua-Taxi	Batangas City - Isla Verde	9:00 AM	Daily	2.5 hrs.
				4:00 PM	Daily	
Edilberto C. Roperio		MB Jupiter II	Batangas City - Isla Verde	10:00 AM	Daily	1.5 hrs.

continuation... **TABLE 81. VESSELS OPERATING IN BATANGAS PORT**
Batangas City
as of May 2013

NAME OF COMPANY/OWNER	CONTACT PERSON/ADDRESS	NAME OF VESSEL	ROUTE	SCHEDULE OF DEPARTURE IN BATANGAS CITY	TIME TRAVEL	TIME TRAVEL
Henry Manongsong	Henry Manongsong White Beach, San Isidro Pto. Galera, Oriental Mindoro	MB Queen Matgaret	Batangas City - White Beach - Pto. Galera - Or. Mindoro and v.v.	6:00 AM 9:00 AM 12:30 PM 3:45 PM	Daily Daily	
Lucio A. Calaluan		MB Baby Cory Joy MB Baby Francis	Batangas City - Isla Verde	11:00 AM	M/W/Sat	1.5 hrs.
Alberto R. Escarez		MB Sea Queen	Batangas City - Isla Verde	10:00 AM	Daily	1.5 hrs.
Buhay Jose C. Fatalla		MB St. Paul	Batangas City - Isla Verde	10:00 AM	Daily	1 hr.

SOURCE : **MARINA**
Regional Office IV
Batangas City

TABLE 82. ROAD CLASSIFICATION BY SURFACE PAVEMENT
(in kilometers)
Batangas City
CY 2012

TYPE	NATIONAL	CITY	BARANGAY	TOTAL
Asphalt	35.72500	13.48700	45.08640	94.2984
Concrete	40.58800	8.34500	255.14761	304.08061
Gravel	0.14300	- 0 -	35.59638	35.73938
Other	- 0 -	- 0 -	39.31941	39.31941
T O T A L	76.456	21.832	375.1498	473.4378

SOURCE : City Engineer’s Office
Provincial Engineer’s Office
Batangas 2nd District Engineering Office (DPWH)
Batangas City

TABLE 83. CITY ROAD INVENTORY
(in kilometers)
Batangas City
CY 2012

CITY ROADS	TOTAL LENGTH (km.)	FORM WIDTH (meter)	C-WAY WIDTH (meter)	CONCRETE (km.)	ASPHALT (km.)
T O T A L	21.832			8.345	13.487
1. Hilario St. Km. 111+793 - Km. 111+858	0.065	3.50	3.50	0.065	
2. Recto St. Km. 110+793 - Km. 110+957	0.164	7.80	4.50	0.164	
3. Delas Alas Drive Km. 112+150 - Km. 113+510	1.360	6.80	6.00	1.360	
4. Mendoza St. Km. 111+596 - Km. 111+873	0.277	4.00	3.50	0.277	
5. D. Atienza St. Km. 111+417 - Km. 112+011	0.158	6.60	5.00		0.158
6. Mabini St. Km. 110+753 - Km. 110+972	0.219	6.00	4.00		0.219
7. P. Ocampo St. Km. 111+983 - Km. 112+103	0.120	3.00	3.00	0.120	
8. C. Tirona St. Km. 110+753 - Km. 111+457	0.704	14.00	11.40	0.564	0.140
9. Evangelista St. Km. 110+856 - Km. 111+792	0.936	25.10	20.80		0.936
10. P. Genato St. Km. 111+722 - Km. 111+939	0.167	10.00	7.00	0.167	
11. Vergara St. Km. 111+025 - Km. 111+341	0.316	4.10	4.10	0.316	
12. D. Silang St. Km. 110+641 - Km. 112+205	1.564	27.42	23.00		1.564
13. De Jesus St. Km. 111+335 - Km. 111+491	0.156	4.20	4.20		0.156
14. Maselang St. Km. 111+335 - Km. 111+620	0.285	4.10	4.10	0.285	
15. Noble St. Km. 110+673 - Km. 111+299	0.626	7.20	5.20	0.473	0.153
16. P. Dandan St. Km. 111+467 - Km. 111+899	0.432	21.85	17.60		0.432
17. P. Prieto St. Km. 111+901 - Km. 112+335	0.434	6.10	5.10	0.270	0.164
18. Ms. Philippines St. Km. 110+847 - Km. 111+027	0.180	6.20	5.00		0.180
19. P. Gomez St. Km. 110+710 - Km. 111+096	0.386	5.60	4.00	0.386	
20. P. Canlapan St. Km. 110+710 - Km. 111+322	0.612	13.00	10.40		0.612
21. Natividad St. Km. 111+574 - Km. 111+950	0.376	3.50	2.90	0.376	
22. Alegre St. Km. 110+801 - Km. 111+000	0.199	5.40	4.70		0.199
23. Calero St. Km. 111+931 - Km. 112+166	0.235	5.60	4.40	0.235	

continuation... TABLE 83. CITY ROAD INVENTORY
(in kilometers)
Batangas City
CY 2012

CITY ROADS	TOTAL LENGTH (km.)	FORM WIDTH (meter)	C-WAY WIDTH (meter)	CONCRETE (km.)	ASPHALT (km.)
24. Lopez Jaena St. Km. 111+901 - Km. 112+231	0.330	4.90	3.20		0.330
25. P. Zamora St. Km. 111+413 - Km. 111+871	0.458	6.00	6.00	0.458	
26. P. Panganiban St. Km. 111+607 - Km. 112+061	0.454	23.80	20.40	0.338	0.116
27. Salvador St. Km. 111+876 - Km. 111+961	0.085	3.70	2.90		0.085
28. P. Herrera St. Km. 110+370 - Km. 111+949	1.579	10.90	6.60		1.579
29. M.H. del Pilar St. Km. 111+845 - Km. 112+538	0.693	22.60	16.90		0.693
30. V. Luna St. Km. 111+710 - Km. 111+886	0.176	11.60	7.60	0.176	
31. DJPMM Access Road #2 Km. 112+580 - Km. 112+841	0.261	14.00	9.00		0.261
32. Pastor Road Km. 110+490 - Km. 110+830	0.340	5.90	4.20	0.340	
33. DJPMM Peripheral Road Km. 113+160 - Km. 113+632	0.472	37.40	36.90	0.222	0.250
34. DJPMM Trade School Access Road Km. 109+580 - Km. 113+160	3.580	12.30	6.00		3.580
35. Buenafe St.	0.445	3.90	3.90	0.445	
36. San Vicente St.	0.115	3.30	3.30	0.115	
37. Sampaguita St.	1.143	3.00	3.00	1.143	
38. D. Silang Interior	0.050	3.00	3.00	0.050	
39. Rizal Avenue St. (National)	1.680	29.60	23.70		1.680

SOURCE : **City Engineers Office**
Batangas City

TABLE 84. BARANGAY ROAD INVENTORY (in meters)
BATANGAS CITY
CY 2012

LOCATION	CONCRETE	ASPHALT	GRAVEL	EARTH	GRAND TOTAL
T O T A L	255,147.61	45,086.40	35,596.38	39,319.41	375,149.80
1. Alangilan	2,000.59	-	-	-	2,000.59
2. Balagtas	3,822.70	204.00	1,600.30	-	5,627.00
3. Balete	5,803.08	847.00	2,533.92	-	9,184.00
4. Banaba Center	4,912.50	-	-	-	4,912.50
5. Banaba South	4,443.70	432.70	1,325.30	267.80	6,469.50
6. Banaba West	6,018.89	-	-	-	6,018.89
7. Banaba East	3,972.76	-	9.24	-	3,982.00
8. Bilogo	2,676.74	1,095.00	726.76	-	4,498.50
9. Bolbok	1,549.10	-	-	-	1,549.10
10. Bucal	4,290.61	3,795.60	263.93	41.56	8,391.70
11. Calicanto	2,625.27	322.83	-	9.00	2,957.10
12. Catandala	2,302.57	616.00	1,738.00	292.43	4,949.00
13. Concepcion	350.10	-	-	634.00	984.10
14. Conde Itaas	3,385.03	263.40	1,129.60	1,109.67	5,887.70
15. Conde Labac	4,313.49	1,437.00	67.00	396.51	6,214.00
16. Cumba	6,775.05	-	-	3,129.95	9,905.00
17. Cuta	4,750.95	-	-	-	4,750.95
18. Dalig	1,977.11	2,032.50	266.30	714.19	4,990.10

continuation... TABLE 84. BARANGAY ROAD INVENTORY (in meters)
BATANGAS CITY
CY 2012

LOCATION	CONCRETE	ASPHALT	GRAVEL	EARTH	GRAND TOTAL
19. Dela Paz Proper	2,341.00	-	-	330.00	2,671.00
20. Dela Paz Pulot Aplaya	1,128.00	-	-	-	1,128.00
21. Dela Paz Pulot Itaas	2,565.00	-	-	-	2,565.00
22. Dumuclay	3,144.00	3,412.00	-	24.00	6,580.00
23. Dumantay	3,129.42	322.58	-	-	3,452.00
24. Gulod Itaas	3,099.00	-	-	-	3,099.00
25. Gulod Labac	2,169.17	-	-	-	2,169.17
26. Haligue Kanluran	6,659.74	91.86	-	-	6,751.60
27. Haligue Silangan	4,339.47	261.50	1,302.20	181.53	6,084.70
28. Ilijan	2,967.94	-	-	227.53	3,195.47
29. Kumintang Ibaba	5,287.00	1,508.00	-	79.00	6,874.00
30. Kumintang Ilaya	3,049.20	1,916.90	-	97.30	5,063.40
31. Libjo	3,548.11	-	840.00	741.09	5,129.20
32. Maapaz	2,427.50	-	-	-	2,427.50
33. Mabacong	3,314.00	-	175.00	-	3,489.00
34. Mahabang Dahilig	2,973.27	823.10	976.60	149.33	4,922.30
35. Mahabang Parang	1,196.34	-	-	374.17	1,570.51
36. Mahacot Kanluran	3,540.12	-	-	-	3,540.12
37. Mahacot Silangan	3,375.67	108.33	50.00	-	3,534.00

continuation... TABLE 84. BARANGAY ROAD INVENTORY (in meters)
BATANGAS CITY
CY 2012

LOCATION	CONCRETE	ASPHALT	GRAVEL	EARTH	GRAND TOTAL
38. Malalim	2,047.75	2,062.00	-	1,030.25	5,140.00
39. Malibayo	2,885.00	-	-	309.00	3,194.00
40. Malitam	2,622.33	-	-	-	2,622.33
41. Maruclap	4,538.89	981.80	2,751.75	423.16	8,695.60
42. Pagkilatan	96.00	-	-	22.00	118.00
43. Paharang Kanluran	3,588.40	137.60	-	46.00	3,772.00
44. Paharang Silangan	2,567.64	-	-	452.80	3,020.44
45. Pallocan Kanluran	3,364.25	-	-	53.75	3,418.00
46. Pallocan Silangan	2,877.00	-	-	-	2,877.00
47. Pinamucan Proper	2,672.50	-	-	-	2,672.50
48. Pinamucan Ibaba	1,578.40	3,058.00	151.00	-	4,787.40
49. Pinamucan Silangan	4,014.27	350.00	-	1,467.13	5,831.40
50. Sampaga	4,060.23	-	-	-	4,060.23
51. San Isidro	3,226.54	716.80	569.10	221.56	4,734.00
52. San Jose Sico	6,781.36	985.00	229.52	22.12	8,018.00
53. San Miguel	5,715.31	2,635.20	2,758.90	2,104.86	13,214.27
54. San Pedro	3,748.84	2,051.00	-	3,304.36	9,104.20
55. Sta. Clara	162.50	-	-	-	162.50
56. Sta. Rita Karsada	3,337.87	-	-	1,087.33	4,425.20
57. Sto. Domingo	5,618.88	885.00	572.80	4,679.62	11,756.30

continuation... TABLE 84. BARANGAY ROAD INVENTORY (in meters)
BATANGAS CITY
CY 2012

LOCATION	CONCRETE	ASPHALT	GRAVEL	EARTH	GRAND TOTAL
58. Sto. Niño	3,947.28	558.00	4,531.56	2,281.46	11,318.30
59. Simlong	1,473.30	540.10	1,080.40	433.10	3,526.90
60. Sirang Lupa	946.90	1,934.50	18.00	-	2,899.40
61. Sorosoro Ibaba	5,809.13	1,269.00	886.00	1,765.87	9,730.00
62. Sorosoro Ilaya	3,785.11	555.90	24.16	55.33	4,420.50
63. Sorosoro Karsada	2,285.76	37.00	123.00	192.24	2,638.00
64. Tabangao Aplaya	3,038.10	-	-	81.20	3,119.30
65. Tabangao Ambulong	2,559.17	-	56.50	1,105.33	3,721.00
66. Tabangao Dao	5,769.17	1,474.10	-	1,681.83	8,925.10
67. Talahib Pandayan	1,388.50	-	-	2,231.50	3,620.00
68. Talahib Payapa	5,775.30	-	-	116.45	5,891.75
69. Talumpok Kanluran	2,642.00	2,626.90	2,430.14	353.96	8,053.00
70. Talumpok Silangan	5,469.12	788.20	3,754.30	2,008.88	12,020.50
71. Tingga Itaas	7,108.68	-	-	-	7,108.68
72. Tingga Labac	6,451.80	1,746.00	689.20	-	8,887.00
73. Tulo	4,261.04	204.00	1,965.90	2,989.26	9,420.20
74. Wawa	709.10	-	-	-	709.10

SOURCE : City Engineer's Office
Batangas City

**TABLE 85. LENGTH OF EXISTING NATIONAL ROADS CATEGORIZED AS TO
ITS PAVEMENT (in kilometers)
Batangas City
as of April 2013**

NAME OF ROADS (NATIONAL)	LENGTH OF ROAD BY SURFACE TYPE				TOTAL
	CONCRETE	ASPHALT	GRAVEL	EARTH	
T O T A L	40.588	35.725	0.143	-	76.456
1. Manila - Batangas Road (K0096+-120 - K0105+754)	-	9.927	-	-	9.927
2. Manila - Batangas Pier Road (K0106+225 - K0108+383)	0.183	2.562	-	-	2.745
3. Palico Balayan Batangas Road (K0147+1149 - K0153+410)	0.109	3.434	-	-	3.543
4. Batangas Cadre Road (K0106+-672 - K0106+233)	-	0.905	-	-	0.905
5. Batangas - Lobo Road (K0105+-469 - K0118+607)	6.281	7.592	-	-	13.873
6. Batangas - Quezon Road (K0138+-651 - K0140+485)	2.115	1.175	-	-	3.290
7. Batangas - Tabangao - Lobo Road (Batangas Bay Road) (K0107+-898 - K0145+514)	29.770	6.590	0.143	-	36.503
8. Batangas Port Diversion Road (K0102+-600 - K0105+056)	0.690	2.966	-	-	3.656
9. Bolbok Flyover & Approaches (K0+000 - K0+754)	0.180	0.574	-	-	0.754
10. Access Road (South Bound) (K0+000 - K0+630)	0.630	-	-	-	0.630
11. Access Road (North Bound) (K0+000 - K0+630)	0.630	-	-	-	0.630

SOURCE : DPWH , Batangas 2nd District Engineering Office

TABLE 86. DRAINAGE INVENTORY
Batangas City
CY 2012

NAME OF STREET	RC PIPE (m)	RIPRAP (m)	OPEN CANAL w/ GRILLS (m)	U-DRAIN (m)
T O T A L	3,481.0	180.0	792.0	16,161.4
P. Burgos Street				1,710.0
P. Canlapan Street	18.0			1,202.0
P. Dandan Street	275.0			485.0
P. Mendoza Street			138.0	271.0
Atienza Street				947.0
P. Prieto Street				580.0
P. Herrera Street				937.6
M. H. Del Pilar Street	140.0			752.0
P. Zamora Street	88.0		35.0	758.0
P. Gomez Street				772.0
D. Silang Street	730.0			1,937.0
Mabini Street			414.0	54.0
Alegre Street			85.0	313.0
Ms. Philippines Street				360.0
Noble Street				1,219.1
C. Tirona Street			120.0	898.0
Evangelista Street	1,340.0			530.0
Rizal Avenue	890.0	180.0		1,321.0
P. Panganiban Street				680.7
Lopez Jaena Street				434.0

SOURCE : City Engineer's Office
Batangas City

TABLE 87. BRIDGE INVENTORY
Batangas City
CY 2012

NAME OF BRIDGE/LOCATION	LOCAL	NAT'L.	TIMBER (meters)	STEEL (meters)	BAILEY (meters)	CONCRETE (meters)	REMARKS/CONDITION
1. Balagtas Bridge	X					16	Good Condition
2. Dumuclay Bridge	X					24	Good Condition
3. Pallocan Kanluran	X					10	Good Condition
4. Sto. Niño Bridge #1	X				6		Good Condition
5. Sto. Niño Bridge #2	X				42		Good Condition
6. Pallocan Silangan	X					24	Good Condition
7. Paharang Kanluran	X		7				Good Condition
8. Talumpok Kanluran	X				18		Good Condition
9. Talumpok Silangan	X				15		Good Condition
10. Cuta - Sta. Clara	X					24	Good Condition
11. Dalig Bridge #1	X					15	Good Condition
12. Libjo - Lamao Bridge	X				12		Good Condition
13. Libjo - Tanguisan	X				114	64	Good Condition
14. Libjo - Dumuclay	X				15		Bad Condition
15. Mahacot - Catandala	X				15		Good Condition
16. Dalig - San Pedro	X					20	Good Condition
17. Ilijan #1	X		4				Good Condition
18. Ilijan #2	X		4				Good Condition
19. Mairok Bridge (Tabangao - Pinamucan)	X					12	Good Condition
20. Talahib Pandayan	X						Good Condition
21. Malitam Foot Bridge	X		L = 48				Good Condition

continuation... TABLE 87. BRIDGE INVENTORY

Batangas City

CY 2012

NAME OF BRIDGE/LOCATION	LOCAL	NAT'L.	TIMBER (meters)	STEEL (meters)	BAILEY (meters)	CONCRETE (meters)	REMARKS/CONDITION
22. Wawa Foot Bridge	X		L = 48				Good Condition
23. Sto. Niño Foot Bridge	X		L = 60				Good Condition
24. Ambulong	X				15	30	Good Condition
25. Malibayo	X				12		Good Condition
26. Tinga Labac	X					5	
27. Libjo - Sirang Lupa		X			±50.00		Good Condition
28. Libjo - San Isidro		X				24	Good Condition
29. Tinga Itaas		X				±50.00	Good Condition
30. Manila-Batangas Road							
a. Calansayan Bridge (KM 096+150)		X				9	Fair Condition
b. Balagtas Bridge (KM 0100+338)		X				22	Fair Condition
31. Manila-Batangas Pier Road							
a. Sta. Clara Bridge (KM 0107+658)						20	Good Condition
32. Batangas-Quezon Road							
a. Tinga Bridge (KM 0137+073)						8	Fair Condition
b. Patay Bridge (KM 0140+-497)						32	Poor Condition
33. Batangas-Lobo Road							
a. Bridge of Promise (KM 0105+559)		X				113.3	Good Condition (newly reconstructed CY 2009-2010)
b. Pallocan Bridge (KM 0106+910)		X		20			Fair Condition
c. San Jose Sico Bridge (KM 0118+517)		X				6	Bad Condition

continuation... TABLE 87. BRIDGE INVENTORY
Batangas City
CY 2012

NAME OF BRIDGE/LOCATION	LOCAL	NAT'L.	TIMBER (meters)	STEEL (meters)	BAILEY (meters)	CONCRETE (meters)	REMARKS/CONDITION
34. Batangas Tabangao Lobo Road							
a. Libjo Bridge (KM 0107+437)		X				20	Good Condition
b. Kay Takad Bridge (KM 0109+396)		X				38	Fair Condition
c. Ambulong Bridge (KM 0111+576)		X				56	Poor Condition
d. Pinamucan Bridge (KM 0115+035)		X				16	Fair Condition
e. Ilijan Bridge I (KM 0131+234)		X				8	Good Condition
f. Ilijan Bridge II (KM 0131+571)		X				8	Good Condition
g. Ilijan RCDG Bridge (KM 0133+207)		X				40	Fair Condition
h. Dela Paz Proper Bridge (KM 0135+433)		X				8	Good Condition
i. Pulot Aplaya Bridge (KM 0139+025)		X				10	Good Condition
j. Talahib Pandayan Jumbo Bridge (KM 0141+308)		X				56	Fair Condition
35. Batangas Port Diversion Road							
a. Bolbok Flyover & Approaches		X				754	Good Condition

SOURCE : City Engineer's Office & DPWH
Batangas City

TABLE 88. COURIER/MESSENGERIAL SERVICES
Batangas City
CY 2012

NAME OF COMPANY	CONTACT PERSON	ADDRESS / TELEPHONE / E-MAIL ADDRESS	NUMBER OF STAFF		SERVICES OFFERED	SERVICE COVERAGE	NUMBER OF MAIL CARRIER
			Male	Female			
1. 2GO (Aboitiz One, Inc.)	Jennie L. Dagli	Ambida Bldg., P. Burgos St. Batangas City 722-1448 2go_batangas@2go.com.ph jennie_dagli@2go.com.ph	11	2	Courier Service via air & sea Money Remittance	Batangas City/ Nasugbu/Tanauan/ Calatagan	Motorcycle - 3 Trucks - 2
2. Abest Express	Leah Oldan	Barangay 12, P. Burgos Street Batangas City 300-7719 abestbatbranch@yahoo.com	4	2	Courier Services Forwarding	Batangas City	Motorcycle - 4
3. JRS Express	Lani L. Asi	Delgado Bldg., Rizal Ave. cor. P. Zamora Street Batangas City 723-2017 / 0265 / 984-0802	4	3	JRS Express Letter, One Pounder, 3 Pounder, 5 Pounder, Legal Size, Brown Envelope, General Cargo	Local / International	Motorcycle - 2 Truck - 1
4. LBC Express, Inc.	Arthur M. Cabitac	P. Burgos Street cor Rizal Avenue Batangas City 723-0315 / 300-3479 bat01@teamlbc.com.ph	3	2	Mails Carrier Bills Payment Flower Express Instant Peso Padala & other Courier Services	Domestic/ International	

continuation... **TABLE 88. COURIER/MESSENGERIAL SERVICES**
Batangas City
CY 2012

NAME OF COMPANY	CONTACT PERSON	ADDRESS / TELEPHONE / E-MAIL ADDRESS	NUMBER OF STAFF		SERVICES OFFERED	SERVICE COVERAGE	NUMBER OF MAIL CARRIER
			Male	Female			
LBC - Delivery Hub	Arthur M. Cabitac	SM City Batangas Pallocan West Batangas City 783-2526 bat02@teamlbc.com.ph	1	2	- do -	Domestic/ International	
	- do -	Bay City Mall D. Silang Street Batangas City 300-3480 bat03@teamlbc.com.ph	1	1	- do -	Domestic/ International	
	- do -	Calicanto, Batangas City 722-1558 bat04@teamlbc.com.ph	1	1	- do -	Domestic/ International	
	Rhyan Recto Celso Perez	Rizal Avenue Ext. Sta. Clara, Batangas City 723-4505	15		Distribution Center	Batangas Province	Van - 2 Motorcycle - 5
	Cristopher D. Castillo	Caedo Comm'l. Complex Calicanto, Batangas City 722-0833 / 402-2369 mailandmorebatangas@yahoo.com		2	Computer Rentals, Mail Services, Door-to-Door Services, Fax	Batangas City	Van - 2 Motorcycle - 1

continuation... **TABLE 88. COURIER/MESSENGERIAL SERVICES**
Batangas City
CY 2012

NAME OF COMPANY	CONTACT PERSON	ADDRESS / TELEPHONE / E-MAIL ADDRESS	NUMBER OF STAFF		SERVICES OFFERED	SERVICE COVERAGE	NUMBER OF MAIL CARRIER
			Male	Female			
6. Philippine Postal Corp.	Jose P. Meranda - Chief	P. Burgos Street Batangas City 723-2028	23	11	Acceptance/Delivery of Mails/ID Issuance/Money Order Issuance/Fax/GSIS E-Card Payment	Domestic & International	Motorcycle - 9 Trucks - 2
7. Telecommunication Office - DOTC	Isabelita Rivera OIC-Regional Director	Capitol Site, Kumintang Ibaba, Batangas City 722-0540 / 980-6439 telof4bmimaropa@yahoo.com	50	61	Mail Services	Nationwide	Motorcycle - 2 Pick-up - 1 Van - 1
8 Universal Storefront Services Corp. (USSC)	Marilyn Paglinawan	43B Rizal Avenue Batangas City 300-1165	2		Western Union Remittance (released), Long Distance Domestic, Facsimile Domestic, Airlines Ticketing (Cebu Pacific, PAL, AirPhil, ZestAir), Super Ferry Ticketing	Batangas City	
9. Wide Wide World (WWW Express)	Abner Manalo Branch Manager	G/F SM City Batangas Pallocan West Batangas City 312-2236	1		Courier Services DFA Authentication Domestic & International Transaction	Domestic & International	Motorcycle - 1

SOURCE : Different Telecom/Messengerial Companies Operating in Batangas City

TABLE 89. TELEPHONE SYSTEM
Batangas City
CY 2013

NAME OF COMPANY	MANAGER/CONTACT PERSON	OFFICE ADDRESS / TEL. NO.	SERVICES OFFERED	TOTAL SUBSCRIBERS	NUMBER OF STAFF	
					Male	Female
1. Bayan Telecommunication	Glenn C. Pagcaliwagan OIC-South Luzon Data Ops.	3/F Sangalang Bldg., C. Tirona St.	Commercial DSL	25	2	
2. Digitel Mobile Philippines, Inc. (Sun Cellular)	Eurida S. Razo Blessie Villena	SM City Batangas 0922-922-3403 0922-922-3522	Postpaid Line, DSL, Wireless Landline Landline	1,200	2	6
3. Globe Telecom. Inc.	Gentry Gerald Ilustre Ma. Leah Llamas	2F SM City Batangas Pallocan West 980-5039 Diversion Road, Bolbok	Mobile, Landline, Internet Land Line Phone	7,057	3	12
4. PLDT Company	Darwin O. Capareda	37 Noble Street 723-0100 / 0500 ckempuskafo@pldt.com.ph	Voice & Data Services	Residential - 29,000	23	5
5. Smart Communication, Inc.	Joel F. Garin	2/F SM Batangas Pallocan West www.smart.com.ph	Postpaid Line (Internet & GSM)		3	12

SOURCE : Different Telecommunications Operating in Batangas City

TABLE 90. INTERNET SERVICE PROVIDER
Batangas City
CY 2012

NAME OF COMPANY	PROPRIETOR/CONTACT PERSON	LOCATION / TELEPHONE NUMBER / E-MAIL ADDRESS	SERVICES / RATE
1 Batangas CATV, Inc.	Marisa P. Rivera	Soriano Bldg., D. Silang St Batangas City bci_inc@yahoo.com 723-2288 / 723-2555	Internet Broadband Connections Cable TV
2 Bulahaw dat Com / Mozcom Batangas	Rommel Reyes	Ms. Philippines corner P. Burgos Street, Batangas City 723-8197	Internet Dial-Up, Web Design, Web Hosting, Computer Rental/Repair, On-line & LAN Gaming, Printing/Scanning
3 Digitel Telecommunications Phils., Inc. (DIGITEL)	Eurida S. Razo	Lipa City 309-2006	Broadband (Suncellular) Dial-Up Internet
4 Innove Telecommunication (Globe Telecommunication)	Ma. Leah Llamas	Diversion Extension Road Bolbok, Batangas City 980-0979 / 402-4092	Postpaid Line w/ Broadband - P995.00/mo.
5 PLDT Company	Armando Dodjie T. Lim	37 Noble St., Batangas City 723-0500	DSL / VIBE - Plan - Prepaid
6 Smart Communication, Inc.	Joel F. Garin	SM City Batangas Pallocan West 511-6335	

TABLE 91. TELECOMMUNICATION FACILITIES
Batangas City

NAME OF CORPORATION	LOCATION	TYPE OF PROJECT
1 ABS-CBN Broadcasting Network	Mt. Banoy, Talumpok Silangan Batangas City	140 Ft. Four-Legged Self-Supporting Tower 50 sq. m. Equipment Room
2 BAYANTEL	Mt. Banoy, Talumpok Silangan Batangas City	Telecommunication Tower
3 BLTB Co.	Mt. Banoy, Talumpok Silangan Batangas City	50 Ft. Guyed Tower 15 sq. m. Equipment Room
4 Contel Communication	Mt. Banoy, Talumpok Silangan Batangas City	Telecommunication Facilities Building
5 Digitel Mobile Phils. Inc. by Miles Tonn C. Chua VP Network Engineering and Operations Division	Sorosoro Ibaba, Batangas City	30 m. High Guyed Tower (Cellsite, 2009) PA = 256 sq.m.
6 Digitel Mobile Phils. Inc. (Sun Cellular) by Miles Tonn C. Chua VP NEOD	JG Summit Compound, Simlong Batangas City	42 m. High Guyed Tower (Cellsite, 2009) PA = 256 sq.m.
7 Digitel Mobile Phils. Inc. (Sun Cellular) by Miles Tonn C. Chua VP Network Implementation Project Management	Pinamucan Proper, Batangas City	42 m. High Guyed Tower (Cellsite, 2009) PA = 288 sq.m.
8 Digitel Mobile Phils. Inc.	SM City-Batangas, Pallocan West Batangas City	Indoor Cellsite (Cellsite, 2008) PA = 6 sq.m.
9 Digitel Mobile Phils. Inc. by Gloria T. Zacate	Mabacong, Batangas City	30 m. High Guyed Tower (Cellsite, 2008) LA = 196 sq.m.
10 Digitel Mobile Phils. Inc. by Gloria T. Zacate	Sorosoro Karsada, Batangas City	30 m. High Guyed Tower (Cellsite, 2008) LA = 144 sq.m.

continuation... TABLE 91. TELECOMMUNICATION FACILITIES
Batangas City

NAME OF CORPORATION	LOCATION	TYPE OF PROJECT
11 Digitel Mobile Phils. Inc. by Gloria T. Zacate	Alangilan, Batangas City	30 m. High Guyed Tower (Cellsite, 2008) LA = 144 sq.m.
12 Digitel Mobile Phils. Inc. by Aldrine Nicolas	Aguda Village, Alangilan, Batangas City	30 m. High Self-Supporting Tower (Cellsite, 2008) LA = 225 sq.m.
13 Digitel Mobile Phils. Inc. (DMPI)	Mendoza Rd., Sta Rita Karsada Batangas City	Additional Structure and Equipment of cellsite (2007)
14 Digitel Mobile Phils. Inc. (DMPI)	Gulod Labac, Batangas City	Additional Structure and Equipment of cellsite (2007)
15 Digitel Mobile Phils. Inc. (DMPI) by Gloria Zacate (OIC)	Tabangao Ambulong, Batangas City	30m. High Guyed Tower (Cellsite, 2007)
16 Digitel Mobile Phils. Inc. (DMPI) by Gloria Zacate (OIC)	Kumintang Ibaba, Batangas City	15 m. High Tripod Tower (Mobile Telephone Base Station, 2007)
17 Digitel Mobile Phils. Inc. (DMPI) by Gloria Zacate (OIC)	Kumintang Ibaba, Batangas City	42 m. High Guyed Tower (Cellsite, 2007)
18 Digitel Mobile Phils. Inc. (DMPI) by Carmelo C. Ocampo	Sta. Clara, Batangas City	40 m. High Self-supporting Tower (Cellsite, 2007)
19 Digitel Telecommunication Phils., Inc.	Balagtas, Batangas City	30 m. High Guyed Tower (Cellsite, 2006)
20 Digitel Telecommunication Phils., Inc.	Sta. Rita Karsada, Batangas City	30 m. High Guyed Tower (Cellsite, 2006)
21 Digitel Telecommunication Phils., Inc.	Recto St., Calicanto, Batangas City	Telecommunication Project
22 Digitel Telecommunication Phils., Inc.	Tinga Labac, Batangas City	50 m. Three-Legged Self-Supporting Steel Tower w/ Antenna
23 DOTC	Mt. Banoy, Talumpok Silangan Batangas City	100 Ft. Four-Legged Self-Supporting Tower 75 sq. m. Equipment Room Antenna of Digitel is attached to its tower
24 EXTELCOM	Mt. Banoy, Talumpok Silangan Batangas City	50 Ft. Self-Supporting Tower 40 sq. m. Equipment Room

continuation... TABLE 91. TELECOMMUNICATION FACILITIES
Batangas City

NAME OF CORPORATION	LOCATION	TYPE OF PROJECT
25 Gerry Delica	Mt. Banoy, Talumpok Silangan Batangas City	80 Ft. Guyed Tower 12 sq. m. Equipment Room
26 Globe Telecom, Inc. By Annaliza D. Bravo	Wong Building, Pastor Road Cuta, Batangas City	15 m. BI POD Cell Site Antennae Tower (Cellsite, 2012)
27 Globe Telecom, Inc.	Banaba South, Batangas City	42 m. High Guyed Tower (Cellsite, 2010)
28 Globe Telecom, Inc.	Dumuclay, Batangas City	48 m. High Guyed Tower (Cellsite, 2009) PA = 400 sq.m.
29 Globe Telecom, Inc.	Sirang Lupa, Batangas City	48 m. High Guyed Tower (Cellsite, 2009) PA = 400 sq.m.
30 Globe Telecom, Inc.	Pallocan West, Batangas City	42 m. High Guyed Tower (Cellsite, 2009) PA = 256 sq.m.
31 Globe Telecom, Inc. by Marichu C. Salud	Tinga Itaas, Batangas City	42 m. High Guyed Tower (Cellsite, 2008) PA = 256 sq.m.
32 Globe Telecom, Inc. by Marichu C. Salud Head, Site Acquisition Wireless Technical Group	Libjo, Batangas City	42 m. High Guyed Tower (Cellsite, 2008) PA = 400sq.m.
33 Globe Telecom, Inc. by Marichu C. Salud Head, SAWTG	Dumuclay, Batangas City	42 m. High Guyed Tower (Cellsite, 2008) PA = 256 sq.m.
34 Globe Telecom, Inc. by Dennis R. Abela	Pinamucan Proper, Batangas City	42 m. High Guyed Tower (Cellsite, 2008) PA = 256 sq.m.
35 Globe Telecom, Inc. by Dennis R. Abela	Wawa, Batangas City	42 m. High Guyed Tower (Cellsite, 2008) PA = 40 sq.m.
36 Globe Telecom, Inc. by Marichu C. Salud	Bolbok, Batangas City	15m. Rooftop antenna braced pole (Mobile Telephone Base Station, 2007)

continuation... TABLE 91. TELECOMMUNICATION FACILITIES
Batangas City

NAME OF CORPORATION	LOCATION	TYPE OF PROJECT
37 Globe Telecom, Inc.	Mabacong, Batangas City	42 m. High Guyed Tower (Cellsite, 2006)
38 Globe Telecom, Inc.	Mahabang Dahilig, Batangas City	30 m. High Guyed Tower (Mobile Telephone Base Station Cellsite, 2006)
39 Globe Telecom, Inc.	Paharang West, Batangas City	42 m. High Guyed Tower (Mobile Telephone Base Station Cellsite, 2006)
40 Globe Telecom, Inc.	San Agustin Kanluran, Isla Verde Batangas City	42 m. High Guyed Tower (Cellsite, 2006)
41 Globe Telecom, Inc.	Tinga Labac, Batangas City	42 m. High Guyed Tower (Cellsite, 2006)
42 Globe Telecom, Inc.	Balete, Batangas City	42 m. High Guyed Tower (Cellsite, 2006)
43 Globe Telecom, Inc.	Gulod Itaas, Batangas City	48 m. High Guyed Tower (Cellsite, 2006)
44 Globe Telecom, Inc.	Ambulong, Batangas City	40 m. Self Supporting Tower/Antenna/Equipment Room
45 Globe Telecom, Inc.	Kumintang Ilaya, Batangas City	50 m. Self-Supporting Tower/Antenna/Equipment Room
46 GMA Broadcasting Network	Mt. Banoy, Tahumpok Silangan Batangas City	46.8 Self-Supporting Tower 48 sq. m. Equipment & Genset Room
47 Isla Communications, Co.	Mahabang Parang, Batangas City	Cellular Site (50m. High Tower)
48 Liberty Broadcasting Network	Mt. Banoy, Tahumpok Silangan Batangas City	120 Ft. Three-Legged Self-Supporting Tower 150 sq. m. Equipment Room Four Fuel Tank
49 MERALCO	Mt. Banoy, Tahumpok Silangan Batangas City	100 Ft. Three-Legged Self-Supporting Tower 20 sq. m. Container Van-Radio Room
50 Pilipino Telephone Corp. (PILTEL)	Mahabang Parang, Batangas City	Cellular Site (Antenna Tower)
51 PT&T	Mt. Banoy, Tahumpok Silangan Batangas City	30 Ft. Four-Legged Tower, 50 sq. m. Equipment Room Antenna of Pocketbell, Phil. Wireless, Inc. is attached to its tower
52 Smart Communication, Inc. By Vladimir Pascual	San Agustin Kanluran, Isla Verde Batangas City	150 ft. Self Supporting Three-Legged Antennae Tower Cellsite (Cellsite, 2012)

continuation... TABLE 91. TELECOMMUNICATION FACILITIES
Batangas City

NAME OF CORPORATION	LOCATION	TYPE OF PROJECT
53 Smart Communication, Inc. By Vladimir Pascual	Alangilan, Batangas City	Improvement of Cell Site Tower-Guyed Tower to Self Supporting Tower (Cellsite, 2012)
54 Smart Communication, Inc. By Vladimir Pascual	Paharang West, Batangas City	Improvement of Cell Site Tower-Guyed Tower to Self Supporting Tower (Cellsite, 2012)
55 Smart Communication, Inc.	Pinamucan Proper, Batangas City	Cellsite Tower Upgrading (Cellsite, 2012)
56 Smart Communication, Inc.	Conde Labac, Batangas City	46.60 m. AGL-Self Supporting Tilon Antenna Tower (Cellsite, 2010)
57 Smart Communication, Inc.	BSU, Alangilan, Batangas City	3.5 m. WII Mounted Antenna & Equipment (Cellsite, 2010)
58 Smart Communication, Inc. By Vladimir Pascual	San Agustin Kanluran, Isla Verde Batangas City	150 ft. Self Supporting Three-Legged Antennae Tower Cellsite (Cellsite, 2012)
59 Smart Communication, Inc. By Vladimir Pascual	Alangilan, Batangas City	Improvement of Cell Site Tower-Guyed Tower to Self Supporting Tower (Cellsite, 2012)
60 Smart Communication, Inc. By Vladimir Pascual	Paharang West, Batangas City	Improvement of Cell Site Tower-Guyed Tower to Self Supporting Tower (Cellsite, 2012)
61 Smart Communication, Inc.	Pinamucan Proper, Batangas City	Cellsite Tower Upgrading (Cellsite, 2012)
62 Smart Communication, Inc.	Conde Labac, Batangas City	46.60 m. AGL-Self Supporting Tilon Antenna Tower (Cellsite, 2010)
63 Smart Communication, Inc.	BSU, Alangilan, Batangas City	3.5 m. WII Mounted Antenna & Equipment (Cellsite, 2010)
64 Smart Communication, Inc.	Bay City Mall, D. Silang Street Batangas City	9 m. High Tripod Antenna (Cellsite, 2010)
65 Smart Communication, Inc. by Joey V. Bongco	Banaba Center, Batangas City	150ft. High Guyed Tower (Cellsite, 2008) PA = 300sq.m.
66 Smart Communication, Inc.	Sorosoro Ibaba, Batangas City	150ft. High Guyed Tower (Cellsite, 2008) PA = 300sq.m.
67 Smart Communication, Inc.	Sampaga, Batangas City	150ft. High Three-Legged Antenna Tower (Cellsite, 2007)
68 Smart Communication, Inc.	Sta. Rita Karsada, Batangas City	150ft. High Three-Legged Antenna Tower (Cellsite, 2007)

continuation... TABLE 91. TELECOMMUNICATION FACILITIES
Batangas City

NAME OF CORPORATION	LOCATION	TYPE OF PROJECT
69 Smart Communication, Inc. by Joey V. Bongco	Sta. Clara, Batangas City	45m. High Guyed Tower (Cellsite, 2007)
70 Smart Communication, Inc.	Ambulong, Batangas City	120 Ft. Solid Shaft Three-Legged Guyed Tower (Cellsite)
71 Smart Communication, Inc.	Bolbok, Batangas City	120 Ft. Solid Shaft Three-Legged Guyed Tower (Cellsite)
72 Smart Communication, Inc.	Kumintang Ibaba, Batangas City	Cellular Site (50 m. High Tower)
73 Smart Communication, Inc.	Madonna St. cor. Aquarius St. Alangilan, Batangas City	120 Ft. Solid Shaft Three-Legged Guyed Tower (Cellsite)
74 Smart Communication, Inc.	Pallocan West, Batangas City	120 Ft. Solid Shaft Three-Legged Guyed Tower (Cellsite)
75 TELECPHIL	Mt. Banoy, Talumpok Silangan Batangas City	Four-Legged Self-Supporting Tower
76 Thortronics Industries, Inc.	Mt. Banoy, Talumpok Silangan Batangas City	100 Ft. Guyed Tower, 30 sq. m. Equipment Room Antenna of the following are attached to its tower: - Repeater Station: Tritran, DPWH, DBP, Corona International, Inc.

SOURCE : City Planning & Development Office
Zoning Division
Batangas City

TABLE 92. PUBLICATIONS
Batangas City
CY 2012

NEWSPAPER	PUBLISHER/ EDITOR-IN-CHIEF	ADDRESS	SERVICES/ PUBLISHING
1. BALIKAS	Joenald M. Rayos	Tagli Street, Cuta, Batangas City Tel. No. 302-0526 / 980-2476	Weekly Newspaper
2. Diyaryo Veritas	Melinda V. Manalo President May Cey Salapid Editor-In-Chief	Verias Media Center, Rizal Ave. cor P. Dandan Street, Batangas City Tel. No. (043) 980-1411 Fax No. (043) 301-3418 Mobile No. 0922-820-0526	Weekly News
3. Headlines News Today	Arnel Ozaeta	Carpio Road, Kumintang Ibaba Batangas City	Weekly News
4. Puntong Ala-Eh Newsletter	Batangas City Government Leticia C. Chua, Editor-in-Chief	Public Information Office 2/F City Hall, P. Burgos Street Batangas City Tel. No. (043) 723-2344	Quarterly News (Official Publication of the City Government of Batangas)
5. Sun-Star People's Courier	Jesus B. Garcia Jr. Chairman Engr. Manuel S. Aclan Editor-In-Chief	157 D. Silang Street, Batangas City Tel. Nos. (043) 723-8416 E-mail : sunstar@sunstar.com.ph msat@mozcom.com	Weekly (Monday)

continuation... TABLE 92. PUBLICATIONS
Batangas City
CY 2012

NEWSPAPER	PUBLISHER/ EDITOR-IN-CHIEF	ADDRESS	SERVICES/ PUBLISHING
6. Tala-Balita	Josephine P. Maranan Editor-In-Chief	City Civil Registrar's Office P. Burgos St., Batangas City	Quarterly News
7. The Batangas Post	Bayani G. Malaluan, Publisher Nancy Q. Malaluan, Editor in Chief	Ilang-Ilang St., De Joya Compound Alangilan, Batangas City P.O. Box 37231 Tel. No. (043) 722-2678 / 706-0847 Fax No. (043) 723-3958 E-mail : batangas_post@yahoo.com	Weekly (Monday)
8. The Southern Tagalog Herald - Batangas	Lolitz Estrellado Editor-in-Chief	Melba Bldg., Camia St., City Park Subd., Sabang, Lipa City Tel. No. (043) 757-3431 / 312-1607 E-mail : herald_group@yahoo.com	Weekly

SOURCE : Different Publications/Newspaper
Batangas City

6. *PUBLIC FINANCE*

6.1 CITY ANNUAL BUDGET, CY 2011 - 2012

For CY 2012, the City's Annual Budget totalled to P1,197,050,000.00. It was augmented by Supplemental Budget No. 1 in the amount of P223,456,030.39, Supplemental Budget No. 2 in the amount of P3,067,016.58 and Supplemental Budget No. 3 in the amount of P408,050,828.94 thus increasing the city's total budget to P1,831,623,875.91. Of this amount, P476,145,198.00 or 26% was allocated for Personal Services, P997,030,793.16 or 54% was allocated for Maintenance and Other Operating Expenses and P358,447,884.75 or 20% was allocated for Capital Outlays.

Batangas City's approved annual budget for CY 2011 amounted to P1,191,200,000.00. It was augmented by three (3) supplemental budgets in the amount of P213,549,798.60, P7,697,979.68 and P34,433,000.00 respectively or a total of P1,446,880,778.28 thus increasing the total city budget for CY 2011 by P255,680,778.28. Expenditures by office amounted to P688,676,100.37 or 47.58%, non-office expenditures amounted to P563,938,388.91 or 39.96% and the capital outlays amounted to P194,946,289.00 or 13.46%.

TABLE 93. COMPARATIVE BUDGET
Batangas City
CY 2011-2012

BUDGET BY OFFICE	2011	2012	DIFFERENCE
TOTAL BUDGET	1,446,880,778.28	1,831,623,775.91	384,742,997.63
1 Executive Services (Office of the City Mayor)			
- Personal Services	56,222,494.00	79,795,252.00	23,572,758.00
- Maint. & Other Operating Expenses	105,984,336.37	629,657,124.08	523,672,787.71
- Capital Outlays	-	230,273,272.00	230,273,272.00
2 Office of the Civil Security Unit			
- Personal Services	-	-	-
- Maint. & Other Operating Expenses	-	-	-
- Capital Outlays	-	-	-
3 Office of the Sangguniang Panlungsod			
- Personal Services	27,063,522.00	30,987,085.00	3,923,563.00
- Maint. & Other Operating Expenses	16,347,600.00	18,671,600.00	2,324,000.00
- Capital Outlays	680,000.00	1,126,000.00	446,000.00
4 Office of the City Planning & Development Coordinator			
- Personal Services	13,542,257.00	15,210,954.00	1,668,697.00
- Maint. & Other Operating Expenses	1,755,500.00	2,260,500.00	505,000.00
- Capital Outlays	-	50,000.00	50,000.00
5 Office of the Civil Registrar			
- Personal Services	12,388,178.00	13,913,546.00	1,525,368.00
- Maint. & Other Operating Expenses	2,835,750.00	2,865,750.00	30,000.00
- Capital Outlays	-	50,000.00	50,000.00
6 Office of the General Services			
- Personal Services	49,254,868.00	54,936,815.00	5,681,947.00
- Maint. & Other Operating Expenses	16,923,000.00	24,440,000.00	7,517,000.00
- Capital Outlays	-	50,000.00	50,000.00
7 Office of the City Budget Officer			
- Personal Services	7,192,130.00	8,032,574.00	840,444.00
- Maint. & Other Operating Expenses	2,235,000.00	2,325,000.00	90,000.00
- Capital Outlays	-	50,000.00	50,000.00
8 Office of the City Accountant			
- Personal Services	16,527,891.00	18,438,012.00	1,910,121.00
- Maint. & Other Operating Expenses	1,757,700.00	1,743,700.00	(14,000.00)
- Capital Outlays	-	50,000.00	50,000.00
9 Office of the City Treasurer			
- Personal Services	22,764,701.00	25,516,933.00	2,752,232.00
- Maint. & Other Operating Expenses	14,110,000.00	12,895,000.00	(1,215,000.00)
- Capital Outlays	-	50,000.00	50,000.00
10 Office of the City Assessor			
- Personal Services	18,357,332.00	20,521,496.00	2,164,164.00
- Maint. & Other Operating Expenses	5,190,130.00	7,385,700.00	2,195,570.00
- Capital Outlays	-	50,000.00	50,000.00
11 Office of the City Auditor			
- Maint. & Other Operating Expenses	-	-	-
- Capital Outlays	-	-	-

continuation... **TABLE 93. COMPARATIVE BUDGET**
Batangas City
CY 2011-2012

BUDGET BY OFFICE	2011	2012	DIFFERENCE
12 Office of the City Librarian			
- Personal Services	-	-	-
- Maint. & Other Operating Expenses	-	-	-
- Capital Outlays	-	-	-
13 Office of the City Legal Officer			
- Personal Services	5,609,192.00	5,954,961.00	345,769.00
- Maint. & Other Operating Expenses	711,000.00	711,000.00	-
- Capital Outlays	-	50,000.00	50,000.00
14 Office of the City Prosecutor			
- Personal Services	3,645,989.00	4,102,978.00	456,989.00
- Maint. & Other Operating Expenses	-	-	-
- Capital Outlays	-	-	-
15 Inferior Court & Clerk of Court (RTC & MTC)			
- Personal Services	-	-	-
- Maint. & Other Operating Expenses	-	-	-
16 Office of the City Health Officer			
- Personal Services	66,996,356.00	73,741,616.00	6,745,260.00
- Maint. & Other Operating Expenses	44,113,520.00	55,307,100.00	11,193,580.00
- Capital Outlays	-	50,000.00	50,000.00
17 Office of the City Social Welfare Officer			
- Personal Services	20,672,626.00	22,478,921.00	1,806,295.00
- Maint. & Other Operating Expenses	13,950,540.00	12,039,900.00	(1,910,640.00)
- Capital Outlays	-	50,000.00	50,000.00
18 Office of the City Veterinarian & Agricultural Services			
- Personal Services	23,202,961.00	25,945,550.00	2,742,589.00
- Maint. & Other Operating Expenses	10,929,500.00	17,856,500.00	6,927,000.00
- Capital Outlays	-	50,000.00	50,000.00
19 Office of the City Engineer			
- Personal Services	42,115,027.00	47,144,442.00	5,029,415.00
- Maint. & Other Operating Expenses	27,215,000.00	25,111,000.00	(2,104,000.00)
- Capital Outlays	-	50,000.00	50,000.00
Operation of Asphalt Batching Plant			
- Personal Services	-	-	-
- Maint. & Other Operating Expenses	-	-	-
- Capital Outlays	-	-	-
20 Operation of Public Market & Slaughterhouse			
- Personal Services	26,162,817.00	29,424,063.00	3,261,246.00
- Maint. & Other Operating Expenses	12,219,183.00	13,858,065.76	1,638,882.76
- Capital Outlays	-	3,829,300.00	3,829,300.00
TOTAL BUDGET BY OFFICE	688,676,100.37	1,539,101,709.84	1,235,168,607.10

continuation... TABLE 93. COMPARATIVE BUDGET
Batangas City
CY 2011-2012

	2011	2012	DIFFERENCE
I NON- OFFICE			
20% Development Fund	57,403,857.23	29,738,000.00	(27,665,857.23)
5% Calamity Fund/Budgetary Reserve	59,809,398.98	77,613,253.32	17,803,854.34
Barangay Development Fund	-	105,000.00	105,000.00
Loan Amortization (PREMIUMED)	-	-	-
Subsidy to National Government Agencies	1,324,500.00	1,395,500.00	71,000.00
Subsidy to Regional Office	-	-	-
Subsidy to Government Owned Controlled Agencies	-	-	-
Subsidy to NGOs/Pos	1,019,000.00	1,099,000.00	80,000.00
Subsidy to Other Funds	24,000,000.00	-	(24,000,000.00)
Terminal Leave	39,525,826.00	-	(39,525,826.00)
Retirement Benefits	563,690.00	-	(563,690.00)
Barangay Activities/Action Program	1,350,000.00	-	(1,350,000.00)
Cultural & Public Affairs/Function	19,000,000.00	-	(19,000,000.00)
Public Transport Planning & Management Projects	-	-	-
- Maint. & Other Operating Expenses	-	-	-
- Capital Outlays	-	-	-
Subsidy to Other Fund (CLB)	1,193,244.00	-	(1,193,244.00)
Electricity Expenses	-	-	-
Waste Management/Garbage Disposal Program/Environment/Sanitary Services	37,500,000.00	-	(37,500,000.00)
Medical & Dental Care Program	-	-	-
National Health Insurance Indigent Program	10,000,000.00	-	(10,000,000.00)
Youth Welfare, Sports & Development Program, Anti-Illegal Drug	5,000,000.00	-	(5,000,000.00)
Clean and Green Program	4,742,000.00	-	(4,742,000.00)
Community Development Program	11,270,000.00	-	(11,270,000.00)
City Sisterhood Program	1,000,000.00	-	(1,000,000.00)
Aid to Puericulture Center	-	-	-
Aid to Phil. National Red Cross	-	-	-
Aid to Phil. Tuberculosis Society	-	-	-
Aid to Phil. Mental Society	-	-	-
Aid to Regional Development Council	-	-	-
Aid to League of Cities	-	-	-
Aid to TESDA	-	-	-
Membership Fee (ICLEI) \$450.00	-	-	-
Support Fund for DILG Operation	-	-	-
Support Fund for PNP Operation	-	-	-
Support Fund for Fire Bureau Operation	-	-	-
PLEB Operation	-	-	-
City Development Council Operation	100,000.00	100,000.00	-
Peace & Order Council Operation/Program	52,113,050.00	-	(52,113,050.00)
Support Fund for BJMP	-	-	-
Cultural Tourism, Historical & Other Related Event	-	-	-
Anti-Illegal Drug Program	-	-	-
Senior Citizens Affairs Operation	800,000.00	-	(800,000.00)

continuation... TABLE 93. COMPARATIVE BUDGET
Batangas City
CY 2011-2012

	2011	2012	DIFFERENCE
Operation of the City Council for the Welfare of Children & City Knowledge Center for Women & Children	-	-	-
MDP II RPTA Maintenance (Trustfund)	-	-	-
Seminars/Training on Livelihood Opportunities	-	-	-
Insurance of Barangay Tanod/Officials	38,556.00	-	(38,556.00)
Material Recovery Project/Facility Supplies/ Materials	-	-	-
Scholarship Program	35,700,000.00	-	(35,700,000.00)
Gender & Development Program	59,560,000.00	59,852,000.00	292,000.00
Aid to ULAP	-	-	-
Repair/Maintenance of Government Facilities/ Structures	2,626,266.70	-	(2,626,266.70)
Batangas City Health Care Program	77,000,000.00	-	(77,000,000.00)
Seminars/Training of Barangay/SK/City Government Officials & Employees	-	-	-
Capital Assistance	-	-	-
Intelligence Fund	18,000,000.00	-	(18,000,000.00)
Colegio ng Lungsod ng Batangas	-	-	-
General Services	43,299,000.00	-	(43,299,000.00)
TOTAL NON-OFFICE	563,938,388.91	169,902,753.32	(394,035,635.59)
II CAPITAL OUTLAYS			
1. Buildings Other Structures	13,041,194.00	-	(13,041,194.00)
2. Public Infrastructures/Construction In-Progress, Roads, Highways & Bridges, Parks, Plazas & Monuments, Ports, Lighthouses & Harbors, Artesian Wells, Reservoirs, Pumping Station & Conduits, Irrigation Canals & Laterals, Flood Controls, Waterway, Aquaducts, Seawalls, Riverwalls & Others, & Other Public Infrastructures.	9,000,000.00	-	(9,000,000.00)
3. 20% Development Fund	115,337,500.00	122,619,312.75	7,281,812.75
4. IT Equipment & Software (Computerization Program)	9,213,600.00	-	(9,213,600.00)
5. Other Property Plant & Equipment	47,673,995.00	-	(47,673,995.00)
6. Land	-	-	-
7. Communication Equipment	-	-	-
8. Construction	-	-	-
9. Firefighting Equipment & Accessories	-	-	-
10. Motor Vehicles & Heavy Equipment	-	-	-
11. Medical/Dental & Laboratory Equipment	-	-	-
12. Books	-	-	-
13. Other Machineries & Equipment	-	-	-
14. Furnitures & Fixtures	-	-	-
TOTAL CAPITAL OUTLAYS	194,266,289.00	122,619,312.75	(71,646,976.25)

SOURCE : Office of the City Budget Officer
Batangas City

6.2 COMPARATIVE REVENUE AND RECEIPTS CY 2011-2012

For calendar year 2012, the biggest source of revenue of the city government is the real property tax in the amount of P587,155,707.65 which constituted 34.66%. This is followed by the Internal Revenue Collection or the share in Internal Revenue Allotment in the amount of P497,813,272.00 and constituted 29.38%. Business taxes is the 3rd biggest source of revenue which amounted to P420,800,315.35 and constituted 24.84%. The total local taxes collected by the Batangas City Government which amounted to P1,045,826,488.87 constituted 61.74% of the total city revenue for CY 2012.

The city government shares in the Internal Revenue Collection for CY 2012 was reduced by P71,766,470.00 from that of CY 2011, which was due to the increase in the number of cities sharing in the IRA. However, real property tax was increased by more than 205% due to payment of KEIPCO Ilijan Corp. for their arrears. The increase in business taxes by 9.68% was due to the increase in the number of business establishments.

The total revenues realized by the Batangas City Government for Calendar Year 2012 totalled to P1,693,826,326.89 which is 27.27% higher than that of CY 2011 income of P1,330,882,309.14.

The city government's shares in the Internal Revenue Collection or the Internal Revenue Allotment (IRA) in the amount of P569,579,742.00 constituted 42.80% of the total city income and still the biggest source of revenue of the city government for CY 2011. This is followed by Business Taxes which amounted to P383,640,617.49 and constituted 28.83%. Real Property Tax is the 3rd biggest source of income which amounted to P192,336,801.89 and constituted 14.45%. The total local taxes collected by the Batangas City Government amounted to P613,982,758.05 which constituted 46.13% of the total city income for CY 2011.

TABLE 94. COMPARATIVE REVENUE & RECEIPTS

Batangas City
CY 2011 - 2012

ACCT. CODE		2011	2012
T O T A L		1,330,882,309.14	1,693,826,326.89
	<i>NATIONAL TAXES</i>		
	Professional Tax	20,100.00	213,750.00
	<i>LOCAL TAXES</i>		
581	Amusement Tax	3,073,788.45	3,373,832.06
582	Business Tax	383,640,617.49	420,800,315.35
583	Community Tax	3,175,517.51	3,149,506.83
584	Franchise Tax	13,158,770.12	14,271,648.17
585	Occupation Tax	621,600.00	-
586	Printing & Publication Tax	-	-
587	Property Transfer Tax	9,631,460.21	8,802,852.52
588	Real Property Tax	192,336,801.89	587,155,707.65
592	Tax on Delivery Trucks & Vans	5,478,480.00	4,668,400.00
593	Tax on Sand, Gravel & Other Quarry Products	-	5,505.50
598	Other Local Taxes	191,329.56	214,790.00
599	Fines & Penalties - Local Taxes	2,674,392.82	3,383,930.79
	<i>Sub - Total</i>	613,982,758.05	1,045,826,488.87
	<i>PERMITS & LICENSES</i>		
601	Fees on Weights & Measures	100,086.63	95,726.02
605	Permit Fees	31,379,949.28	32,543,353.65
606	Registration Fees	5,149,585.12	5,249,372.05
608	Other Permits & Licenses	9,623,316.99	11,796,526.65
609	Fines & Penalties - Permits & Licenses	208,282.50	156,557.50
	<i>Sub - Total</i>	46,461,220.52	49,841,535.87
	<i>SERVICE INCOME</i>		
613	Clearance & Certification Fees	4,028,405.00	4,873,030.00
616	Garbage Fees	6,393,975.00	7,072,225.00
617	Inspection Fees	13,919,032.16	14,284,769.66
619	Medical, Dental & Laboratory Fees	2,044,650.00	2,573,060.00
628	Other Service Income	54,928.00	58,380.00
	<i>Sub - Total</i>	26,440,990.16	28,861,464.66

continuation... **TABLE 94. COMPARATIVE REVENUE & RECEIPTS**
Batangas City
CY 2011 - 2012

ACCT. CODE		2011	2012
	<i>BUSINESS INCOME</i>		
633	Income from Cemetery Operations	863,703.00	381,659.00
636	Income from Markets	37,587,473.60	38,416,023.35
637	Income from Slaughter House	1,500,000.00	1,510,000.00
640	Landing & Parking Fees	1,087,890.00	852,580.00
642	Rent Income	3,379,555.50	4,466,846.10
649	Fines & Penalties - Business Income	508,989.33	199,764.74
	<i>Sub - Total</i>	44,927,611.43	45,826,873.19
	<i>OTHER INCOME</i>		
661	Dividend Income	680.00	420.00
663	Insurance Income	-	-
664	Interest Income	11,129,840.42	10,652,874.54
665	Internal Revenue Allotment	569,579,742.00	497,813,272.00
667	Share from Economic Zone	1,251,916.42	960,177.90
668	Share for Expanded Value Added Tax (EVAT)	-	-
670	Share from PAGCOR/PCSO	7,920,234.82	7,057,018.45
678	Miscellaneous Income	8,986,265.32	6,351,401.41
679	Other Fines & Penalties	180,950.00	421,050.00
	Income from Grants & Donations	-	-
	<i>Sub - Total</i>	599,049,628.98	523,256,214.30

SOURCE : Trial Balance
Office of the City Accountant
Batangas City

6.3 COMPARATIVE EXPENDITURES FOR CY 2011-2012

For CY 2012, the City Government of Batangas has incurred a total expenditure of P1,568,730,184.37 which is 22.94% higher than that of CY 2011 expenditures of P1,276,012,056.95.

The biggest slice of budget for CY 2012 was appropriated to Maintenance and Other Operating Expenditures which amounted to P711,535,031.29 which comprised 45.36% of the total. These expenditures referred to programs of the city government like in health and education, which provided hospitalization and medicine expenses for indigent residents of Batangas City and also providing scholarship benefits for deserving children of indigent families. This also includes funds for the city's solid waste and traffic management as well as in providing employment opportunities for city's residents.

As shown in Table 95, the next biggest slice of budget went to Personal Services which comprised 27.85% of the city's expenses in the amount of P436,849,244.47. This was due to the granting of salary increases in tranches to all city government officials and employees as per Local Budget Circular 2009-92 dated September 03, 2009 that took effect on January 01, 2010 until January 2013.

Non-Office Expenditures were used for subsidy to National Government Agencies and other mandatory expenses of the city government in the total amount of P74,415,192.97

Capital Outlays amounted to 21.79% or P341,882,079.36 which were used to finance implementation of different community infrastructure development projects.

Financial expenses amounting to P4,048,636.28 or 0.26% were utilized for the city's loan amortization and other loans granted to cooperatives for assistance.

TABLE 95. COMPARATIVE EXPENDITURE BY OFFICE

**Batangas City
CY 2011 - 2012**

	2011	2012	DIFFERENCE
1 Executive Services			
(Office of the City Mayor)			
- Personal Services	48,837,519.75	67,038,729.60	18,201,209.85
- Maint. & Other Operating Expenses	99,538,006.20	204,137,569.21	104,599,563.01
- Programs/Projects			
Peace & Order Program (MOOE)			
- Support Fund for BJMP	-	1,221,774.93	1,221,774.93
- Support Fund for PNP	-	3,899,567.55	3,899,567.55
- Support Fund for Fire Bureau Operation	-	718,258.32	718,258.32
- Peace & Order Council Operation	-	21,962,686.49	21,962,686.49
- Transportation Development & Regulatory Office	-	27,213,113.87	27,213,113.87
- PLEB Operation	-	336,238.55	336,238.55
- Regional Trial Court	-	2,881,611.36	2,881,611.36
- Inferior Court/Municipal Trial Court	-	970,501.92	970,501.92
- Office of the City Prosecutor	-	1,817,697.22	1,817,697.22
Anti-Illegal Drug Abuse/Youth Welfare	-	3,530,883.10	3,530,883.10
National Health Insurance	-	7,043,400.00	7,043,400.00
Batangas City Health Program	-	128,936,305.83	128,936,305.83
Environmental Management Program	-	59,339,494.14	59,339,494.14
Sisterhood Program	-	812,782.04	812,782.04
Cultural & Public Affairs Function	-	27,504,531.86	27,504,531.86
Barangay Activities/Action Program	-	963,631.13	963,631.13
Intelligence Fund	-	20,339,280.00	20,339,280.00
Clean & Green Program	-	14,975,453.29	14,975,453.29
Community Development Projects	-	2,446,275.05	2,446,275.05
Scholarship Fund	-	4,967,585.00	4,967,585.00
- Capital Outlays	-	149,743,977.90	149,743,977.90
Computerization Program	-	20,076,950.79	20,076,950.79
Peace & Order Program	-	1,089,705.00	1,089,705.00
Building & Other Structures	-	12,000,000.00	12,000,000.00
Public Infrastructure	-	22,498,200.00	22,498,200.00
2 Office of the Civil Security Unit			
- Personal Services	-	-	-
- Maint. & Other Operating Expenses	-	-	-
- Capital Outlays	-	-	-
3 Office of the Sangguniang Panlungsod			
- Personal Services	24,572,988.73	28,768,893.66	4,195,904.93
- Maint. & Other Operating Expenses	15,380,005.44	15,972,261.69	592,256.25
- Capital Outlays	653,700.00	915,449.50	261,749.50
4 Office of the City Planning & Development Coordinator			
- Personal Services	12,235,114.33	13,959,648.75	1,724,534.42
- Maint. & Other Operating Expenses	1,582,977.87	1,628,292.34	45,314.47
- Capital Outlays	-	48,694.00	48,694.00
5 Office of the Civil Registrar			
- Personal Services	11,266,198.79	12,160,215.47	894,016.68
- Maint. & Other Operating Expenses	2,287,497.45	2,328,039.25	40,541.80
- Capital Outlays	-	-	-
6 Office of the General Services			
- Personal Services	46,459,237.61	50,562,047.88	4,102,810.27
- Maint. & Other Operating Expenses	15,444,094.12	20,332,170.10	4,888,075.98
- Capital Outlays	-	27,286.00	27,286.00

continuation... **TABLE 95. COMPARATIVE EXPENDITURE BY OFFICE**

Batangas City
CY 2010 - 2011

	2011	2012	DIFFERENCE
7 Office of the City Budget Officer			
- Personal Services	7,004,060.93	7,929,759.02	925,698.09
- Maint. & Other Operating Expenses	1,453,966.54	1,824,702.84	370,736.30
- Capital Outlays	-	-	-
8 Office of the City Accountant			
- Personal Services	14,946,403.61	15,799,355.25	852,951.64
- Maint. & Other Operating Expenses	1,550,490.06	1,657,580.71	107,090.65
- Capital Outlays	-	19,250.00	19,250.00
9 Office of the City Treasurer			
- Personal Services	21,209,150.75	23,207,723.16	1,998,572.41
- Maint. & Other Operating Expenses	3,943,259.06	8,216,297.57	4,273,038.51
- Capital Outlays	-	-	-
10 Office of the City Assessor			
- Personal Services	17,188,639.14	18,649,627.86	1,460,988.72
- Maint. & Other Operating Expenses	5,092,049.44	7,113,321.03	2,021,271.59
- Capital Outlays	-	36,800.00	36,800.00
11 Office of the City Auditor			
- Maint. & Other Operating Expenses	-	-	-
- Capital Outlays	-	-	-
12 Office of the City Librarian			
- Personal Services	-	-	-
- Maint. & Other Operating Expenses	-	-	-
- Capital Outlays	-	-	-
13 Office of the City Legal Officer			
- Personal Services	4,526,588.20	5,097,098.57	570,510.37
- Maint. & Other Operating Expenses	378,637.44	594,690.89	216,053.45
- Capital Outlays	-	-	-
14 Office of the City Prosecutor (Fiscal)			
- Personal Services	2,991,548.23	2,740,705.69	(250,842.54)
- Maint. & Other Operating Expenses	-	-	-
- Capital Outlays	-	-	-
15 Inferior Court/City/Municipal/Regional Trial Court			
- Personal Services	-	-	-
- Maint. & Other Operating Expenses	-	-	-
16 Office of the City Health Officer			
- Personal Services	58,162,187.68	63,949,617.31	5,787,429.63
- Maint. & Other Operating Expenses	40,260,657.97	51,115,910.03	10,855,252.06
- Capital Outlays	-	44,625.00	44,625.00
17 Office of the City Social Welfare Officer			
- Personal Services	18,507,102.06	20,308,781.21	1,801,679.15
- Maint. & Other Operating Expenses	13,455,646.68	11,269,487.69	(2,186,158.99)
- Capital Outlays	-	-	-
18 Office of the City Veterinarian & Agricultural Services			
- Personal Services	22,042,831.61	23,258,993.68	1,216,162.07
- Maint. & Other Operating Expenses	9,794,042.29	15,533,371.29	5,739,329.00
- Capital Outlays	-	49,120.00	49,120.00

continuation... **TABLE 95. COMPARATIVE EXPENDITURE BY OFFICE**
Batangas City
CY 2010 - 2011

	2011	2012	DIFFERENCE
19 Office of the City Engineer			
- Personal Services	40,300,241.41	44,390,396.21	4,090,154.80
- Maint. & Other Operating Expenses	25,389,779.29	24,329,299.67	(1,060,479.62)
- Capital Outlays	-	50,000.00	50,000.00
20 Operation of Market & Slaughterhouse			
- Personal Services	23,400,193.73	25,120,160.76	1,719,967.03
- Maint. & Other Operating Expenses	5,222,591.62	9,104,920.63	3,882,329.01
- Capital Outlays	-	3,828,700.00	3,828,700.00
- Loans/Interest Payable	2,138,636.28	2,138,636.28	-
21 Colegio ng Lungsod ng Batangas			
- Personal Services	-	13,907,490.39	13,907,490.39
- Maint. & Other Operating Expenses	-	4,496,044.70	4,496,044.70
- Capital Outlays	-	-	-
Sub - Total	617,216,044.31	1,360,951,670.23	743,735,625.92

continuation... TABLE 95. COMPARATIVE EXPENDITURE BY OFFICE

Batangas City
CY 2011 - 2012

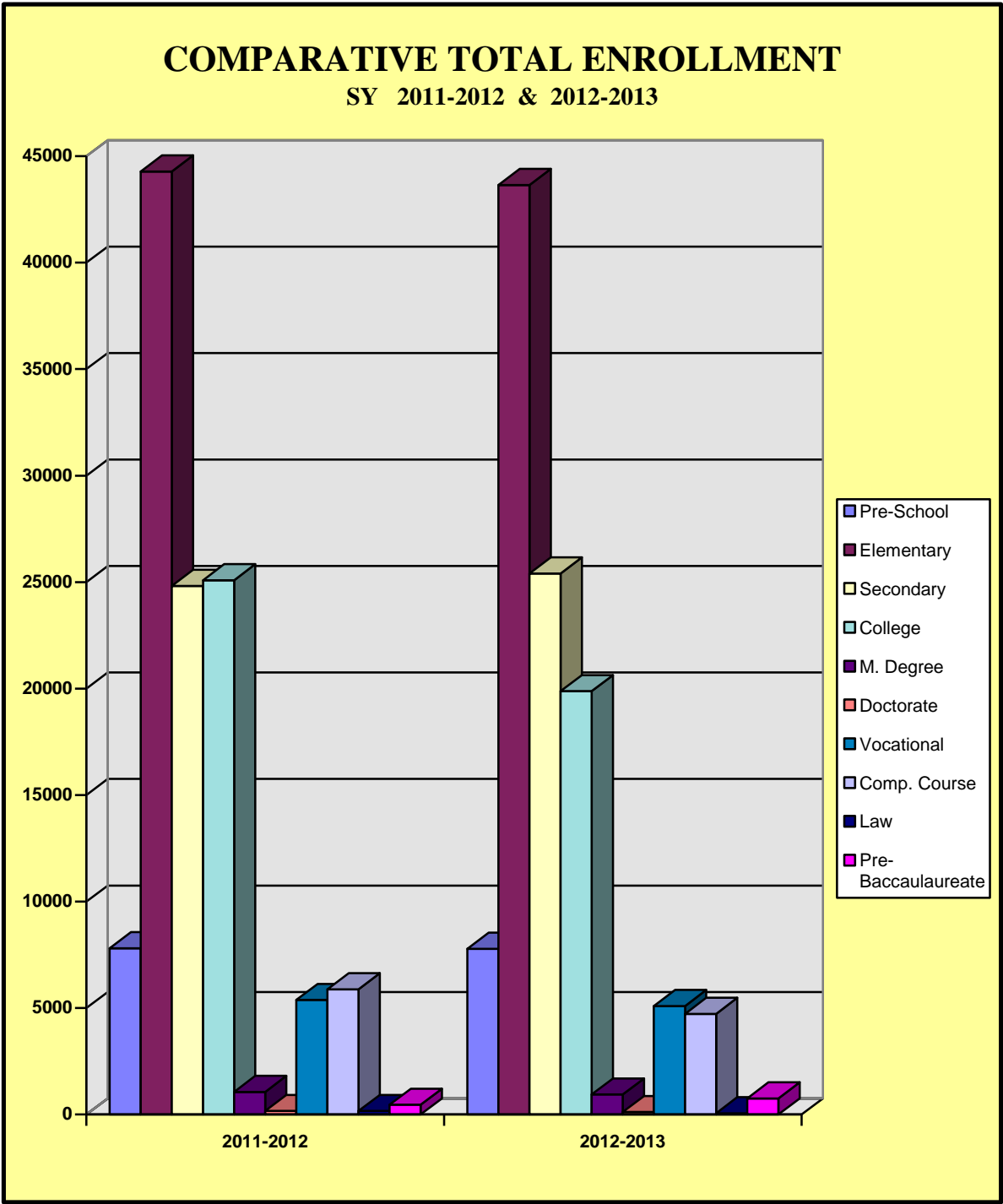
	2011	2012	DIFFERENCE
I NON- OFFICE/SPECIAL PURPOSE LUMPSUM APPROPRIATIONS			
Public Transport Planning & Management	-	-	-
Medical/Dental Care Program	-	-	-
Environmental/Sanitary Services	37,500,000.00	-	(37,500,000.00)
Community Development Projects	11,270,000.00	-	(11,270,000.00)
20% Development Fund (Lumpsum App.)	47,500,739.54	-	(47,500,739.54)
20% Development Fund (Financial Expense)	3,300,000.00	-	(3,300,000.00)
Barangay Development Fund	-	-	-
Loan Amortization (PREMIUMED)	-	-	-
Electricity Expenses	-	-	-
Sisterhood Program	916,577.59	-	(916,577.59)
Subsidy to MDP II RPTA Maintenance (Trust Fund)	-	-	-
Retirement Benefits (PS)	563,689.80	-	(563,689.80)
Terminal Leave (PS)	35,975,394.12	-	(35,975,394.12)
Water/Illumination Services	-	-	-
Cultural & Public Affairs Function	20,113,861.20	-	(20,113,861.20)
Anti-Illegal Drugs	-	-	-
National Health Ins./Indigent Program	6,172,600.00	-	(6,172,600.00)
Youth Welfare & Dev't. Program	3,873,858.31	-	(3,873,858.31)
Clean and Green Program	4,777,808.36	-	(4,777,808.36)
Aid to Puericulture Center	-	-	-
Aid to Phil. National Red Cross	500,000.00	-	(500,000.00)
Aid to Phil. Tuberculosis Society	-	-	-
Aid to Regional Development Council	24,758.80	-	(24,758.80)
Aid to League of Cities	200,000.00	-	(200,000.00)
Aid to ULAP	50,000.00	-	(50,000.00)
Membership Fee (ICLEI)	19,575.00	-	(19,575.00)
Support Fund for DILG Operation	195,553.01	-	(195,553.01)
Support Fund for PNP	-	-	-
Support Fund for BJMP Operation	-	-	-
Support Fund for Fire Bureau Operation	-	-	-
PLEB Operation	-	-	-
City Dev't. Council Operation	82,984.00	-	(82,984.00)
Historical Museum & Other Tourism Related Programs & Projects	-	-	-
Peace & Order Council Operation	48,301,184.17	-	(48,301,184.17)
Senior Citizen's Affairs Operation	783,150.35	-	(783,150.35)
Seminars & Training for Livelihood Opportunities	-	-	-
Scholarship Fund	35,666,258.29	-	(35,666,258.29)
Colegio ng Lungsod ng Batangas			
- Personal Services	-	-	-
- Maintenance & Other Operating Expenses	-	-	-
- Capital Outlay	-	-	-
Commission on Audit	615,450.08	-	(615,450.08)
Intelligence Fund	18,000,000.00	-	(18,000,000.00)
General Services/Job Order	42,577,894.55	-	(42,577,894.55)
Gender and Development	57,696,843.51	-	(57,696,843.51)
Subsidy to Other Fund	25,193,244.00	-	(25,193,244.00)
Insurance of Barangay Tanod	-	-	-
Batangas City Health Program	76,913,963.45	-	(76,913,963.45)
Subsidy to NGO's/Po's	-	-	-
5% Budgetary Reserve/Calamity Fund	2,486,033.00	-	(2,486,033.00)

continuation... **TABLE 95. COMPARATIVE EXPENDITURE BY OFFICE**
Batangas City
CY 2011 - 2012

	2011	2012	DIFFERENCE
Barangay Action Program	925,048.76	-	(925,048.76)
Seminars/Training of Barangay/SK/City Government Officials/City Wide Training for Barangay	-	-	-
Repair & Maint. of Gov't. Facilities	1,924,536.53	-	(1,924,536.53)
Materials Recovery Facility Project	-	-	-
Subsidy to National Government Agencies	-	918,555.99	918,555.99
Subsidy to NGOs/POs	-	323,791.10	323,791.10
City Development Council Operation	-	97,509.25	97,509.25
Barangay Development Fund	-	105,000.00	105,000.00
Gender and Development Programs	-	57,197,388.45	57,197,388.45
Local Disaster Risk Reduction & Management Fund (LDFRRMF)	-	7,398,937.05	7,398,937.05
20% Development Fund	-	8,374,011.13	8,374,011.13
20% Development Fund Financial Expenses	-	1,910,000.00	1,910,000.00
Sub - Total	484,121,006.42	76,325,192.97	(407,795,813.45)
II CAPITAL OUTLAYS			
<i>Engineering Services (Construction)</i>			
- Equipment Outlay	39,019,278.89	-	(39,019,278.89)
- Calamity Fund	34,677,898.86	-	(34,677,898.86)
- Buildings & other Structures	12,752,158.41	-	(12,752,158.41)
- Public Infrastructures	8,861,700.00	-	(8,861,700.00)
- Medical, Dental & Laboratory Equipment	310,786.86	-	(310,786.86)
<i>Community Development Projects</i>	-	-	-
- Public Infrastructures	51,904,912.00	-	(51,904,912.00)
- Land & Improvement & Leasehold Improvement Outlay	-	-	-
- Buildings & other Structures Outlay	11,841,280.00	-	(11,841,280.00)
- Agricultural, Fishery & Forestry Equipment	2,570,000.00	-	(2,570,000.00)
- Machineries & Equipment Outlay	7,548,000.00	-	(7,548,000.00)
- Other Property, Plant & Equipment	5,188,991.20	-	(5,188,991.20)
- Furnitures & Fixtures	-	-	-
<i>20% Development Fund</i>	-	103,565,138.77	103,565,138.77
<i>Calamity Fund/LDRRMF</i>	-	27,843,982.40	27,843,982.40
<i>Gender & Development</i>	-	44,200.00	44,200.00
Sub - Total	174,675,006.22	131,453,321.17	(43,221,685.05)
GRAND TOTAL	1,276,012,056.95	1,568,730,184.37	292,718,127.42
SUMMARY :			
- Personal Services	410,189,090.48	436,849,244.47	26,660,153.99
- Maint. & Other Operating Expenses	240,773,701.47	711,535,031.29	470,761,329.82
- Capital Outlays	175,328,706.22	341,882,079.36	166,553,373.14
- Non-Office Expenditures/SPLA (MOOE)	444,281,922.50	74,415,192.97	(369,866,729.53)
- Financial Expenses	5,438,636.28	4,048,636.28	(1,390,000.00)
TOTAL EXPENDITURES	1,276,012,056.95	1,568,730,184.37	292,718,127.42

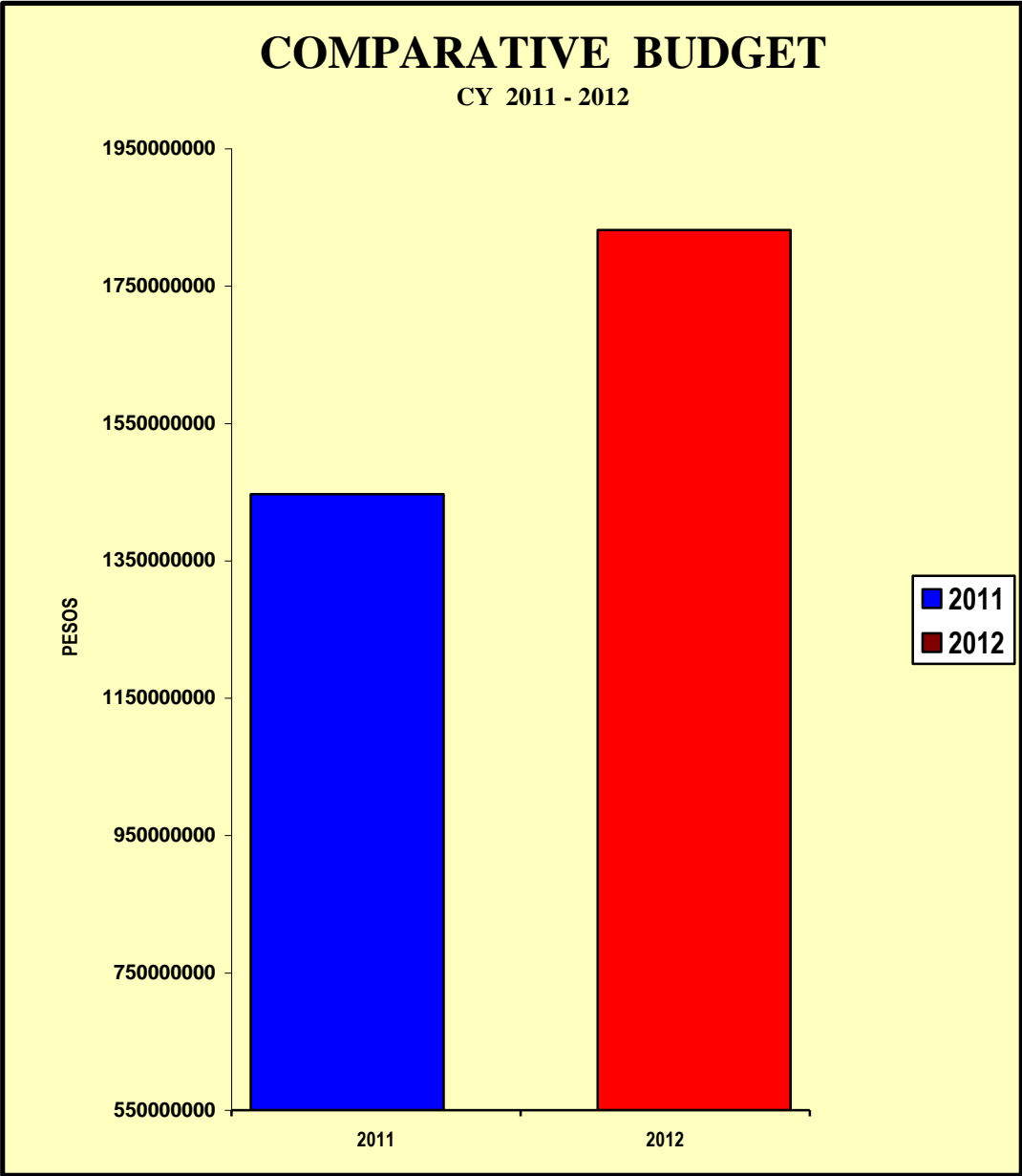
SOURCE : **Office of the City Accountant**
Batangas City

ANNEX “A”



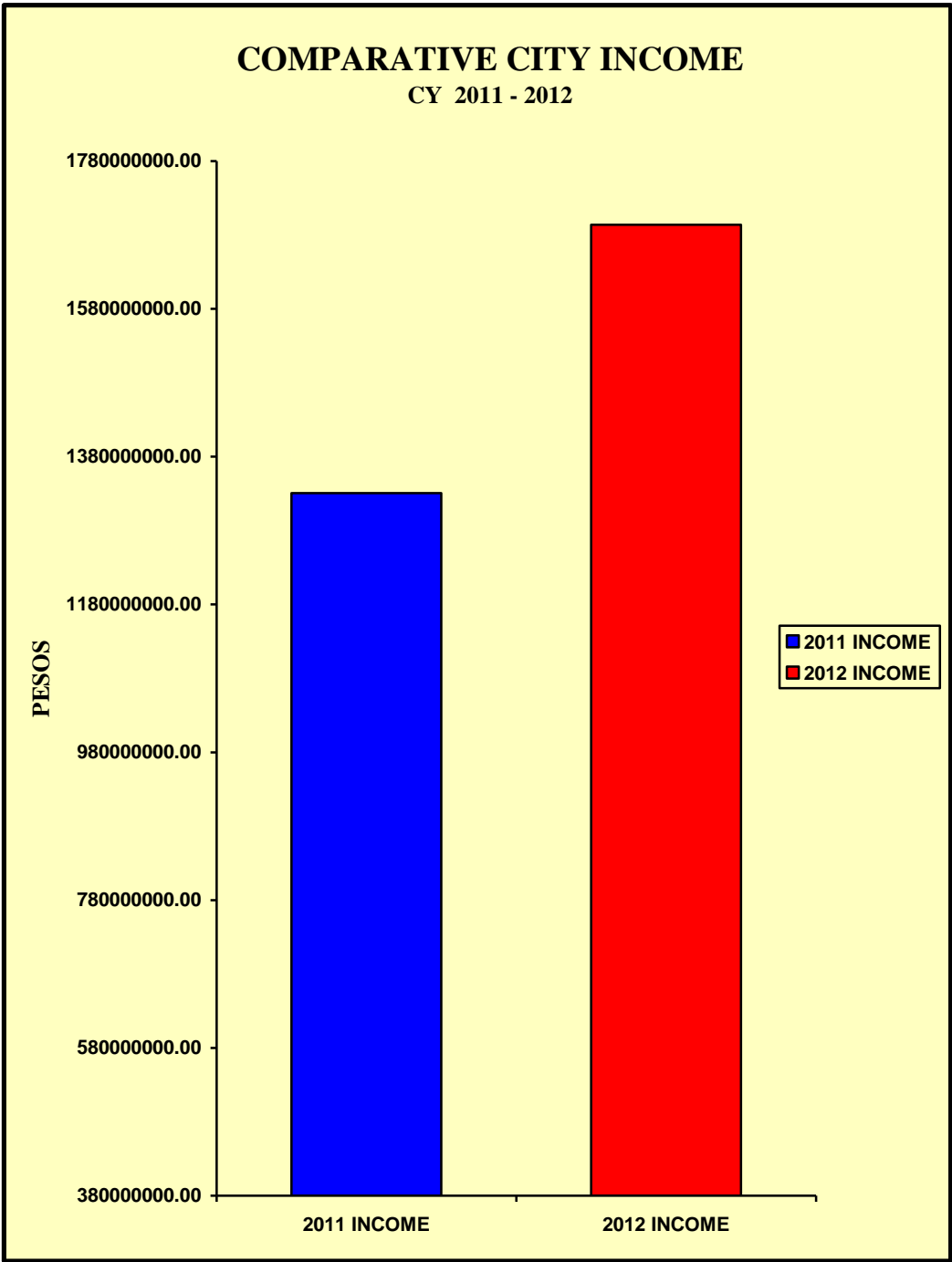
	Pre-School	Elem.	Secon-dary	College	MA	Docto-rate	Voca-tional	Comp. Course	Law	Pre-Baccaul aureate
'10-'12	7,811	44,280	24,820	25,092	1,061	165	5,384	5,884	166	461
'12-'13	7,786	43,648	25,409	19,881	942	155	5,097	4,728	60	756

ANNEX “B”



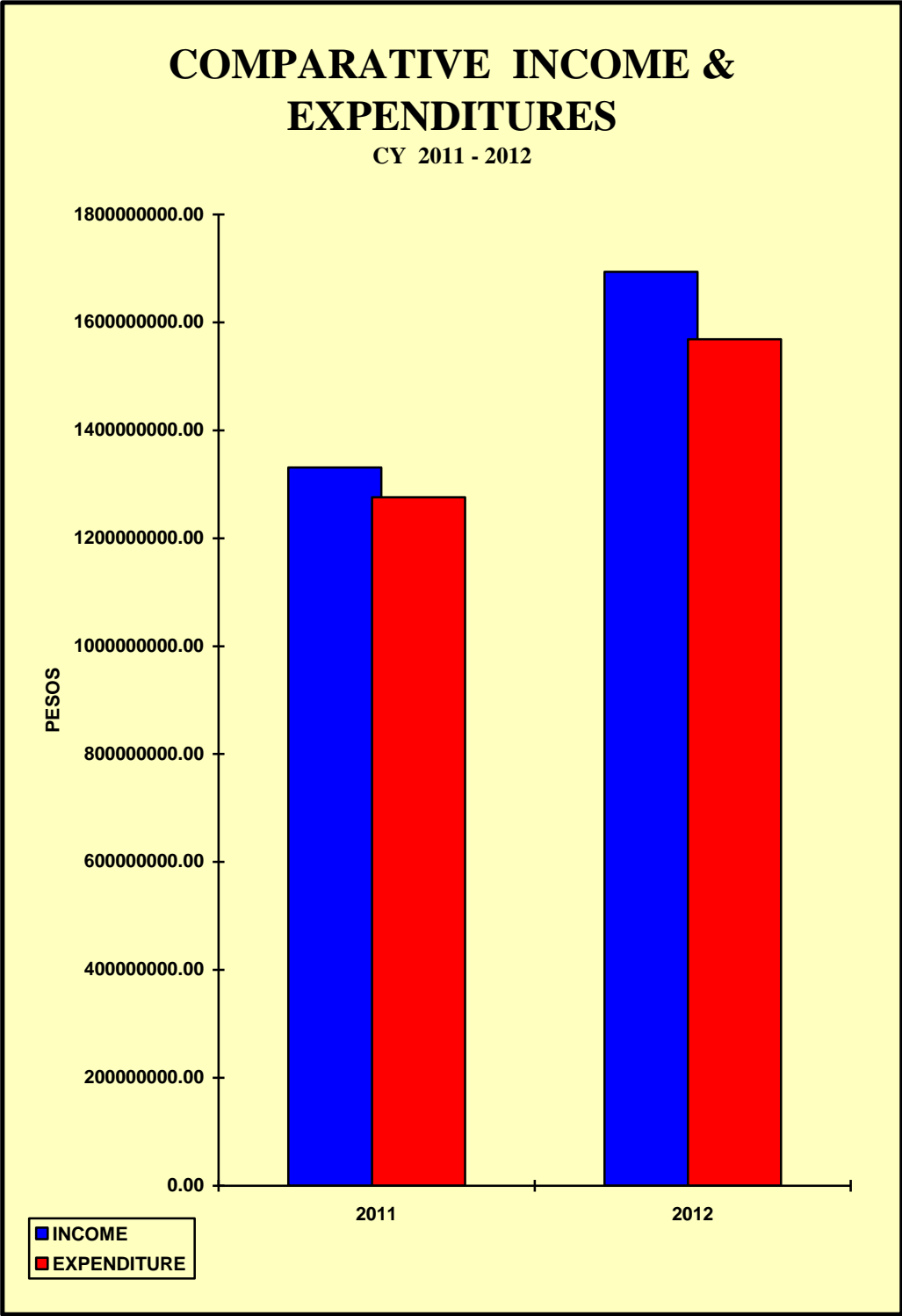
	2011	2012
BUDGET	1,446,880,778.28	1,831,623,775.91

ANNEX “C”



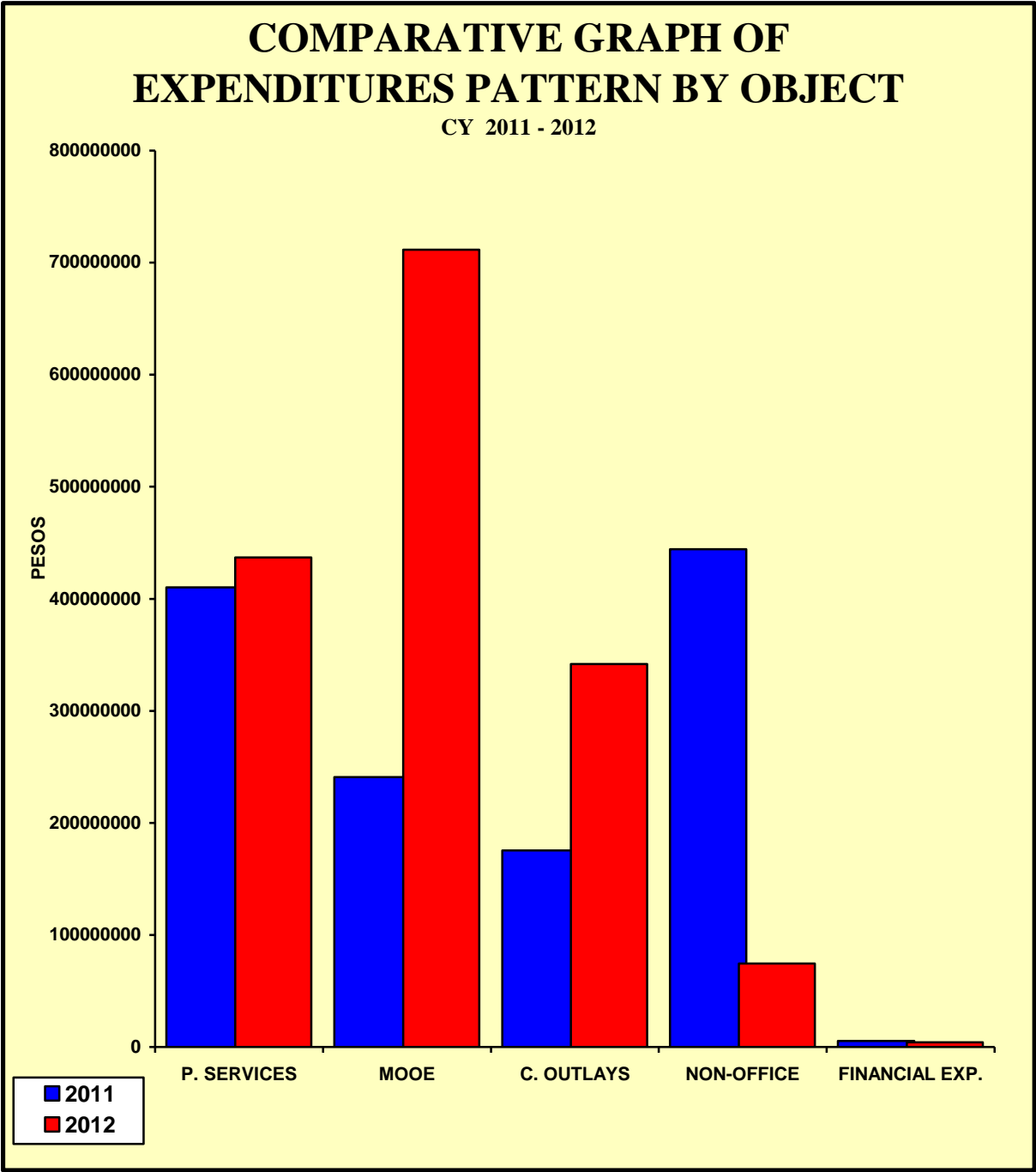
	2011	2012
INCOME	1,330,882,309.14	1,693,826,326.89

ANNEX “D”



	2011	2011
INCOME	1,330,882,309.14	1,693,826,326.89
EXPENDITURES	1,276,012,056.95	1,568,730,184.37

ANNEX “E”



	P. SERVICES	%	MOOE	%
2011	410,189,090.48	32.15	240,773,701.47	18.87
2012	436,849,244.47	27.85	711,535,031.29	45.36

	CAP. OUTLAY	%	NON-OFFICE	%	FINANCIAL EXP.	%
2011	175,328,706.22	13.74	444,281,922.50	34.82	5,438,636.28	0.43
2012	341,882,079.36	21.79	74,415,192.97	4.74	4,048,636.28	0.26

ANNEX F. ANNUAL BARANGAY SHARE
(Real Property Tax)
Batangas City
CY 2012

BARANGAY		SHARE 2011	SHARE 2012
GRAND TOTAL		82,647,059.57	253,275,715.76
Barangay	1	402,533.93	1,231,772.57
	2	401,133.29	1,233,165.82
	3	440,292.01	1,253,562.39
	4	400,952.14	1,223,477.16
	5	406,442.91	1,232,002.56
	6	442,561.49	1,242,759.84
	7	431,081.94	1,251,669.01
	8	397,917.35	1,228,542.92
	9	497,135.99	1,305,608.99
	10	522,896.71	1,354,326.21
	11	408,053.05	1,255,216.14
	12	465,699.46	1,287,976.73
	13	425,885.34	1,253,208.78
	14	826,961.44	1,660,799.54
	15	459,900.94	1,288,232.25
	16	495,650.54	1,316,925.04
	17	411,128.37	1,256,044.38
	18	478,932.57	1,261,144.66
	19	394,782.54	1,221,543.70
	20	378,420.22	1,214,169.96
	21	414,023.27	1,237,037.70
	22	464,410.76	1,284,875.58
	23	397,149.94	1,234,914.76
	24	378,501.92	1,206,156.16
<i>Sub - Total (Poblacion)</i>		10,742,448.12	30,535,132.85
Alangilan*		889,175.31	1,715,315.55
Balagtas*		731,223.51	1,525,372.14
Balete		407,274.18	1,231,456.41
Banaba Center		401,976.95	1,223,306.91
Banaba East		396,799.90	1,245,720.58
Banaba South		407,357.04	1,237,262.53
Banaba West		411,226.75	1,217,568.46
Bilogo		400,703.74	1,224,722.63
Bolbok*		787,646.92	1,500,668.49
Bucal		393,077.30	1,220,805.60
Calicanto*		605,653.03	3,364,125.03
Catandala		386,813.44	1,214,597.33

continuation... ANNEX F. ANNUAL BARANGAY SHARE
(Real Property Tax)
Batangas City
CY 2012

BARANGAY	SHARE 2011	SHARE 2012
Concepcion	416,338.75	1,234,603.38
Conde Itaas	384,307.26	1,211,705.53
Conde Labac	389,184.03	1,218,629.36
Cumba	400,392.92	1,222,481.17
Cuta*	689,986.58	1,493,415.87
Dalig	389,220.52	1,219,411.29
Dela Paz Proper	394,004.23	1,228,678.37
Dela Paz Pulot Aplaya	385,594.44	1,210,402.06
Dela Paz Pulot Itaas	390,947.05	1,210,822.24
Dumantay	408,726.25	1,240,882.33
Dumuclay	409,558.31	1,237,894.85
Gulod Itaas*	495,980.38	1,270,420.11
Gulod Labac*	627,989.50	1,428,503.77
Haligue Kanluran	389,313.65	1,214,643.38
Haligue Silangan	390,050.88	1,214,030.76
Ilijan	404,107.34	84,965,542.36
Kumintang Ibaba*	1,037,395.95	1,739,120.25
Kumintang Ilaya*	582,244.36	1,388,795.48
Libjo*	694,261.13	1,451,386.57
Liponpon, Isla Verde	381,466.77	1,210,182.14
Maapaz	380,362.87	1,209,530.66
Mabacong	763,134.27	1,308,429.90
Mahabang Dahilig	385,558.42	1,214,829.27
Mahabang Parang	450,219.34	1,264,162.70
Mahacot Kanluran	394,493.48	1,215,625.86
Mahacot Silangan	386,991.19	1,214,176.13
Malalim	385,998.39	1,215,801.65
Malibayo	382,145.65	1,212,000.52
Malitam	428,576.65	1,238,395.34
Maruclap	384,411.58	1,211,728.59
Pagkilatan	393,052.96	1,223,680.95
Paharang Kanluran	397,998.35	1,220,180.55
Paharang Silangan	393,685.88	1,220,411.14
Pallocan Kanluran*	1,927,014.63	2,668,292.07
Pallocan Silangan	465,402.04	1,301,681.82
Pinamucan Ibaba	622,531.08	1,447,615.80
Pinamucan Proper	645,206.40	1,450,607.94
Pinamucan Silangan	384,802.14	1,209,892.50
Sampaga	457,699.04	1,296,186.65

continuation... ANNEX F. ANNUAL BARANGAY SHARE
(Real Property Tax)
Batangas City
CY 2012

BARANGAY	SHARE 2011	SHARE 2012
San Agapito, Isla Verde	383,151.47	1,211,703.37
San Agustin Kanluran, Isla Verde	380,737.48	1,208,236.30
San Agustin Silangan, Isla Verde	380,942.52	1,208,271.47
San Andres, Isla Verde	382,921.29	1,210,502.33
San Antonio, Isla Verde	393,506.27	1,224,074.81
San Isidro	935,076.72	1,736,838.37
San Jose Sico	392,398.87	1,218,064.35
San Miguel	396,909.13	1,220,003.71
San Pedro	388,784.88	1,217,466.69
Simlong	2,020,470.66	3,076,764.54
Sirang Lupa	388,742.51	1,217,782.04
Sorosoro Ibaba	393,657.57	1,219,929.83
Sorosoro Ilaya	392,357.86	1,217,840.88
Sorosoro Karsada	418,978.49	1,261,172.95
Sta. Clara*	2,448,673.47	3,241,216.76
Sta. Rita Aplaya*	13,541,956.45	14,362,722.20
Sta. Rita Karsada*	1,105,167.37	1,899,000.89
Sto. Domingo	401,931.64	1,215,676.51
Sto. Niño	399,488.06	1,216,044.87
Tabangao Ambulong	14,143,570.51	14,795,693.94
Tabangao Aplaya	2,084,334.04	2,637,611.41
Tabangao Dao	388,260.23	1,216,801.46
Talahib Pandayan	428,124.26	1,235,583.81
Talahib Payapa	385,814.65	1,210,314.55
Talumpok Kanluran	400,673.01	1,224,103.53
Talumpok Silangan	413,879.29	1,233,255.27
Tinga Itaas	397,126.97	1,220,828.31
Tinga Labac	444,774.21	1,247,491.07
Tulo	417,202.18	1,239,772.45
Wawa*	945,716.66	1,220,111.27
<i>Sub-Total</i>	71,904,611.45	222,740,582.91

* - Urban Barangays

SOURCE : Land Tax Division
City Treasurer's Office

**ANNEX F1. INTERNAL REVENUE ALLOTMENT
BY BARANGAY
Batangas City
CY 2012**

BARANGAY		SHARE 2011	SHARE 2012
GRAND TOTAL		139,387,404.00	145,790,090.00
Barangay	1	626,500.00	657,314.00
	2	588,780.00	617,967.00
	3	543,880.00	571,129.00
	4	868,370.00	909,610.00
	5	641,470.00	672,923.00
	6	1,130,890.00	1,183,457.00
	7	716,320.00	744,742.00
	8	651,650.00	683,538.00
	9	583,390.00	612,346.00
	10	610,034.00	640,451.00
	11	681,580.00	714,767.00
	12	998,580.00	1,045,449.00
	13	623,510.00	654,190.00
	14	584,290.00	613,281.00
	15	548,670.00	576,123.00
	16	440,100.00	459,072.00
	17	530,710.00	557,390.00
	18	630,990.00	662,000.00
	19	666,910.00	699,466.00
	20	586,090.00	615,162.00
	21	611,230.00	641,386.00
	22	535,500.00	562,384.00
	23	704,930.00	739,121.00
	24	1,401,800.00	1,466,056.00
<i>Sub - Total (Poblacion)</i>		16,506,174.00	17,299,324.00
Alangilan*		4,484,140.00	4,681,356.00
Balagtas*		2,887,740.00	3,016,088.00
Balete		3,153,260.00	3,293,068.00
Banaba Center		1,057,560.00	1,106,961.00
Banaba East		1,000,380.00	1,047,319.00
Banaba South		889,620.00	931,786.00
Banaba West		1,311,400.00	1,371,753.00
Bilogo		1,036,600.00	1,085,104.00
Bolbok*		3,990,830.00	4,166,754.00
Bucal		1,124,610.00	1,176,910.00

**continuation... ANNEX F1. INTERNAL REVENUE ALLOTMENT
BY BARANGAY
Batangas City
CY 2012**

BARANGAY	SHARE 2011	SHARE 2012
Calicanto*	3,616,650.00	3,776,430.00
Catandala	679,780.00	712,897.00
Concepcion	1,417,370.00	1,482,294.00
Conde Itaas	847,120.00	887,447.00
Conde Labac	1,024,630.00	1,072,610.00
Cumba	740,550.00	776,281.00
Cuta*	3,989,030.00	4,167,086.00
Dalig	1,079,710.00	1,130,074.00
Dela Paz Proper	1,236,860.00	1,294,007.00
Dela Paz Pulot Aplaya	659,730.00	691,977.00
Dela Paz Pulot Itaas	625,900.00	656,689.00
Dumantay	1,490,410.00	1,558,480.00
Dumucloy	1,262,010.00	1,320,231.00
Gulod Itaas*	1,948,700.00	2,036,551.00
Gulod Labac*	1,128,500.00	1,180,971.00
Haligue Kanluran	822,870.00	862,158.00
Haligue Silangan	959,670.00	1,004,850.00
Ilijan	1,630,800.00	1,704,934.00
Kumintang Ibaba*	3,566,950.00	3,724,600.00
Kumintang Ilaya*	3,507,090.00	3,662,153.00
Libjo*	3,382,260.00	3,531,935.00
Liponpon, Isla Verde	732,770.00	768,163.00
Maapaz	541,190.00	568,326.00
Mabacong	974,940.00	1,020,778.00
Mahabang Dahilig	888,130.00	930,226.00
Mahabang Parang	1,404,490.00	1,468,863.00
Mahacot Kanluran	659,130.00	691,350.00
Mahacot Silangan	669,310.00	701,965.00
Malalim	808,800.00	847,473.00
Malibayo	609,140.00	639,199.00
Malitam	2,338,750.00	2,443,419.00
Maruclap	765,400.00	802,197.00
Pagkilatan	844,420.00	884,642.00
Paharang Kanluran	854,300.00	894,938.00
Paharang Silangan	812,990.00	851,851.00
Pallocan Kanluran*	2,263,010.00	2,364,417.00
Pallocan Silangan	1,060,250.00	1,109,768.00
Pinamucan Ibaba	880,940.00	922,735.00
Pinamucan Proper	1,429,940.00	1,495,406.00
Pinamucan Silangan	788,450.00	826,243.00
Sampaga	1,517,650.00	1,586,904.00

**continuation... ANNEX F1. INTERNAL REVENUE ALLOTMENT
BY BARANGAY
Batangas City
CY 2012**

BARANGAY	SHARE 2011	SHARE 2012
San Agapito, Isla Verde	940,810.00	985,182.00
San Agustin Kanluran, Isla Verde	767,190.00	804,078.00
San Agustin Silangan, Isla Verde	773,780.00	810,942.00
San Andres, Isla Verde	797,720.00	835,923.00
San Antonio, Isla Verde	911,480.00	954,580.00
San Isidro	2,342,640.00	2,447,478.00
San Jose Sico	1,830,760.00	1,913,516.00
San Miguel	1,131,490.00	1,184,095.00
San Pedro	926,140.00	969,881.00
Simlong	1,548,480.00	1,619,057.00
Sirang Lupa	838,740.00	878,702.00
Sorosoro Ibaba	1,326,960.00	1,387,991.00
Sorosoro Ilaya	1,035,400.00	1,083,852.00
Sorosoro Karsada	880,040.00	921,800.00
Sta. Clara*	3,848,940.00	4,018,751.00
Sta. Rita Aplaya*	1,066,240.00	1,116,016.00
Sta. Rita Karsada*	6,322,410.00	6,598,911.00
Sto. Domingo	1,024,330.00	1,072,302.00
Sto. Niño	1,130,890.00	1,183,468.00
Tabangao Ambulong	1,994,200.00	2,084,016.00
Tabangao Aplaya	1,457,180.00	1,523,819.00
Tabangao Dao	1,220,100.00	1,276,517.00
Talahib Pandayan	1,087,190.00	1,137,873.00
Talahib Payapa	656,140.00	688,225.00
Talumpok Kanluran	1,299,430.00	1,359,270.00
Talumpok Silangan	1,084,800.00	1,135,376.00
Tinga Itaas	1,311,100.00	1,371,447.00
Tinga Labac	2,058,560.00	2,151,149.00
Tulo	1,480,830.00	1,548,492.00
Wawa*	2,390,530.00	2,497,440.00
<i>Sub-Total</i>	122,881,230.00	128,490,766.00

NOTE:

No available data for:

100% IRA Share - December 2012

* - Urban Barangays

**SOURCE : City Budget Office
Batangas City**

ANNEX F2. ANNUAL BUDGET BY BARANGAY
Batangas City
CY 2012

BARANGAY		ANNUAL 2012	SB #1 2012	SB #2 2012	SB #3 2012	SB #4 2012	TOTAL BUDGET
GRAND TOTAL		241,223,532.00	48,278,629.47	152,839,540.76	7,220,094.17	792,982.17	450,354,778.57
Barangay	1	1,090,529.00	136,490.36	792,980.00	-	-	2,019,999.36
	2	1,043,997.00	142,358.59	792,982.00	-	-	1,979,337.59
	3	1,011,550.00	611,847.67	792,982.00	-	-	2,416,379.67
	4	1,352,545.00	211,556.35	792,982.17	-	-	2,357,083.52
	5	1,126,195.00	762,997.84	792,982.17	-	-	2,682,175.01
	6	1,706,009.00	231,935.99	792,982.17	-	-	2,730,927.16
	7	1,305,020.00	223,876.63	792,982.00	-	-	2,321,878.63
	8	1,114,827.00	121,700.34	792,982.17	-	-	2,029,509.51
	9	1,207,818.00	307,175.75	-	-	-	1,514,993.75
	10	1,213,288.00	116,558.91	792,980.00	-	-	2,122,826.91
	11	1,152,500.00	91,000.00	10,000.00	792,980.00	-	2,046,480.00
	12	1,569,262.00	189,144.52	425,000.00	792,982.17	-	2,976,388.69
	13	1,136,600.00	120,773.13	599,785.00	-	-	1,857,158.13
	14	1,864,300.00	792,961.75	-	-	-	2,657,261.75
	15	1,079,137.00	117,216.81	792,982.17	-	-	1,989,335.98
	16	1,002,972.00	365,658.00	792,980.00	-	-	2,161,610.00
	17	996,998.00	-	-	-	-	996,998.00
	18	1,150,058.00	298,746.00	792,980.00	-	-	2,241,784.00
	19	1,176,878.00	435,093.47	792,980.00	-	-	2,404,951.47
	20	1,027,101.00	123,330.21	792,982.00	-	-	1,943,413.21
	21	1,103,561.00	357,680.00	792,982.00	-	-	2,254,223.00
	22	1,083,879.00	137,936.07	792,982.00	-	-	2,014,797.07
	23	1,201,000.00	126,661.83	200,000.00	792,982.00	-	2,320,643.83
	24	1,927,760.00	397,526.09	792,982.17	-	-	3,118,268.26
<i>Sub - Total (Poblacion)</i>		29,643,784.00	6,420,226.31	14,715,470.02	2,378,944.17	-	53,158,424.50
Alangilan*		6,107,000.00	1,529,682.00	792,818.00	-	-	8,429,500.00
Balagtas*		4,175,000.00	839,412.52	792,982.17	-	-	5,807,394.69
Balete		3,920,700.00	528,338.35	792,980.00	-	-	5,242,018.35
Banaba Center		1,590,431.00	412,200.00	792,980.00	-	-	2,795,611.00
Banaba East		1,550,000.00	938,426.34	792,982.17	-	-	3,281,408.51
Banaba South		1,395,440.00	194,209.00	-	-	-	1,589,649.00
Banaba West		1,880,885.00	295,000.00	438,947.00	-	-	2,614,832.00
Bilogo		1,546,936.00	433,213.27	792,982.17	-	-	2,773,131.44
Bolbok*		5,259,251.00	768,037.37	792,982.17	-	-	6,820,270.54
Bucal		1,735,532.00	234,500.00	792,982.00	-	-	2,763,014.00
Calicanto*		4,808,947.00	628,100.00	2,153,194.00	-	-	7,590,241.00
Catandala		1,133,840.00	202,400.66	47,526.15	792,982.00	-	2,176,748.81
Concepcion		1,998,020.00	271,401.63	792,982.00	-	-	3,062,403.63
Conde Itaas		1,316,047.00	136,930.90	792,982.17	-	-	2,245,960.07
Conde Labac		1,528,347.00	303,509.30	792,982.17	-	-	2,624,838.47
Cumba		1,230,348.00	208,850.34	792,982.17	-	-	2,232,180.51
Cuta*		5,219,000.00	967,800.70	792,982.00	-	-	6,979,782.70
Dalig		1,585,490.00	202,635.00	792,125.00	-	-	2,580,250.00

continuation... ANNEX F2. ANNUAL BUDGET BY BARANGAY
 Batangas City
 CY 2012

BARANGAY	ANNUAL 2012	SB #1 2012	SB #2 2012	SB #3 2012	SB #4 2012	TOTAL BUDGET
Dela Paz Proper	1,791,166.00	126,774.42	792,982.17	-	-	2,710,922.59
Dela Paz Pulot Aplaya	1,103,640.00	452,847.81	792,982.17	-	-	2,349,469.98
Dela Paz Pulot Itaas	1,098,044.00	246,911.90	792,982.00	-	-	2,137,937.90
Dumantay	2,045,308.00	423,612.65	792,982.00	-	-	3,261,902.65
Dumuclay	1,857,667.00	628,089.79	792,982.17	-	-	3,278,738.96
Gulod Itaas*	2,607,250.00	537,467.36	792,987.17	-	-	3,937,704.53
Gulod Labac*	1,911,735.00	327,000.00	792,982.17	-	-	3,031,717.17
Haligue Kanluran	1,307,854.00	173,802.30	792,982.17	-	-	2,274,638.47
Haligue Silangan	1,443,044.00	143,593.65	792,982.17	-	-	2,379,619.82
Ilijan	2,227,910.00	909,973.78	84,158,772.00	-	-	87,296,655.78
Kumintang Ibaba*	4,963,630.00	897,400.00	792,980.00	-	-	6,654,010.00
Kumintang Ilaya*	4,593,121.00	530,600.00	797,980.00	-	-	5,921,701.00
Libjo*	4,362,978.00	1,295,000.00	792,980.00	-	-	6,450,958.00
Liponpon, Isla Verde	1,189,791.00	380,578.82	50,000.00	792,864.00	-	2,413,233.82
Maapaz	970,780.00	672,697.30	-	-	-	1,643,477.30
Mabacong	1,589,554.00	792,982.00	-	-	-	2,382,536.00
Mahabang Dahilig	1,370,654.00	361,326.00	792,982.00	-	-	2,524,962.00
Mahabang Parang	1,991,610.00	221,000.00	121,014.16	792,980.00	-	3,126,604.16
Mahacot Kanluran	1,119,996.00	735,000.00	792,947.00	-	-	2,647,943.00
Mahacot Silangan	1,126,655.00	264,367.00	792,947.00	-	-	2,183,969.00
Malalim	1,272,968.00	312,720.68	792,982.17	-	-	2,378,670.85
Malibayo	1,052,006.00	226,458.45	792,982.17	-	-	2,071,446.62
Malitam	3,028,880.00	399,277.89	792,000.00	-	-	4,220,157.89
Maruclap	1,223,577.00	301,846.73	792,982.17	-	-	2,318,405.90
Pagkilatan	1,321,089.00	491,733.65	792,947.00	-	-	2,605,769.65
Paharang Kanluran	1,333,396.00	161,226.40	100,000.00	792,980.00	-	2,387,602.40
Paharang Silangan	1,292,953.00	462,516.00	792,982.00	-	-	2,548,451.00
Pallocan Kanluran*	5,161,000.00	792,982.17	-	-	-	5,953,982.17
Pallocan Silangan	1,676,060.00	222,211.43	792,982.00	-	-	2,691,253.43
Pinamucan Ibaba	1,591,547.00	470,922.50	792,982.17	-	-	2,855,451.67
Pinamucan Proper	2,700,000.00	409,201.66	792,980.00	-	-	3,902,181.66
Pinamucan Silangan	1,251,462.00	453,330.30	100,000.00	792,982.00	-	2,597,774.30
Sampaga	2,192,788.00	379,533.36	792,982.00	-	-	3,365,303.36
San Agapito, Isla Verde	1,437,253.00	553,800.00	792,947.00	-	-	2,784,000.00
San Agustin Kanluran, I.V.	1,225,887.00	169,268.07	792,982.17	-	-	2,188,137.24
San Agustin Silangan, I.V.	1,239,334.00	162,610.19	792,982.17	-	-	2,194,926.36
San Andres, Isla Verde	1,266,710.00	166,705.48	792,980.00	-	-	2,226,395.48
San Antonio, Isla Verde	1,401,043.00	202,779.48	792,947.00	-	-	2,396,769.48
San Isidro	3,549,808.00	787,304.63	-	-	-	4,337,112.63
San Jose Sico	2,408,800.00	481,200.00	768,947.00	-	-	3,658,947.00
San Miguel	1,651,729.00	723,000.00	792,980.00	-	-	3,167,709.00
San Pedro	1,409,796.00	355,788.37	792,980.00	-	-	2,558,564.37
Simlong	4,023,894.00	159,065.54	792,980.00	-	-	4,975,939.54
Sirang Lupa	1,316,410.00	156,798.00	792,982.00	-	-	2,266,190.00
Sorosoro Ibaba	1,870,299.00	262,460.17	792,982.00	-	-	2,925,741.17
Sorosoro Ilaya	1,542,933.00	309,531.91	792,982.00	-	-	2,645,446.91
Sorosoro Karsada	1,394,167.00	223,601.23	792,980.00	-	-	2,410,748.23

continuation... ANNEX F2. ANNUAL BUDGET BY BARANGAY
 Batangas City
 CY 2012

BARANGAY	ANNUAL 2012	SB #1 2012	SB #2 2012	SB #3 2012	SB #4 2012	TOTAL BUDGET
Sta. Clara*	5,208,807.00	2,162,033.43	792,982.00	-	-	8,163,822.43
Sta. Rita Aplaya*	14,723,337.00	100,000.00	100,000.00	792,982.00	-	15,716,319.00
Sta. Rita Karsada*	8,198,454.00	1,031,690.00	792,980.00	-	-	10,023,124.00
Sto. Domingo	1,527,773.00	319,678.44	792,982.17	-	-	2,640,433.61
Sto. Niño	1,670,912.00	420,700.00	792,982.17	-	-	2,884,594.17
Tabangao Ambulong	18,860,000.00	3,980,563.17	792,982.18	-	-	23,633,545.35
Tabangao Aplaya	3,800,000.00	1,324,854.00	-	-	-	5,124,854.00
Tabangao Dao	1,729,214.00	518,400.12	792,982.17	-	-	3,040,596.29
Talahib Pandayan	1,630,961.00	152,222.78	792,982.17	-	-	2,576,165.95
Talahib Payapa	1,100,429.00	153,055.33	792,982.00	-	-	2,046,466.33
Talumpok Kanluran	1,910,000.00	230,868.80	792,980.00	-	-	2,933,848.80
Talumpok Silangan	1,663,887.00	507,000.00	-	-	-	2,170,887.00
Tinga Itaas	1,865,000.00	362,772.20	125,000.00	83,380.00	792,982.17	3,229,134.37
Tinga Labac	3,082,835.00	323,781.00	792,982.00	-	-	4,199,598.00
Tulo	2,091,200.00	236,415.32	792,981.00	-	-	3,120,596.32
Wawa*	3,027,549.00	1,020,822.12	792,982.17	-	-	4,841,353.29
Sub-Total	211,579,748.00	41,858,403.16	138,124,070.74	4,841,150.00	792,982.17	397,196,354.07

* - Urban Barangays
 SB - Supplemental Budget

SOURCE : City Budget Office
 Batangas City

***7. DEVELOPMENT ADMINISTRATION
(CITY BUREAUCRACY)***

ANNEX G

LIST OF CITY GOVERNMENT OFFICIALS, DEPARTMENT HEADS AND CHIEF OF OFFICES As of June 2013

City Mayor Hon. Vilma Abaya Dimacuha
Vice Mayor Hon. Jose Virgilio Y. Tolentino

Sangguniang Panlungsod Members:

Hon. Dexter R. Buted
Hon. Hamilton G. Blanco
Hon. Ma. Claudette U. Ambida
Hon. Mario Vittorio A. Mariño
Hon. Eloisa Angela D. Portugal
Hon. Luisa F. Macaraig
Hon. Sergie Rex M. Atienza
Hon. Elizalde M. Ferriols Jr.
Hon. Armando C. Lazarte
Hon. Narciso B. Macarandang
Hon. Prudencio A. Cepillo (ABC President)
Hon. Richard I. Cabatay (SK Federation President)

City Accountant	Mrs. Aster P. Marasigan
City Administrator	Atty. Teodulfo A. Deguito (Acting)
City Assessor	Ms. Guadalupe Judy A. Tumaming
City Budget Officer	Mrs. Elizabeth Q. Delos Reyes
City Civil Registrar	Mrs. Josephine P. Maranan
City Engineer	Engr. Adela B. Hernandez
City General Services Officer	Miss Jocelyn E. Cantre
City Health Officer	Dr. Rosanna Carmelita A. Barrion
City Legal Officer	Atty. Teodulfo A. Deguito
City Market Administrator	Miss Carmela H. Atienza
City Planning & Dev't. Coordinator	Engr. Januario B. Godoy
City Secretary (Sangguniang Panlungsod).....	Atty. Oliva D. Telegatos
City Social Welfare & Dev't. Officer	Mrs. Mila M. Española
City Treasurer	Mrs. Maria Teresa T. Geron
City Veterinarian	Dr. Estelita G. Lacsamana
Secretary to the Mayor	Atty. Victor Reginald A. Dimacuha
City COMELEC Registrar	Mr. Juan B. Aguila Jr. (OIC)
City Fire Marshal (BFP/DILG)	F/Supt Rommel T. Tradio
City Local Gov't. Operation Officer (DILG) ...	Mrs. Victoria Amor M. San Gabriel
City Prosecutor (DOJ)	Fiscal Evelyn A. Panopio-Jovellanos (OIC)
City Warden	J/CInsp Lorenzo V. Reyes (OIC)
City Wardress	SJO4 Irene R. Capirig (OIC)
MTCC Judge Branch I (DOJ)	Hon. Eleuterio L. Bathán
MTCC Judge Branch II (DOJ)	Hon. Eleuterio L. Bathán
PNP City Office	P/Supt Nicolas D. Torre III (OIC)
Schools Division Superintendent (DepEd)	Dr. Rommel C. Bautista (OIC)
State Auditor IV	Miss Maria Delia B. Semaña

**ANNEX H. BATANGAS CITY GOVERNMENT, SEX DISTRIBUTION
OF PERSONNEL (Permanent Employees)
CY 2012**

OFFICE	MALE	FEMALE	TOTAL
GRAND TOTAL	475	848	1,323
Mayor's Office	35	80	115
Defense & Security Service	34	13	47
Sangguniang Panlungsod	31	47	78
City Planning & Development Office	11	26	37
Civil Registration Office	5	28	33
General Services Office	103	115	218
City Budget	1	18	19
City Accountant	5	40	45
City Treasurer's Office	18	53	71
City Assessors Office	26	36	62
City Library	1	7	8
City Legal	4	10	14
City Prosecutor	3	6	9
City Health Office	14	134	148
Social Welfare & Development Office	3	60	63
City Veterinary & Agricultural Services	24	42	66
City Engineer	89	47	136
City Market Administrator	53	64	117
Colegio ng Lungsod ng Batangas	15	22	37

**SOURCE : Human Resource Management & Dev't. Office
City Mayor's Office**

ANNEX H1. NUMBER OF CITY GOVERNMENT PERSONNEL BY AGE
Batangas City
(Permanent)
CY 2012

AGE GROUP	NUMBER OF PERSONNEL			PERCENTAGE
	MALE	FEMALE	TOTAL	
GRAND TOTAL	475	848	1,323	100.00%
18 - 30	31	45	76	5.74%
31 - 40	124	218	342	25.85%
41 - 50	184	314	498	35.14%
51 - 60	113	230	343	25.93%
61 - 65	20	39	59	4.46%
66 - 70	3	2	5	0.38%
71 & Above	-	-	-	0.00%

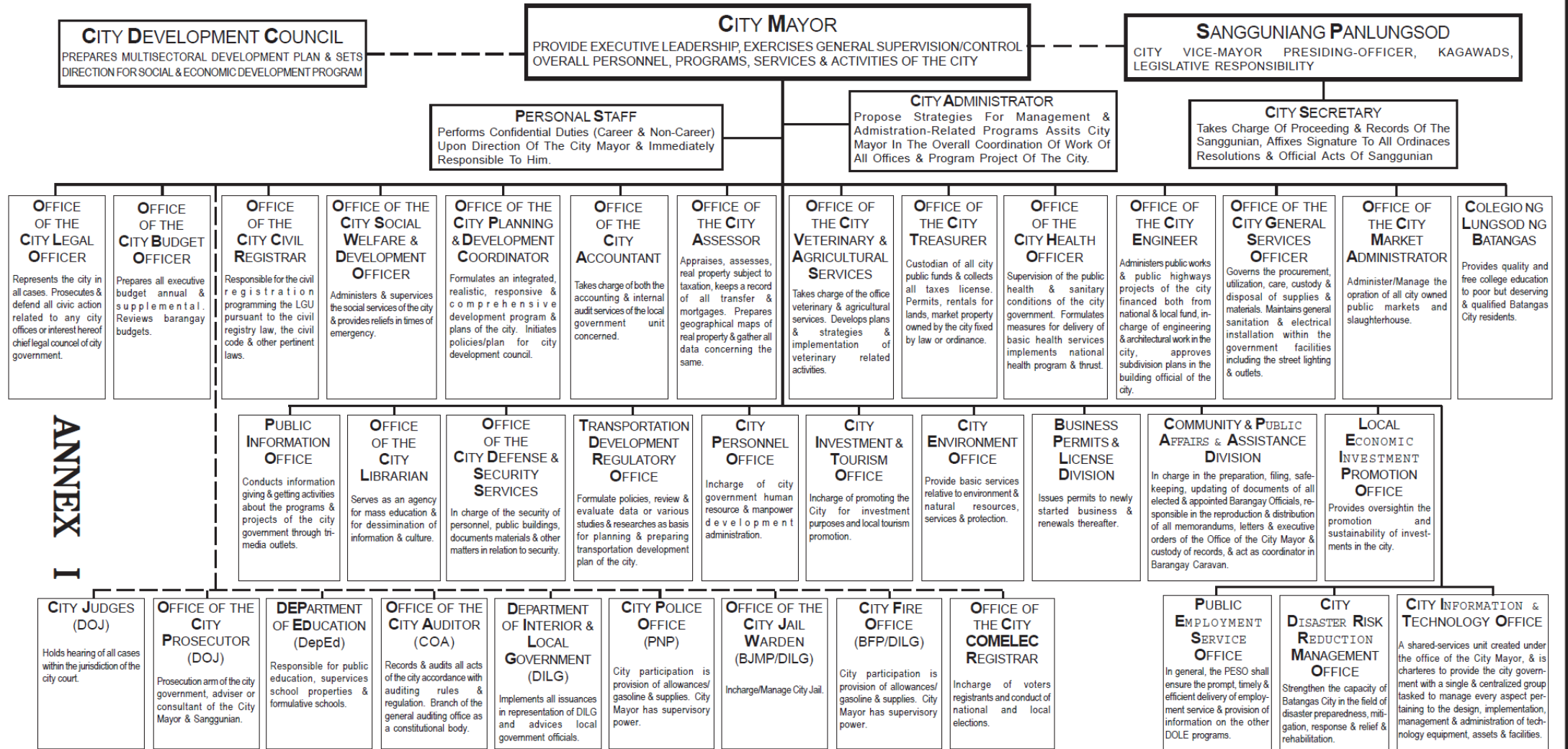
SOURCE : Human Resource Management & Dev't. Office
City Mayor's Office

**ANNEX H2. NUMBER OF CITY GOVERNMENT PERSONNEL BY
EDUCATIONAL ATTAINMENT
Batangas City
CY 2012**

LEVEL	GRADUATE		UNDERGRADUATE		TOTAL
	NUMBER	%	NUMBER	%	
TOTAL PERSONNEL	1,070	80.88%	253	19.12%	1,323
Elementary	25	1.89%	1	0.08%	26
Secondary	86	6.50%	18	1.36%	104
Vocational	109	5.73%	14	1.06%	123
College	768	58.05%	159	12.19%	927
Masteral Course (MA/MPA/MBA)	76	5.74%	59	3.87%	135
Doctoral Degree	6	0.45%	2	0.15%	8

SOURCE : **Personnel Division**
City Mayor's Office

BATANGAS CITY GOVERNMENT FUNCTIONAL CHART



ANNEX J

LIST OF PUNONG BARANGAYS & SK CHAIRMEN IN BATANGAS CITY CY 2010-2013 (as of March 31, 2013)

Barangay		Punong Barangays	Sangguniang Kabataan - Chairman
Barangay	1	Jobel A. Calayan	John Venedick M. Solis
	2	Ruben G. Salagubang	Kristina E. Cuyog
	3	John Q. Gonda	Ron Angelo A. Ruiz
	4	Russel Gregorio E. Villena	Vicente Antonio C. Bagui
	5	Aristedes S. Solis	John Erick Lloyd P. Bunquin
	6	Reynaldo Q. Tiamsim	Raffy B. Reglos
	7	Edwin M. Javier	Alvin V. Laborte
	8	Belen C. Iturralde	Jasmin E. Belela
	9	Emmanuel M. Montalbo	John Albert De Nila Castillo
	10	Charito G. Gonzales	Kevin F. Gutierrez
	11	Nelia T. Manalo	Gerard C. Mercado
	12	Hermie F. Faigmane	Van Philip P. Soriano
	13	Frederick D. Cantos	Jaypee M. Garcia
	14	Thomas Jos Andre C. Mendoza	Carla B. Vega
	15	Marlon B. Torino	Leah Karissa T. Arasula
	16	Rolando C. Argente	Mary Rose B. Trillanes
	17	Aldrin B. Macasaet	Nicole Ann E. Macasaet
	18	Eduardo S. Villena	Jemuel A. Lugod
	19	Leoncio C. Ebora	Neil Patrick D. Bugay
	20	Jessie O. Fetalvero	Felix Rigor M. Fetalvero
	21	Bien S. Mercado	Elalia G. Castillo
	22	Ernesto V. Lepran	Ernest Joey O. Lepran
	23	Cesar S. Ramos	Jane Gabrielle G. Villano
	24	Flordeliza P. Antenor	Ana Marie E. Ramos
Alangilan		Guilberto B. Alea	Shaira Camille L. Garcia
Balagtas		Arthur G. Blanco	Gemar G. Guinhawa
Balete		Bernardino B. Aloria	Dennis C. Velasques
Banaba Center		Nestorio Delos Reyes Culla	Jonah V. Amorado
Banaba East		Ronaldo G. Blanco	Athina A. Tapel
Banaba South		Ciriaco M. De Mesa	Jay-Jay C. Contreras
Banaba West		Mina F. Lusanta	Darryl D. Clarete
Bilogo		Jaime I. Villena	Godfrey Czar Niño San Gabriel
Bolbok		Cleto M. Mendoza	Ronello Ben Carlo G. Uy
Bucal		Ricardo C. Castillo	Mac Kevin B. De Torres
Calicanto		Alex J. Buenafe	Danuel Jay E. Gonzales
Catandala		Rolando E. Muños	Ricky A. Villaran
Concepcion		Manolo E. Ramos	Jhowen V. Alday

continuation... ANNEX J. LIST OF PUNONG BARANGAYS & SK CHAIRMEN
Batangas City
CY 2010-2013
(as of March 31, 2013)

Barangay	Punong Barangays	Sangguniang Kabataan - Chairman
Conde Itaas	Catalino A. Andal	Ernie C. Mandigma
Conde Labac	Aniceto A. Asi	Mary Jane A. Delen
Cumba	Victor M. Claveria	Buena G. De Torres
Cuta	Ramil L. Caseda	Jane Hanna C. Ilagan
Dalig	Armando A. Maderazo	Mark Monde C. Magadia
De La Paz Proper	Benecio E. Landicho	Jomari C. Landicho
De La Paz Pulot Aplaya	Florentino C. Balmes Jr.	Kathleen A. Perez
De La Paz Pulot Itaas	Florito L. Panaligan	Angel B. De Castro
Dumantay	Elpidio D. De Ocampo	Joan M. Perez
Dumuclay	Marino B. Cueto	Dennis G. Firmeza
Gulod Itaas	Cirila Lilay M. De Ocampo	Christian Jesse M. De Ocampo
Gulod Labac	Digna A. Fajarito	Marinel D. Andal
Haligue Kanluran	Ananias D. Aguado	Hermie M. Godoy
Haligue Silangan	Mario D. Casao	Marvi B. Verania
Ilijan	Prudencio A. Cepillo	Wilson A. Cepillo
Kumintang Ibaba	Lorenzo A. Gamboa Jr.	Janine Luz F. Perez (appt.)
Kumintang Ilaya	Victorino C. Magpulhin	Maria Cristina J. De Castro
Libjo	Nelson J. Chavez	Chesly Ann A. De Chavez
Liponpon, Isla Verde	Rodante D. Eborá	Joward A. Baja
Maapaz	Marivel V. Santos	Chrisler P. Gomez
Mabacong	Ana A. Antido	Jhenie P. Ramirez
Mahabang Dahilig	Lucilo B. Delos Reyes	Cris E. Cleofe
Mahabang Parang	Alexander Z. Plata	Claudette Anzelle A. Clerigo
Mahacot Kanluran	Demetrio A. Gutierrez (OIC PB)	Carl Anre Antonio M. Queneri
Mahacot Silangan	Pastor P. Perez	Ma. Jaqueline S. Santoyo (appt.)
Malalim	Benjamin A. Eborá	Jerry B. Eborá
Malibayo	Ruperto T. Cabatay	Richard I. Cabatay
Malitam	Floro M. Dapula	Beverly E. Gabo
Maruclap	Doroteo B. Zapata	Jonnel De Guzman Calvario
Pagkilatan	Roberth E. Bagon	McDel Dela Roca Arellano
Paharang Kanluran	Cesar H. Zaraspe	Rachel P. Evangelio
Paharang Silangan	Marianito S. Evangelio	Reymund D. Lucero (appt.)
Pallocan Kanluran	Patricia C. Macatangay	John Erick V. Berberabe
Pallocan Silangan	Hilario H. Perez	Jefrey B. Espeleta
Pinamucan Ibaba	Ruel E. Arce	Katriona Leigh A. Cortez
Pinamucan Proper	Benedicto B. Baes II	Jose Paulo A. Castro
Pinamucan Silangan	Michael A. Marasigan	Robert C. Marasigan
Sampaga	Moises M. Dudas Jr.	John Rei V. Banaag
San Agapito, Isla Verde	Edmar A. Rieta	Leona C. Dinglasan
San Agustin Kanluran, I. V.	Ayolos C. Loces	John Ray P. Gaac
San Agustin Silangan, I. V.	Estelito P. Gualberto	Ma. Louella L. Gualberto
San Andres, Isla Verde	Arnold E. Briton	Jhoana Margarette R. Fuentes
San Antonio, Isla Verde	Buhay Jose C. Fatalla	Markfem John U. Calaluan

continuation... ANNEX J. LIST OF PUNONG BARANGAYS & SK CHAIRMEN
Batangas City
CY 2010-2013
(as of March 31, 2013)

Barangay	Punong Barangays	Sangguniang Kabataan - Chairman
San Isidro	Eddie E. Bool	Jeneil Greeco L. Pentinio
San Jose Sico	Jose Rizal P. Tejada	Jonas Ernell H. Hornilla
San Miguel	Adriano G. Guico	Feliciano G. De Torres
San Pedro	Lorenzo M. Burog	Jeric B. Castillo
Simlong	Rufo T. Caraig	Lovely C. Añonuevo
Sirang Lupa	Andrea G. Marasigan	Frederick B. Evangelista
Sorosoro Ibaba	Nelson B. Geron	Czarvil P. Bagsit
Sorosoro Ilaya	Bobet G. Cultura	Ian Paolo B. Gonzales
Sorosoro Karsada	Antonio B. Casas	Cristine F. Magtaas
Sta. Clara	Florencio V. Abdon	Kittros Cole V. Driz
Sta. Rita Aplaya	Olivia P. Perez	Alyssa Mae B. Ilagan
Sta. Rita Karsada	Marciano I. Ilagan	Diane Gabrielle A. Rosal
Sto. Domingo	Pedro Z. De Torres	Menard G. De Torres
Sto. Niño	Victorino E. Dinglasan	Kenneth Jay D. Comia
Tabangao Ambulong	Jayferson C. Berberabe	Christian Gerald A. Marcaraig
Tabangao Aplaya	Robelito Q. Mayate	Sheryl Ann D. Fortu
Tabangao Dao	Perlita P. Cabatay	Ailene D. Bobadilla
Talahib Pandayan	Eliodoro L. Macalalad	John Mariel P. Mandane
Talahib Payapa	Ambrosio E. Ramirez	Rio A. Bonsol
Talumpok Kanluran	Antonio M. Gualberto	Ismael Bryle O. Suarez
Talumpok Silangan	Melecio S. Delica	Mark Angelo B. Gutierrez
Tingga Itaas	Ismael P. Casas	Mary Joy M. Rivera
Tingga Labac	Miriam S. Catapang	Mark Christian C. Javier
Tulo	Leandro A. Ilagan	Alyssa Marie A. Cruz
Wawa	Ernesto M. Espiritu	Mara Maricar E. Alim

ANNEX K

RECOGNITIONS/AWARDS RECEIVED BY BATANGAS CITY CY 2012

Hibiscus Rosa Sinensis Vilma Abaya Dimacuha – a new breed of gumamela flower named after Mayor Vilma Abaya Dimacuha by the University of the Philippines Los Baños, College of Agriculture to honor the exemplary public service and accomplishments in community development placing her in the league of other women honorees who made names in Philippine history and various fields of endeavor. This was officially presented to the public on July 13, 2012 at the Peoples' Quadrangle

Plaque of Merit – awarded to Mayor Vilma Abaya Dimacuha by the Bureau of Jail Management and Penology (BJMP) for her unfaltering and ardent support to the Jail Bureau. Given July 1, 2012, PNP Multi-Purpose Hall, PNP Headquarter, Camp Crame Quezon City

Nominee, Subli as World's Intangible Cultural Heritage (UNESCO)

Nominee, Localization of Good Practice - The Badjao Social Integration in Liveable Batangas City Search for Best Practices of the League of Cities of the Philippines

Regional Awardee, Salamat Po Award for programs for Marginalized and the Disabled

Regional Awardee, Outstanding Accomplishment in the Implementation of RA 9003 (Ecological Solid Waste Management of 2000)

Top LGU Performer in Nutrition Management - Region IV-A

Grantee, Technical Assistance from USAID Pilot City Green House Emission Accounting and Inventory Project

Grantee, USAID-Project Invest (one of the 3 cities in the Philippines awarded)

Mayor Vilma Abaya Dimacuha, one of the four Outstanding Batangueñas featured in the Pinay Pride Exhibit of SM City Batangas, March 2012

2012 DILG Pamana ng Lahi Winner in CALABARZON

Best LGU Performer in the “Annual Search for Regional Outstanding City in Nutrition Management 2011, Award received in 2012

Best National Tuberculosis Program Treatment Partner 2010 & 2011 (Provincial Level), Award received in 2012

Best National Tuberculosis Program Treatment Partner 2010 & 2011 (CALABARZON Level), Award received in 2012

Kabalikat Award for Blood Donation Program, Award received in 2012

Bronze Award (Regional Level) Region-4A in the 2012 Philippine Integrated Disease Surveillance & Response Implementation Recognition – given on the 29th of November 2012. Plaque recipients of the award are Marites H. Furto; Aileen F. Cantos, RN; Ma. Cecilia V. Contreras, RN

2nd Place for Extra Large Category in The National Statistics Office: Office of the Civil Registrar General for the Year of 2011 – given on the 8th of August 2012 during the 6th National Workshop on Civil Registration

Certificate of Recognition – given to the City of Batangas by Governor Vilma Santos-Recto, Province of Batangas for the invaluable support to all Day Care Workers on December 17, 2012

Plaque of Appreciation – given to CSWDO Batangas City by Golden Gate Colleges in recognition of their professionalism and motivation in magnifying the Related Learning Experiences of Caregiver students given on March 29, 2012

Certificate of Appreciation – given to CSWDO Batangas City by St. Francis De Sales Major Seminary and the Society of St. Vincent De Paul for invaluable support and continued service to seminarians during the Special Day of Apostles on September 30, 2012

***Certificate of Appreciation** – given to CSWDO Batangas City by National Youth Commission relative to Korean Youth Welfare Agency Program on November 2, 2012*

***Certificate of Appreciation** – given to CSWDO Batangas City by National Training School for Boys in Tanay, Rizal for the invaluable contribution in the case management on November 29, 2012*

***A “Salamat Po Award”** – given by the Department of Social Welfare and Development for the Batangas City Government in the implementation of the different programs and services for the disadvantaged sectors in CALABARZON Region particularly for the active involvement and participation in the case management of the residents of National Training School for Boys in the locality*

ANNEX L. DIRECTORY OF NATIONAL GOVERNMENT AGENCIES BASED IN BATANGAS CITY
As of May 2013

NAME OF NATIONAL GOVERNMENT AGENCIES	DIRECTOR/CHIEF OF OFFICE	ADDRESS & TELEPHONE NUMBER
1. Department of Agrarian Reform (DAR) 1.1 DAR - City Office (MARO) 2. Department of Agriculture (DA) 2.1 Bureau of Agricultural Statistics (BAS) Provincial Office 2.2 Bureau of Fisheries & Aquatic Resources (BFAR) Region IV-A (CALABARZON) Provincial Fisheries Office – BFAR, Batangas 2.3 National Food Authority (NFA) Regional Office Provincial Office	Mrs. Zenaida M. Cantos Mun. Agrarian Reform Officer Mr. Benigno F. Perido Regional Agricultural Statistics Officer Ms. Esmeralda Paz D. Manalang DST, CETOPIPE Mrs. Maribel V. Carolino Provincial Fisheries Coordinator (OIC) Mr. Efren J. Sabong Regional Director Atty. Edward A. Damian Provincial Manager	OCVAS, Bolbok, Batangas City 723-0660 Capitol Site, Batangas City 723-3071 PPA Port Area Batangas City 722-0613 Provincial Demo Farm, Diversion Road Bolbok, Batangas City 722-2207 NFA Bldg., Balagtas, Batangas City 723-1473 NFA Bldg., Balagtas, Batangas City

continuation ... ANNEX L. DIRECTORY OF NATIONAL GOVERNMENT AGENCIES BASED IN BATANGAS CITY
As of May 2013

NAME OF NATIONAL GOVERNMENT AGENCIES	DIRECTOR/CHIEF OF OFFICE	ADDRESS & TELEPHONE NUMBER
3. Department of Education		
3.1 Bureau of Public Schools Provincial Office	Dr. Donato G. Bueno Provincial School Superintendent	Provincial Sports Complex Bolbok, Batangas City 723-2816
Bureau of Public Schools City Office	Dr. Rommel C. Bautista (OIC) City Schools Division Superintendent	P. Herrera Street, Batangas City 723-3586 / 300-2677
3.2 Boy Scout of the Philippines (BSP) Batangas Provincial Council Office	Mrs. Thelma R. Panganiban Council Scout Executive	Hilltop, Kumintang Ibaba, Batangas City 723-2760
Batangas City Council Office	Mr. Ramil S. Borbon Council Scout Executive	57 P. Herrera Street, Batangas City 723-2386
3.3 Girl Scout of the Philippines (GSP) Batangas Provincial Council Office	Ms. Ma. Perlinda Glent A. Berania Council Scout Executive	Hilltop, Kumintang Ibaba, Batangas City 723-2671
Batangas City Council Office	Ms. Ana Marie T. De Castro Council Scout Executive	Batangas City East Elem. School Compd. P. Herrera Street, Batangas City 702-1266
3.4 Batangas State University (BSU) (formerly PBMIT)	Dr. Nora L. Magnaye University President	Rizal Avenue, Batangas City 300-2202

continuation ... ANNEX L. DIRECTORY OF NATIONAL GOVERNMENT AGENCIES BASED IN BATANGAS CITY
As of May 2013

NAME OF NATIONAL GOVERNMENT AGENCIES	DIRECTOR/CHIEF OF OFFICE	ADDRESS & TELEPHONE NUMBER
3.5 Batangas National High School (BNHS)	Dr. Sonia C. Ebreo School Principal	Rizal Avenue, Batangas City 723-3484 / 723-4087
4. Department of Environment & Natural Resources (DENR)		
4.1 Community Environment & Natural Resources Office CENRO - District Office	Mr. Laudemir S. Salac OIC-CENRO	Prov. Sports Complex, Bolbok, Batangas City 723-4084
4.2 Land Management Services	Marceny Velasco	Pemica Bldg., Kumintang Ibaba, Batangas City 723-4399 / 6956
4.3 Provincial Environment & Natural Resources Office (DENR - PENRO)	Mr. Jose Elmer C. Bascos PENRO-Batangas	Pemica Bldg., Kumintang Ibaba, Batangas City 723-4399
5. Department of Finance (DOF)		
5.1 Bureau of Local Government Finance Regional Office	Atty. Veronica Bombase-King Regional Director IV-B - OIC	Capitol Site, Kumintang Ibaba, Batangas City 980-0212
5.2 Bureau of Treasury Regional Office	Ms. Lucile M. Lopez Regional Director (Region IV-B)	4/F Insular Bldg., Hilltop, Batangas City 722-2349

continuation ... ANNEX L. DIRECTORY OF NATIONAL GOVERNMENT AGENCIES BASED IN BATANGAS CITY
As of May 2013

NAME OF NATIONAL GOVERNMENT AGENCIES	DIRECTOR/CHIEF OF OFFICE	ADDRESS & TELEPHONE NUMBER
Provincial Office	Ms. Concepcion V. Atienza Chief Treasury Operation Officer II (OIC)	Noble Street cor P. Canlapan Street Batangas City 723-4052
5.3 Bureau of Internal Revenue (BIR) (Revenue District No. 58)	Olo-Bin M. Lucman Revenue District Officer	Caedo, Calicanto, Batangas City 723-2874 / 723-3045
5.4 Bureau of Customs (District Office)	Mr. Rene M. Benavide District Collector of Port of Batangas	Port Area, Sta. Clara, Batangas City 722-0677 / 0678 / 0679 / 0705 / 0706 723-3179 / 723-6264
5.5 Custom Police (District Office)	Capt Cecille Bondoc District Commander	Port Area, Sta. Clara, Batangas City 722-0701
6. Department of the Interior & Local Government (DILG)		
6.1 DILG - Local Government Operation Provincial Office	Mr. Noel R. Bartulabac OIC, Provincial Director	Capitol Site, Kumintang Ibaba, Batangas City 723-7030
City Office	Mrs. Victoria Amor M. San Gabriel City Director	City Hall Compound, Batangas City 300-6153
6.2 Bureau of Fire Protection (BFP)		
City Fire Station	F/C Insp Rommel T. Tradio City Fire Marshal	Quezon Memorial Stadium, Rizal Avenue Ext. Sta. Clara, Batangas City 723-7299

continuation ... ANNEX L. DIRECTORY OF NATIONAL GOVERNMENT AGENCIES BASED IN BATANGAS CITY
As of May 2013

NAME OF NATIONAL GOVERNMENT AGENCIES	DIRECTOR/CHIEF OF OFFICE	ADDRESS & TELEPHONE NUMBER
6.3 Bureau of Jail Management & Penology (BJMP)		
Regional Office (MIMAROPA)	Jail S/Supt Linda F. Mingoa Regional Director	6-A Bolbok, Batangas City 300-6303
Provincial Jail	Col. Venus M. De Castro Provincial Jail Warden-OIC	Cuta, Batangas City 723-3102
City Jail	J/CInsp Lorenzo V. Reyes City Warden (OIC) SJ04 Irene R. Capirig City Wardress (OIC)	San Jose Sico, Batangas City
6.4 Philippine National Police (PNP)		
Batangas PNP Provincial Office	Atty PS/Supt Rosauro V. Acio Provincial Director	Camp Gen. Miguel C. Malvar, Kumintang Ilaya Batangas City 980-0400
Batangas City PNP Office	P/Supt Nicolas D. Torre III Chief of Police - OIC	Gusali ng Kapayapaan at Kalikasan P. Burgos Street, Batangas City 723-2066 / 723-2030 / 723-2434
7. Department of National Defense (DND)		
7.1 Office of Civil Defense Region IV-B	Mr. Eugene G. Cabrera Regional Director - MIMAROPA	PEO Compd., Kumintang Ilaya, Batangas City 723-4248

continuation ... ANNEX L. DIRECTORY OF NATIONAL GOVERNMENT AGENCIES BASED IN BATANGAS CITY
As of May 2013

NAME OF NATIONAL GOVERNMENT AGENCIES	DIRECTOR/CHIEF OF OFFICE	ADDRESS & TELEPHONE NUMBER
7.2 National Bureau of Investigation (NBI) Regional Office	Atty. Rustico Q. Vigilia Regional Director	Capitol Site, Batangas City 723-2845
8. Department of Health (DOH) 8.1 Batangas Provincial Chest Center	Dr. Rosalie A. Masangkay Rural Health Physician / Social Hygiene & Skin Disease	Capitol Site, Batangas City 723-2916
8.2 Batangas Regional Hospital (BRH)	Dr. Ramoncito Magnaye Hospital Chief	Kumintang Ibaba, Batangas City 723-4352 / 723-0167 / 723-3390
8.3 Philippine National Red Cross (PNRC) (Batangas Chapter)	Mr. Ronald G. Generoso Chapter Administrator	Capitol Site, Batangas City 723-3027
8.4 Batangas Regional Hospital Mental Clinic	Dr. Imelda M. Martin Medical Specialist III, Head BRH Mental Clinic	Kumintang Ibaba, Batangas City 723-3356
9. Department of Justice (DOJ) 9.1 Provincial Prosecutor	Fiscal Lourdes G. Ramirez-Zapanta	Bulwagan ng Katarungan, Pallocan West Batangas City 723-3991

continuation ... ANNEX L. DIRECTORY OF NATIONAL GOVERNMENT AGENCIES BASED IN BATANGAS CITY
As of May 2013

NAME OF NATIONAL GOVERNMENT AGENCIES	DIRECTOR/CHIEF OF OFFICE	ADDRESS & TELEPHONE NUMBER
9.2 City Prosecutor	Fiscal Evelyn P. Jovellanos (OIC)	Bulwagan ng Katarungan, Pallocan West Batangas City 723-2041
9.3 Registry of Deeds		
Provincial Office	Atty. Eva G. Valenton	Tolentino Road, Kumintang Ibaba, Batangas City 723-2259
City Office	Atty. Adonis C. Cleofe	Pallocan West, Batangas City 722-0432
9.4 Bureau of Immigration	Mr. Richard T. Perez Alien Control Officer	Bolbok, Batangas City 723-3032
9.5 City Probation Office	Mr. Ajerico B. Tengco Probation & Parole Officer Chief Probation & Parole Officer	Bulwagan ng Katarungan, Pallocan West Batangas City 723-3486
9.6 Public Attorneys Office	Atty. Emilio G. Aclan District Public Attorney	- do - 723-3996

continuation ... ANNEX L. DIRECTORY OF NATIONAL GOVERNMENT AGENCIES BASED IN BATANGAS CITY
As of May 2013

NAME OF NATIONAL GOVERNMENT AGENCIES	DIRECTOR/CHIEF OF OFFICE	ADDRESS & TELEPHONE NUMBER
9.7 Regional Trial Court (RTC - Fourth Judicial Region)		
Branch I	Hon. Florencio S. Arellano Judge	Bulwagan ng Katarungan, Pallocan West Batangas City 723-3463
Branch II	Hon. Maria Cecilia I. Austria-Chua Judge	300-2740 - do -
Branch III	Hon. Ruben A. Galvez Judge	980-1839 - do -
Branch IV	Hon. Albert Calalo Judge	723-3425 - do -
Branch VII	Hon. Aida Santos Judge	300-7449 - do -
Branch VIII	Hon. Ernesto L. Marajas Judge	723-3803 - do -
Branch 84	Hon. Dorcas P. Ferriols-Perez Judge	723-9284 - do -

continuation ... ANNEX L. DIRECTORY OF NATIONAL GOVERNMENT AGENCIES BASED IN BATANGAS CITY
As of May 2013

NAME OF NATIONAL GOVERNMENT AGENCIES	DIRECTOR/CHIEF OF OFFICE	ADDRESS & TELEPHONE NUMBER
9.8 Office of Clerk of Court (OCC) Regional Trial Court	Atty. Russel Dalisay	Bulwagan ng Katarungan, Pallocan West Batangas City 980-1842
Branch I	Atty. Glenda Lacsamana-King	723-3463 - do -
Branch II	V A C A N T	300-2740 - do -
Branch III	Atty. Divina Lea A. Perdegama-Muñoz	980-1839 - do -
Branch IV	Atty. Juan Manalo (OIC)	723-3425 - do -
Branch VII	Atty. Jose D. Masangcay	300-7449 - do -
Branch VIII	Atty. Amiel Pargas	723-3803 - do -
Branch 84	Atty. Russel B. Dalisay OIC	723-9284 - do -

continuation ... ANNEX L. DIRECTORY OF NATIONAL GOVERNMENT AGENCIES BASED IN BATANGAS CITY
As of May 2013

NAME OF NATIONAL GOVERNMENT AGENCIES	DIRECTOR/CHIEF OF OFFICE	ADDRESS & TELEPHONE NUMBER
9.9 Municipal Trial Court in Cities (MTCC-Batangas City)		
MTCC Branch I	Hon. Petronila Arguelles Judge	Bulwagan ng Katarungan, Pallocan West Batangas City 723-2029
MTCC Branch II	Hon. Myla M. Villavicencio-Olan Actg. Executive Judge	723-2171 - do -
9.10 Office of the Clerk of Court (MTCC - Batangas City)	Dr. Cora M. Dalangin	723-2413 - do -
Branch I	Mr. Gilbert Howard M. Atienza Clerk of Court	723-2029 - do -
Branch II	Mr. Joseph D. Mercado	723-2171 - do -
10. Department of Science & Technology (DOST)		
10.1 DOST IV – Provincial Science & Technology Center Batangas	Mrs. Felina C. Malabanan Provincial Director	Provincial Engineering Office Compound Kumintang Ilaya, Batangas City 723-6115 (telefax)

continuation ... ANNEX L. DIRECTORY OF NATIONAL GOVERNMENT AGENCIES BASED IN BATANGAS CITY
As of May 2013

NAME OF NATIONAL GOVERNMENT AGENCIES	DIRECTOR/CHIEF OF OFFICE	ADDRESS & TELEPHONE NUMBER
11. Department of Transportation & Communication (DOTC) 11.1 DOTC - Telecommunication Office Regional Office IV	Ms. Isabelita N. Rivera Asst. Regional Director	Capitol Site, Kumintang Ibaba, Batangas City 723-2130 / 980-6440
11.2 National Telecommunication Commission (NTC) Regional Office IV	Engr. Joselito C. Leynes Regional Director	Bolbok, Batangas City 723-2495 / 723-1245 / 723-1246
11.3 Maritime Industry Authority (MARINA) Batangas Maritime Regional Office IV	Mr. Roberto C. Arceo, CESO V Regional Director	Caedo Commercial Complex Calicanto, Batangas City 723-2327 / 723-1365
11.4 Land Transportation Office (LTO) Batangas Licensing Office	Engr. Teodora Diaz Aguirre OIC-Batangas Licensing Officer Mrs. Nelly Macasaet Dimatatac District Officer	Areza Town Center, Concepcion, Batangas City 300-2400 Areza Town Center, Concepcion, Batangas City 300-2400

continuation ... ANNEX L. DIRECTORY OF NATIONAL GOVERNMENT AGENCIES BASED IN BATANGAS CITY
As of May 2013

NAME OF NATIONAL GOVERNMENT AGENCIES	DIRECTOR/CHIEF OF OFFICE	ADDRESS & TELEPHONE NUMBER
11.5 Philippine Ports Authority (PPA) Port Management Office - Port of Batangas	Atty. Leopoldo C. Biscocho Jr. Port Manager	Port of Batangas, Sta. Clara, Batangas City 723-1701 / 723-4293 / 723-8707 / 722-2429 Fax No. 723-0164
PPA Police	PP/Supt Gregorio O. Laboriante PPA Police Chief	- do - 723-8705 / 4293
11.6 Philippine Postal Corporation Batangas City Post Office	Mr. Jose Miranda Postmaster III	Post Office Bldg., P. Burgos Street Batangas City 723-2028
11.7 Philippine Coast Guard Station (DOTC) Regional Office	Capt. Jose William U. Isaga, PCG Station Commander, Batangas	Port Area, Sta. Clara, Batangas City 300-2921
11.8 5th Coast Guard District Headquarters (DOTC) Regional Office	Commodore William M. Melad District Commander, Coastguard District Southern Tagalog	Port Area, Sta. Clara, Batangas City 723-5624

continuation ... ANNEX L. DIRECTORY OF NATIONAL GOVERNMENT AGENCIES BASED IN BATANGAS CITY
As of May 2013

NAME OF NATIONAL GOVERNMENT AGENCIES	DIRECTOR/CHIEF OF OFFICE	ADDRESS & TELEPHONE NUMBER
12. Department of Public Works & Highways (DPWH)		
12.1 DPWH – Region IV-A		
Batangas 2 nd District Eng’g. Office	Engr. Winifredo B. Olores OIC, District Engineer	Ilagan Subd., Kumintang Ilaya, Batangas City 723-4147 / 723-9791 / 723-1526
Batangas 1 st District Eng’g. Office	Engr. Rosauro A. Adapon District Engineer	DPWH Compd., Kumintang Ilaya Batangas City 402-5900 / 723-4147
13. Commission on Audit (COA)		
Provincial Auditor’s Office	Ms. Felicidad S. Medrano Supervising Auditor	Capitol Site, Batangas City 723-4149
City Auditor’s Office	Miss Maria Delia B. Semaña State Auditor IV Head Auditor	City Hall Compound, P. Burgos Street Batangas City 723-3007
14. Commission on Elections (COMELEC)		
Provincial Office	Atty. Gloria G. Ramos-Petallo Provincial Election Supervisor	Capitol Site, Kumintang Ibaba, Batangas City 300-4330
City Office	Mr. Juan B. Aguila Jr. City Election Officer	City Hall Compound, P. Burgos Street Batangas City 980-3906

continuation ... ANNEX L. DIRECTORY OF NATIONAL GOVERNMENT AGENCIES BASED IN BATANGAS CITY
As of May 2013

NAME OF NATIONAL GOVERNMENT AGENCIES	DIRECTOR/CHIEF OF OFFICE	ADDRESS & TELEPHONE NUMBER
15. Civil Service Commission (CSC) Batangas Field Office	Mrs. Maria Theresa R. Poblador Director II	Capitol Site, Kumintang Ibaba, Batangas City 723-2894 / 723-5553 / 300-4513
16. Government Service Insurance System (GSIS) Regional Branch Office	Mrs. Irene I. Dimaano Branch Manager	GSIS Bldg., Alangilan, Batangas City 723-4345
17. National Grid Corporation of the Philippines (NGCP) NGCP - Area Office	Engr. Mario Cometa District Manager	Mahabang Parang, Batangas City 300-3594
18. National Statistics Office (NSO) Provincial Office	Mrs. Charito C. Armonia Provincial Statistics Officer	Bernal Bldg., New Market Site Cuta, Batangas City 723-2207 / 980-2493
19. Social Service Security System (SSS) Batangas Branch	Ms. Virginia S. Cruz AVP-Luzon Group	Kumintang Ilaya, Batangas City 723-3873 / 723-0766 / 723-5185

continuation ... ANNEX L. DIRECTORY OF NATIONAL GOVERNMENT AGENCIES BASED IN BATANGAS CITY
As of May 2013

NAME OF NATIONAL GOVERNMENT AGENCIES	DIRECTOR/CHIEF OF OFFICE	ADDRESS & TELEPHONE NUMBER
20. Home Development Mutual Fund (PAG-IBIG Fund)	Engr. Chito L. Encizo Dept. Manager III	Caedo Commercial Complex Calicanto, Batangas City 723-5939
21. Land Bank of the Philippines (LBP)	Ms. Remedios M. Manay Branch Manager	P. Burgos Street cor. Alegre Street Batangas City 723-0320 / 723-3418 / 723-7025
22. Local Water Utility Association (LWUA) Batangas City Water District	Mr. Wilfredo G. Jacinto Board Chairman Mrs. Yolanda B. Oyao General Manager	Km. 4 National Road Highway Alangilan, Batangas City 723-4330 / 300-7674 GM Office - 723-6537 BOD - 723-7709
23. Philippine Information Agency (PIA) Provincial Office	Ms. Mamerta P. De Castro Information Manager	Capitol Site, Kumintang Ibaba, Batangas City 300-6968
24. Philippine Health Insurance Corporation Philippine Health Insurance Office Regional IV-B, Batangas City	Mr. Paulo Johan C. Perez Regional Vice President	PSDC Building, #89 P. Burgos Street cor Alegre Street, Batangas City 723-8822 / 300-4342

continuation ... ANNEX L. DIRECTORY OF NATIONAL GOVERNMENT AGENCIES BASED IN BATANGAS CITY
As of May 2013

NAME OF NATIONAL GOVERNMENT AGENCIES	DIRECTOR/CHIEF OF OFFICE	ADDRESS & TELEPHONE NUMBER
25. Philippine Veterans Bank (Batangas Branch)	Mr. Ariel Balboa Branch Manager	Evangelista Street cor P. Genato Street Batangas City 723-2782 / 5686
26. Technical Education & Skills Development Authority (TESDA)	Mr. Carlos C. Flores Provincial Director	P. Herrera Street, Batangas City 723-0574 / 300-0388

SOURCE : Different National Government Agencies
Batangas City

ANNEX M. LIST OF NON-GOVERNMENT ORGANIZATION IN BATANGAS CITY (accredited)
(as of January 2013)

NAME OF NGO	PRESIDENT/HEAD	ADDRESS	TEL. NO.
1. Batangas Bankers Association	Mr. Nonoy B. Ebor	RCBC, Rizal Avenue, Batangas City	723-1802 / 7570 723-7720
2. Buklod Unlad ng Batangas	Mrs. Victoria A. Castillo President Ms. Chona G. Comia Project Manager	Dumantay, Batangas City	783-8034 980-5779
3. Couples for Christ., Batangas Chapter	Victor De Castro Alvarez Batangas Chapter	Road Arce Subd., Hilltop Batangas City	723-0805 402-5846
4. Federation of Senior Citizens Association formerly Batangas City Retirees Association	Miss Belen P. Ferriols	Plaza Mabini, P. Burgos St. Batangas City	723-2951 402-0438
5. First Philippine Conservation Inc. (FPCI)	Mr. Rodolfo Ferdinand N. Quicho, Jr.	#65-B Vergara St., Batangas City cor. Meralco Ave., Pasig City (Manila Office)	723-7953 02-631-8024
6. G-3 Tricycle Operators & Drivers Association, Inc.	2Lt. Doroteo M. Macatangay (ret.)	Cuta, Batangas City	
7. Lakas ng Mangingisda sa Baybayin ng Tabangao, Inc. (LAMBAT)	Mr. Exequiel H. Mendoza c/o Mr. Jerry Peralta	Tabangao Aplaya, Batangas City OCVAS, Bolbok Batangas City	300-1836 0947-820-0981 984-0217
8. Lingap Pangarap ng mga Paslit Center, Inc.	Rev. Fr. Conrado G. Castillo Chairperson Ms. Analiza C. Espino Project Administrator	Cuta Journal, Batangas City lppci_batangas@yahoo.com www.lppci.co.cc	723-6230

continuation ... ANNEX M. LIST OF NON-GOVERNMENT ORGANIZATION IN BATANGAS CITY (accredited)
(as of January 2013)

NAME OF NGO	PRESIDENT/HEAD	ADDRESS	TEL. NO.
9. Order of the Knights of Rizal	Mr. Honesto Babasa Chapter Commander	Batangas City	722-1593 0917-814-1441
10. Phil. Institute of Certified Public Accountants (PICPA) - Batangas Chapter/Ecology Center, Laurel Park	Ms. Nymfa Magnaye President	PICPA Office, Vicmar Building P. Burgos St., Batangas City	0910-378-6178
11. Philippine Institute of Civil Engineers (PICE) - Batangas Chapter	Engr. Ernie Magundayao	Batangas State University, Alangilan Batangas City	0927-691-1792
12. Prime Movers for Peace & Progress Association (PRIMO)	Mr. Alfredo Dipasupil Director	Gulod Labac, Batangas City	
13. Samahan ng mga Magtitinda sa Lumang Pamilihan ng Batangas City, Inc.	Mrs. Nita Magpantay	D. Silang St., Batangas City	723-3182
14. St. Bridget Community Center (SBCC)	Sis. Mary Lydia Ebora	M.H. Del. Pilar St., Batangas City	980-3969
15. Women’s Club of Sta. Rita Karsada	Ms. Betaliana M. Dalangin	Sta. Rita Karsada, Batangas City	402-4365

SOURCE : Different Non-Government Organizations

ANNEX N. LIST OF NON-GOVERNMENT ORGANIZATION IN BATANGAS CITY (not accredited)
As of January 2013

NAME OF NGO	PRESIDENT/HEAD	ADDRESS	TEL. NO.
1. Apex Club of Batangas City	Mr. Ramon G. Ceradoy Jr.	c/o Dr. Jose Baliwag Aquino Arcade, P. Zamora Street Batangas City	
2. Batangas “Caballero” Jaycees	Mrs. Maricar Amparo	De Joya Bay View, Villa Roman St., Cuta, Batangas City	
3. Batangas City Biker’s Association	Mr. Eddie Magtibay	GSD, Batangas City	723-1666
4. Batangas City Realtors Board	Mrs. Marilou Cuasay	Mega Heights Subd. Office P. Burgos St., Batangas City	
5. Batangas Coastal Resource Management Foundation	Mr. Noel C. Mendoza – Coordinator	PG-ENRO, Capitol Site Batangas City	722-0708 723-9138
6. Batangas Filipino - Chinese Chamber of Commerce	Mr. Andrew Tan	United Hardware, D. Silang Street Batangas City A. Delas Alas Drive, Batangas City	723-1296 725-2570
7. Batangas Lions Club	Dr. Jhony C. Aldover President	BLC Bldg., Jesus of Nazareth Hospital Compound, Gulod Labac Batangas City	723-2621
8. Batangas Lodge No. 35 Free and Accepted Masons	Mr. Marvin G. Marasigan	#13 P. Burgos St., Batangas City	723-2184
9. Batangas Medical Society	Dr. Alejandro M. Palines Jr. June 2012-2013	Jesus of Nazareth Hospital Compd. Gulod Itaas, Batangas City	723-2071

continuation ... ANNEX N. LIST OF NON-GOVERNMENT ORGANIZATION IN BATANGAS CITY (not accredited)
As of January 2013

NAME OF NGO	PRESIDENT/HEAD	ADDRESS	TEL. NO.
10. Batangas Mountain Bikers, Inc.	Atty. Percival M. De Mesa (Legal Atty.)	Law Office De Mesa, 4 Natividad St Batangas City	300-0143
11. Batangas Press Club	Mr. Vicky A. Florendo	D. Silang Street, Batangas City	723-8416
12. Batangas Province Chamber of Commerce & Industry Inc.	Mr. Faustino G. Caedo	C159 Poblacion, San Pascual Batangas batscham@yahoo.com	980-3707
13. Batangas Sta. Clara Operators and Drivers Association (BASODA)	Mr. Edgar Bandayrel	Sta. Clara, Batangas City	
14. Buhay ng Mabacong Fisheries Association	c/o Mr. Jerry Peralta	OCVAS, Bolbok, Batangas City	984-0217
15. Catholic Womens League Batangas City Unit	Engr. Adela Hernandez President	Pallocan West Batangas City	722-0311
16. Confraternity of Christian Doctrine	Ms. Angelita Cruz	299 Gerason Ville, Cuta Batangas City	
17. Daughters of Mary Immaculate International (DMI) Mater Purissima Circle	Ms. Felicidad Buquid	P. Zamora St., Batangas City	

continuation ... ANNEX N. LIST OF NON-GOVERNMENT ORGANIZATION IN BATANGAS CITY (not accredited)
As of January 2013

NAME OF NGO	PRESIDENT/HEAD	ADDRESS	TEL. NO.
18. Disciplined Operators & Drivers Association of Batangas City, Inc.	Mr. Domingo C. Dimaculangan President	D. Guevarra Road Kumintang Ibaba, Batangas City	
19. Foundation for the Conservation of Natural Resources (HARIBON)	Mr. Edilberto Perez Representative	Tierra Verde Subd., Batangas City	723-1666 (GSD Tel.)
20. Institute of Integrated Electrical Engineers of the Philippines (IIEEP) - Batangas Chapter	Engr. Romeo De Castro	Alangilan, Batangas City	723-0582
21. Integrated Bar of the Philippines - Batangas Chapter	Atty. Loida Conti	IBP Legal Aide Center Pallocan West, Batangas City	0917-531-6163
22. International Coordinating & Advisory Group (ICAG) (United Nations Non-Gov't. Org. Phils.) Batangas Provincial Chapter	Mr. Leo M. Macatangay Chapter President Banaba West, Batangas City	86C National Highway, Putatan Muntinglupa City	02-861-0004 (office) 02-565-9010 (Res)
23. Julian Pastor Memorial Market Vendor's Association	Ms. Rowena Macalalad	JPMM Office, Batangas City	
24. Kabataang TALIM	Mr. Jayfferson Berberabe - Pres. Ms. Juliet Hermogeno - Sec.	Ambulong, Batangas City	402-0522 (Res.) 402-1751 to 53 (Brgy. Hall)
25. League of Batangas Contractors	Mr. Philip Tan	34 A Manghiniao, Bauan Batangas.	727-1030

continuation ... ANNEX N. LIST OF NON-GOVERNMENT ORGANIZATION IN BATANGAS CITY (not accredited)
As of January 2013

NAME OF NGO	PRESIDENT/HEAD	ADDRESS	TEL. NO.
26. League of Civil Registrar of Batangas Province	Mrs. Lourdes A. Lindo President	City Civil Registrar Office Marauoy Road, Lipa City	756-5820
27. Mahinhin Riders Club	Mr. Ramon Mijares	Kumintang Ibaba, Batangas City	
28. Pilipinas Shell Foundation, Inc. (PSFI)	Mr. Edgar Beron Cruz - Exec. Director Mr. Edwin Reyes – Program Manager	San Isidro Recreational Compound San Isidro, Batangas City	723-8064
29. Philippine Association of Medical Technologist - Batangas Chapter	Mrs. Constancia Samarita	c/o St. Patricks Hospital, Lopez Jaena Batangas City	723-7089 loc 1304
30. Phil. Dental Association, Batangas City Chapter	Dr. Beh B. Ambida	P. Burgos Street, Batangas City	722-1108 09228121964
31. Phil. Mental Health Association Batangas-Lipa Chapter	Ms. Diwata Goce Mininlu	Old LCPC Compound Interior, P. Morada Street, Lipa City	756-6958
32. Philippine Nurses Association - Batangas Chapter	Mrs. Chona Reña - Pres. Mrs. Amor Calayan - Sec.	PNA-Day Care Center Kumintang Ibaba, Batangas City	
33. Philippine Society of Mechanical Engineers (PSME) - Batangas Chapter	Engr. Apolinario I. Carandang	LMG Chemicals Corps. San Pascual, Batangas	
34. Rescue Batangas Civic Communication, Inc.	Mr. Alex Yap	111 D. Silang St., Batangas City	402-9985

continuation ... ANNEX N. LIST OF NON-GOVERNMENT ORGANIZATION IN BATANGAS CITY (not accredited)
As of January 2013

NAME OF NGO	PRESIDENT/HEAD	ADDRESS	TEL. NO.
35. Rotary Club International District 3820	Mr. Rey Castillo District Governor	Bauan, Batangas	0917-822-1157 0920-659-9116
36. Sta. Clara Transport Service Cooperative, Inc.	Mr. Teodoro Garing	Sta. Clara, Batangas City	
37. United Architect of the Philippines - Batangas Chapter	Arch. Elmer Villas Incumbent	Alangilan, Batangas City	723-2153 0917-894-9192
38. Yellow Corn Growers Federation of Batangas City	Mr. Roel Garcia	roelcaogarcia@yahoo.com	723-0462 / 0218 0917-803-1255

SOURCE : **Different Non-Government Organizations**

**ANNEX O. LIST OF KALIPI-WOMEN'S GROUP
IN DIFFERENT BARANGAYS
CY 2012**

BARANGAY	NAME OF GROUP	NAME OF PRESIDENT	NO. OF WOMEN MEMBERS
T O T A L			13,715
1 Barangay 2	Kilusan ng mga Kababaihan sa Barangay	Purification Asi	9
2 Barangay 4	Barangay 4 KALIPI Women's Group	Rosemarie Torino	77
3 Barangay 6		Lourdes S. Baual	32
4 Barangay 8		Cristina B. Ebe	12
5 Barangay 12	Barangay 12 KALIPI Women's Group	Chona Magtibay	116
6 Barangay 14	Barangay 14 KALIPI Women's Group	Luzviminda Perez	24
7 Barangay 19	Barangay 19 KALIPI Women's Group	Mayeth Dimaano	55
8 Barangay 23	Barangay 23 KALIPI Women's Group	Clea D. Acosta	43
9 Barangay 24	Women of New Millenium	Sally A. Manlunas	147
10 Alangilan	Alangilan KALIPI Women's Group	Vilma Yanoc	278
11 Balagtas	Balagtas KALIPI Women's Group	Jocelyn M. Panganiban	357
12 Balete Relocation Site	BRS Women's Organization	Daniela Acle	369
13 Balete Proper	Balete Proper Women's Group	Socorro Divino	
14 Banaba Center	SMBC Women's Group	Marcelina Francisco	126
15 Banaba East	Angel of Light	Liberty Blanco	119
16 Banaba South		Nora Magtibay	84
17 Banaba West	Samahan ng Kababaihang Nagkakaisa	Fely M. Clarete	116
18 Bilogo	Bilogo KALIPI Women's Group	Elizabeth M. Lubis	96
19 Bolbok	Bolbok KALIPI Women's Group	Diane Catapang	449
20 Bucal	Gabay ng Kababaihan	Carmen Lara	103
21 Calicanto	Calicanto KALIPI Women's Group	Aniceta Aya	255
22 Catandala	Catandala KALIPI Women's Group	Ester M. Atienza	78
23 Concepcion	Concepcion KALIPI Women's Group	Marieta A. Borbon	173
24 Conde Itaas	SAKCI	Marinyla D. Almarez	176
25 Conde Labac	Conde Labac Women's Group	Marita Lopez	180
26 Cumba	Cumba KALIPI Women's Group	Consortia M. Mendoza	122
27 Cuta West	Cuta West KALIPI Women's Group	Teresita Plata	229
28 Dalig	Dalig KALIPI Women's Group	Gemma B. Aclan	111
29 Dela Paz Proper	Dela Paz Proper KALIPI Women's Group	Julia Rosales	280
30 Dela Paz Maalbo	Dela Paz Maalbo KALIPI Women's Group	Evelyn R. Briton	

**continuation... ANNEX O. LIST OF KALIPI-WOMEN'S GROUP
IN DIFFERENT BARANGAYS
CY 2012**

BARANGAY	NAME OF GROUP	NAME OF PRESIDENT	NO. OF WOMEN MEMBERS
31 Dela Paz Pulot Aplaya	Honey Bees Women's Group	Shirley Luna	95
32 Dela Paz Pulot Itaas	Honey Top Women's Group	Constancia Lumanglas	46
33 Dumantay	Dumantay KALIPI Women's Group	Carmela De Jesus	92
34 Dumuclay	Ilaw ng Kababaihan at Pangkabuhayan	Ma. Fe Ramirez	253
35 Gulod Itaas	Gulod Itaas KALIPI Women's Group	Jovy Geli	143
36 Gulod Labac	Ladies Circle	Digna Fajarito	101
37 Haligue Kanluran	Buklod Women's Group	Gloria Diaz	107
38 Haligue Silangan	Kapit Bisig Women's Group	Luisa B. Beredo	217
39 Ilijan	Ilijan KALIPI Women's Group	Vangie B. Cepillo	107
40 Ilijan Lilinggiwan	Ilijan Lilinggiwan KALIPI Women's Group	Barcilisa Alcayde	
41 Kumintang Ibaba, Sitio Ferry	Kumintang Ibaba Ferry KALIPI Women's Group	Ma. Concepcion Abanador	390
42 Kumintang Ibaba, Sitio LMI	Kumintang Ibaba LMI KALIPI Women's Group	Carina De Castro	
43 Kumintang Ilaya	Kumintang Ilaya KALIPI Women's Group	Marilyn Magpulhin	123
44 Libjo New San Vicente	Libjo New San Vicente KALIPI Women's Group	Emelita R. Percincula	144
45 Liponpon, Isla Verde	Kapit Bisig Kababaihan	Mary Queen Candava	75
46 Maapaz	Maapaz KALIPI Women's Group	Melinda Gomez	39
47 Mabacong	Mabacong KALIPI Women's Group	Leony Bayeta	126
48 Mahabang Dahilig	Mahabang Dahilig KALIPI Women's Group	Leonida Aya	115
49 Mahabang Parang		Rosario Plata	69
50 Mahacot Kanluran	Mahacot West KALIPI Women's Group	Emilyn Alcantara	75
51 Mahacot Silangan Proper	Mahacot East Proper KALIPI Women's Group	Loida M. Ortega	107
52 Mahacot Silangan Ibayiw	Mahacot East Ibayiw KALIPI Women's Group	Aguida Lopez	
53 Malalim	Malalim KALIPI Women's Group	Jocelyn Lacsamana	101
54 Malibayo		Merlene Cabataya	56
55 Malitam	Malitam KALIPI Women's Group	Mercy Catapang	131
56 Maruclap	Maruclap KALIPI Women's Group	Desiree Catapang	99
57 Pagkilatan	Pagkilatan KALIPI Women's Group	Zenaida Eborá	129
58 Paharang East	Paharang East KALIPI Women's Group	Priscila Manalo	42
59 Paharang West	Paharang West KALIPI Women's Group	Cristina H. Lopez	94

**continuation... ANNEX O. LIST OF KALIPI-WOMEN'S GROUP
IN DIFFERENT BARANGAYS
CY 2012**

BARANGAY	NAME OF GROUP	NAME OF PRESIDENT	NO. OF WOMEN MEMBERS
60 Pallocan East		Ruthcel B. Briones	73
61 Pallocan West	Pallocan West KALIPI Women's Group	Janeth Berania	226
62 Pinamucan East	Pinamucan East KALIPI Women's Group	Mercy Marasigan	162
63 Pinamucan Ibaba	Pinamucan Ibaba KALIPI Women's Group	Teofila C. Alda	211
64 Pinamucan Proper	Pinamucan Proper KALIPI Women's Group	Lucy Bool	423
65 Sampaga	Sampaga KALIPI Women's Group	Susan Villena	114
66 San Agapito, I.V.	San Agapito KALIPI Women's Group	Milagros Añonuevo	100
67 San Agustin Kanluran, I.V.	San Agustin Kanluran KALIPI Women's Group	Erlinda Loces	96
68 San Agustin Silangan, I.V.	San Agustin Silangan KALIPI Women's Group	Antonina Gualberto	118
69 San Andres, I.V.	San Andres KALIPI Women's Group	Yolanda Escarez	84
70 San Antonio	San Antonio KALIPI Women's Group		78
71 San Isidro	San Isidro KALIPI Women's Group	Narcisa Solomon	192
72 San Jose Sico	San Jose Sico KALIPI Women's Group		217
73 San Miguel	San Miguel KALIPI Women's Group	Casiana Guico	184
74 San Pedro	San Pedro KALIPI Women's Group	Cristy Agrao	101
75 Simlong	Simlong KALIPI Women's Group	Edna Palacio	193
76 Sirang Lupa	Sirang Lupa KALIPI Women's Group	Nelia Cortez	178
77 Sorosoro Ibaba	Sorosoro Ibaba KALIPI Women's Group	Luz Dimaano	251
78 Sorosoro Ilaya	Sorosoro Ilaya KALIPI Women's Group	Teodora Sison	146
79 Sorosoro Karsada Proper	Sorosoro Karsada Proper KALIPI Women's Group	Amelia Ante	130
80 Sorosoro Karsada Silangan	Sorosoro Karsada Silangan KALIPI Women's Group	Isabel Ardid	
81 Sta. Clara	Sta. Clara KALIPI Women's Group	Felomina Dimaano	190
82 Sta. Rita Aplaya	Sta. Rita Aplaya KALIPI Women's Group	Olive Gorgonia	185
83 Sta. Rita Karsada	Sta. Rita Karsada KALIPI Women's Group	Segundina Celemin	118
84 Sto. Domingo	Sto. Domingo KALIPI Women's Group	Remelita P. Ilustre	153

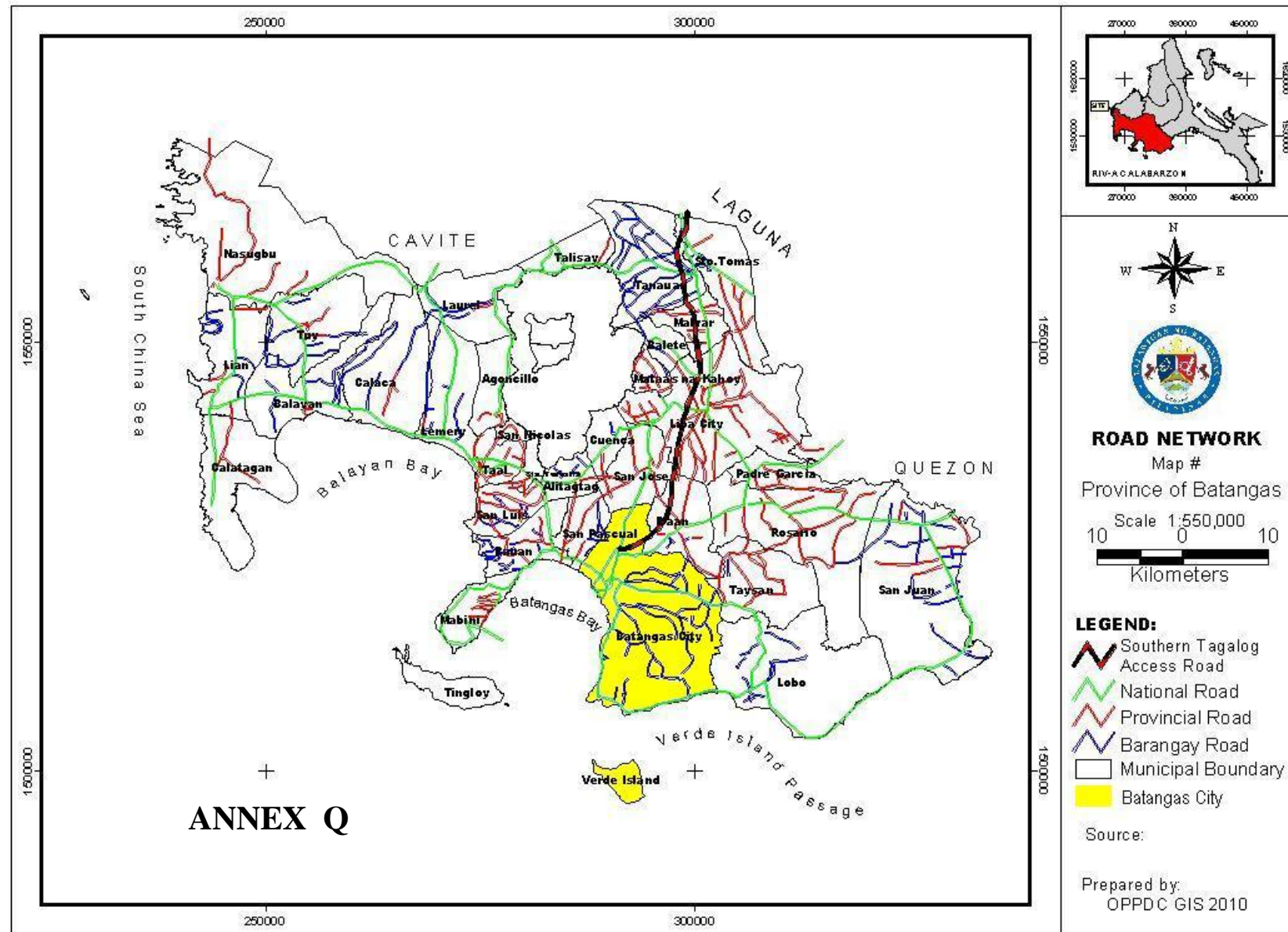
**continuation... ANNEX O. LIST OF KALIPI-WOMEN'S GROUP
IN DIFFERENT BARANGAYS
CY 2012**

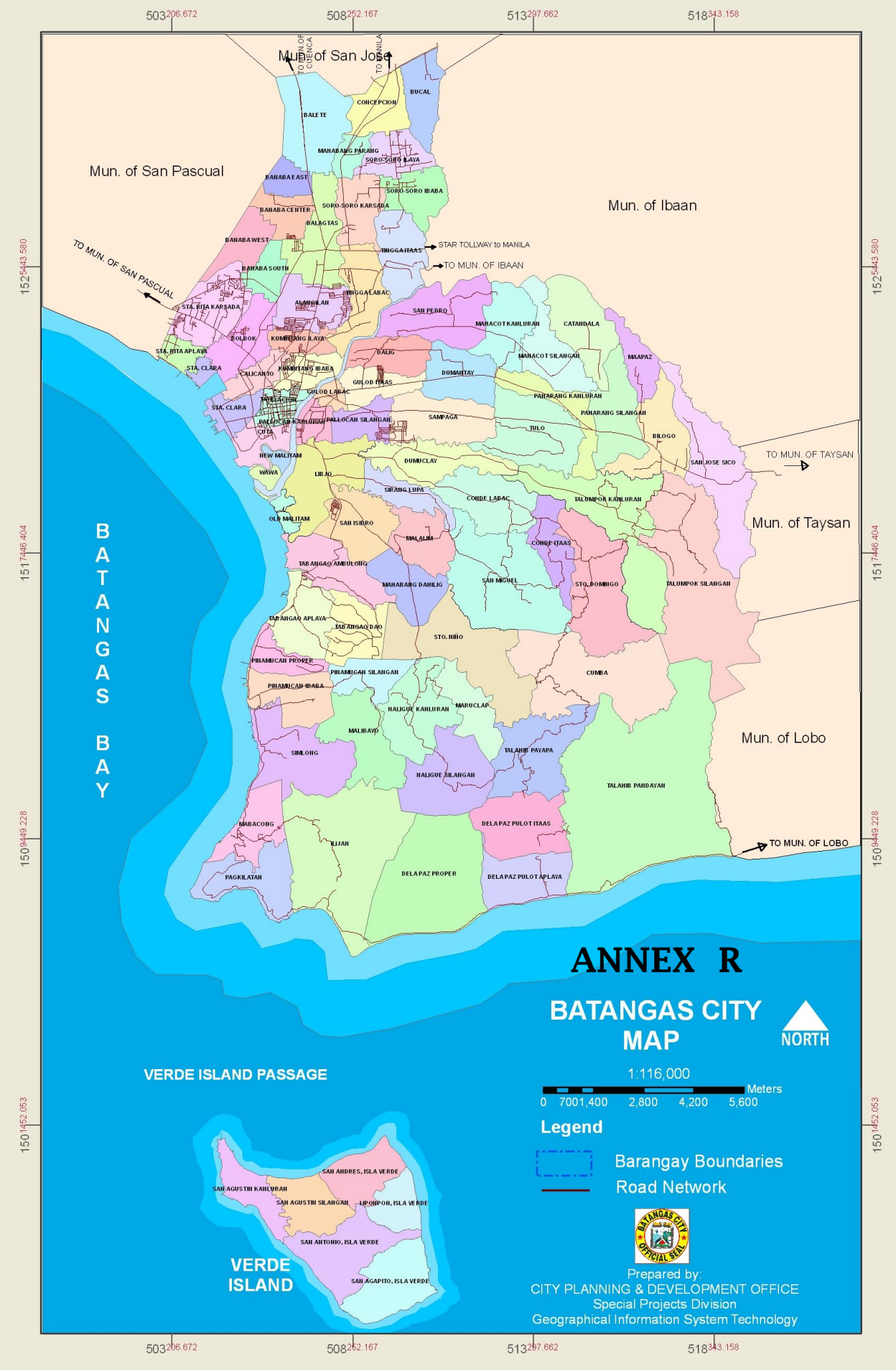
BARANGAY	NAME OF GROUP	NAME OF PRESIDENT	NO. OF WOMEN MEMBERS
85 Sto. Niño	Sto. Niño KALIPI Women's Group	Marilou Cantos	216
86 Tabangao Ambulong	Tabangao Ambulong KALIPI Women's Group	Ester Pampo	276
87 Tabangao Aplaya	Tabangao Aplaya KALIPI Women's Group	Teresita Quijano	165
88 Tabangao Dao	AKA Women's Group	Gloria Bobadilla	270
89 Talahib Pandayan	SEA BREEZE	Myla C. Cavile	67
90 Talahib Payapa	Talahib Payapa KALIPI Women's Group	Evelyn F. Culla	53
91 Talumpok East	Talumpok East KALIPI Women's Group	Beatriz Candor	154
92 Talumpok West	Talumpok West KALIPI Women's Group	Marivic Macalalad	201
93 Tinga Itaas	Tinga Itaas KALIPI Women's Group	Julie Lizada	160
94 Tinga Labac	Samahan ng Kababaihan ng Barangay Tinga Labac	Miriam Catapang	431
95 Tulo	Tulo KALIPI Women's Group	Perlita I. De Mesa	247
96 Wawa	Wawa KALIPI Women's Group	Leilani Añonuevo	260

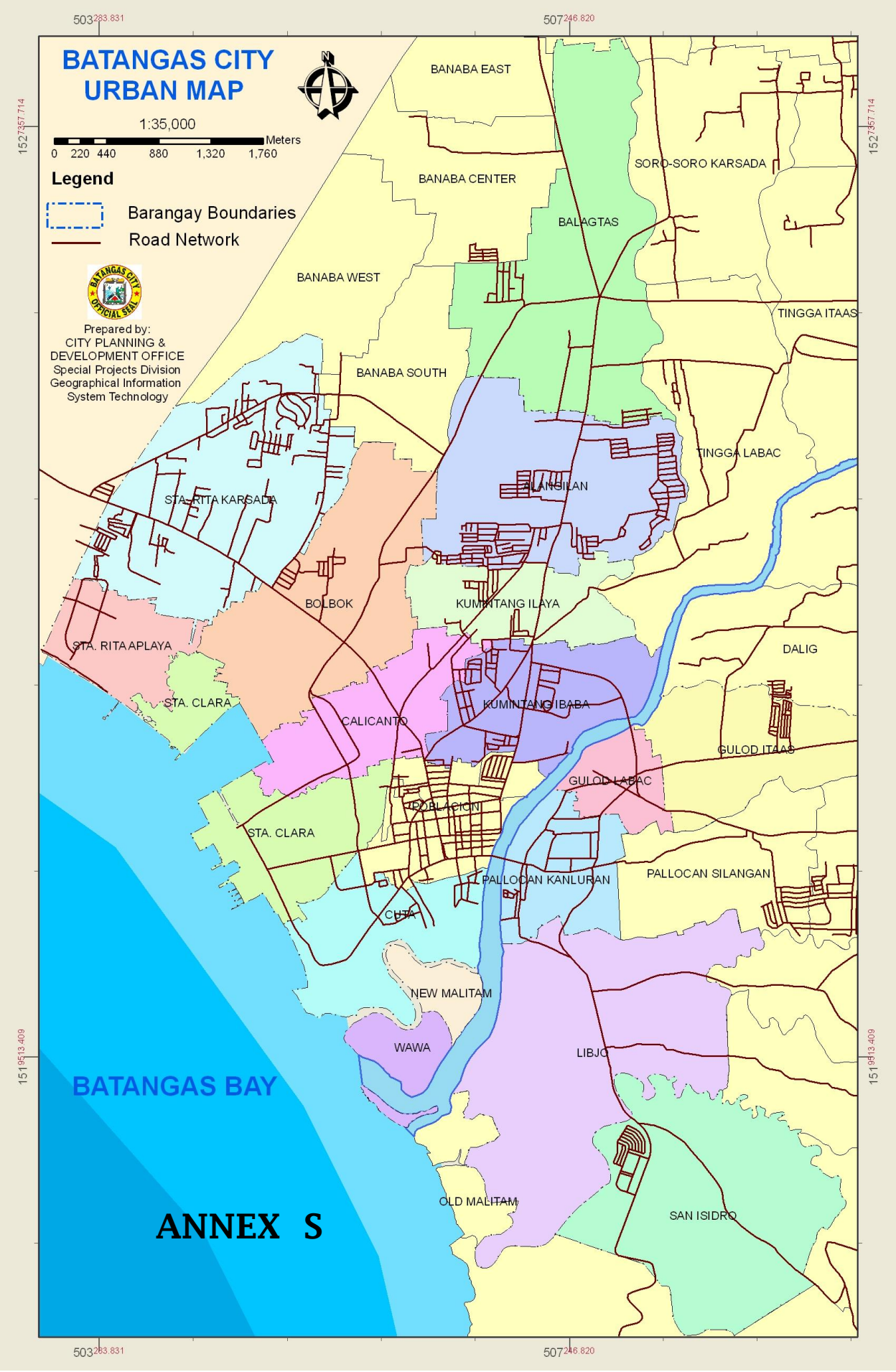
SOURCE : **City Social Welfare & Development Office
Batangas City**

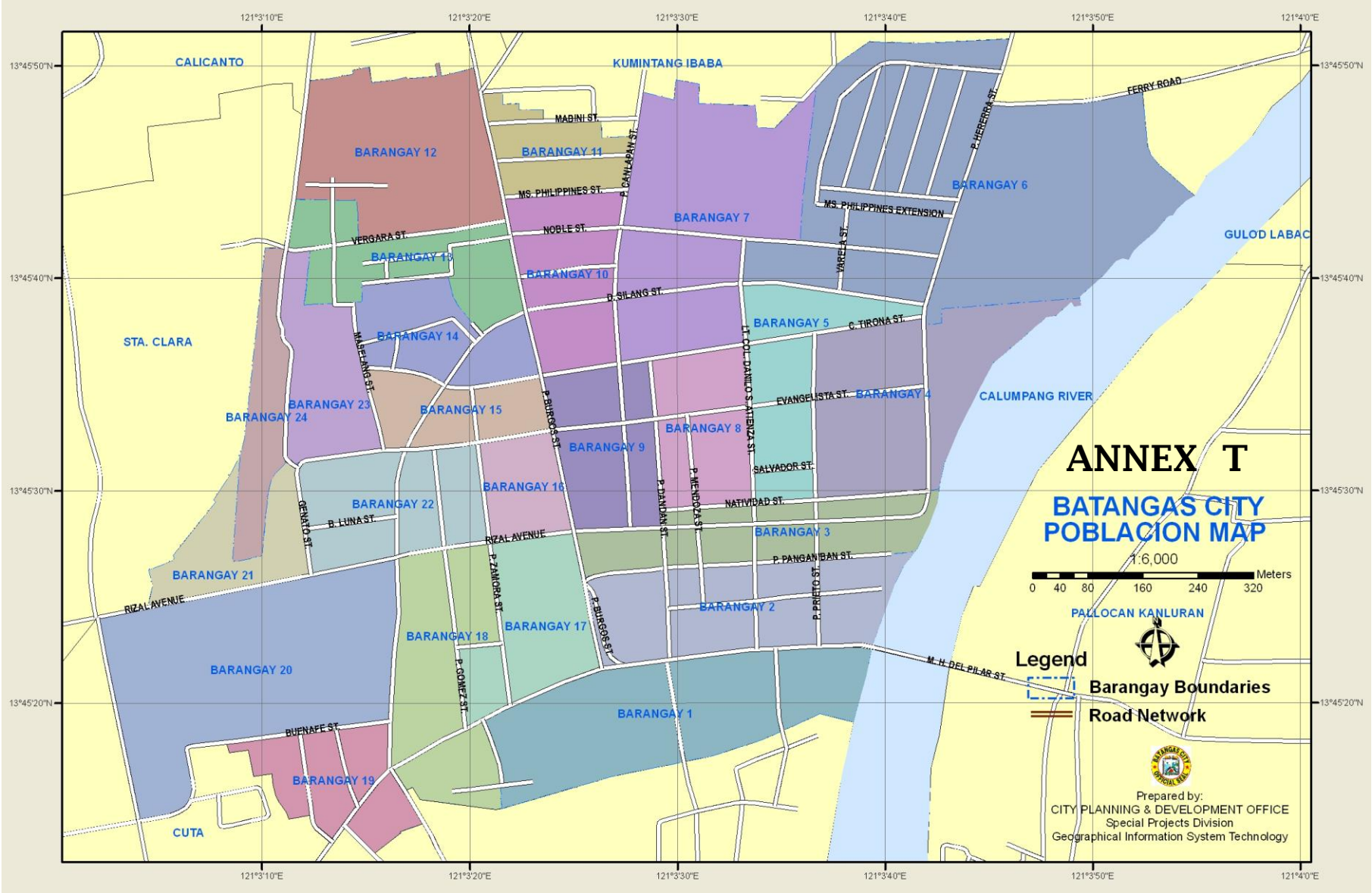
ANNEX P



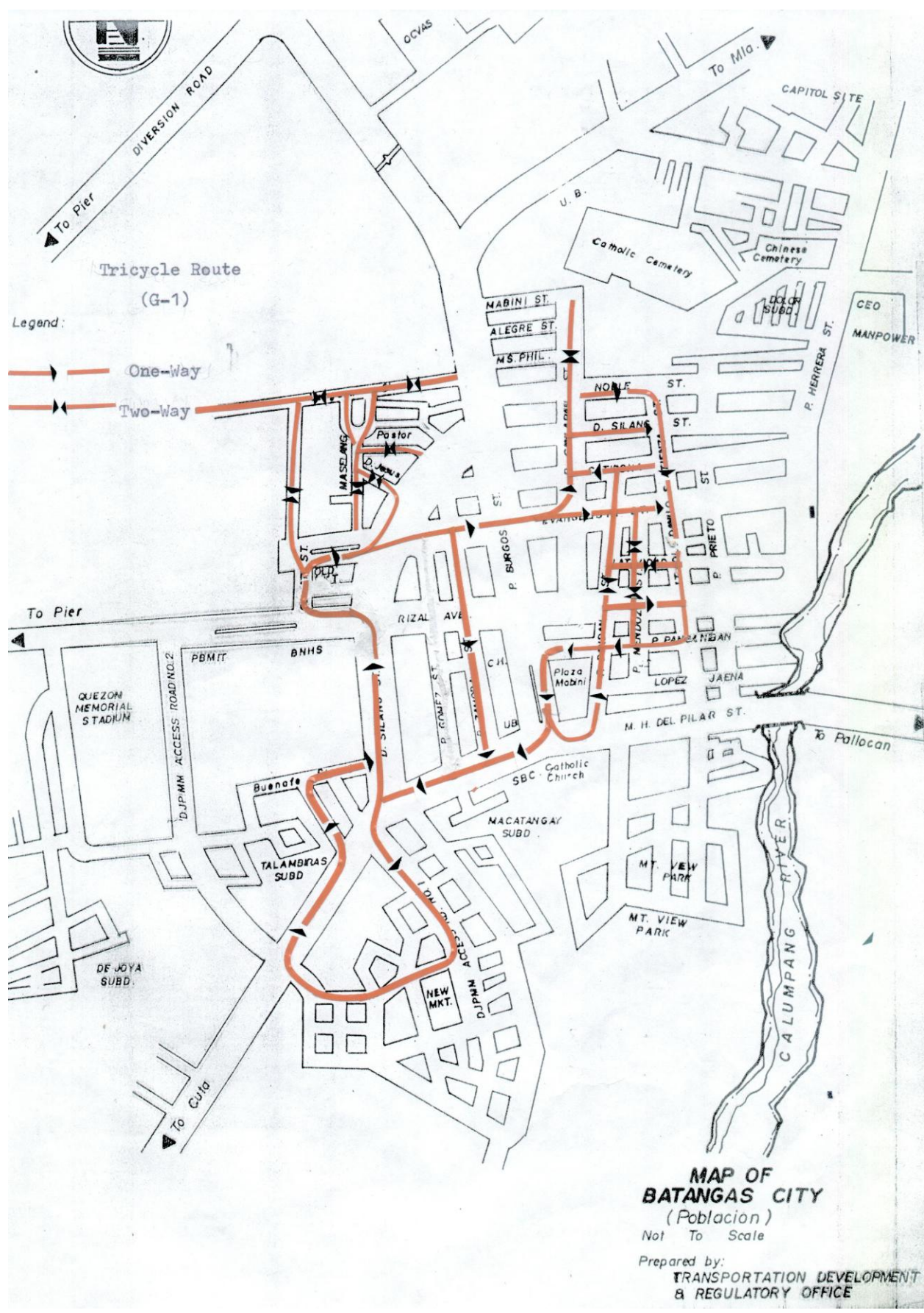




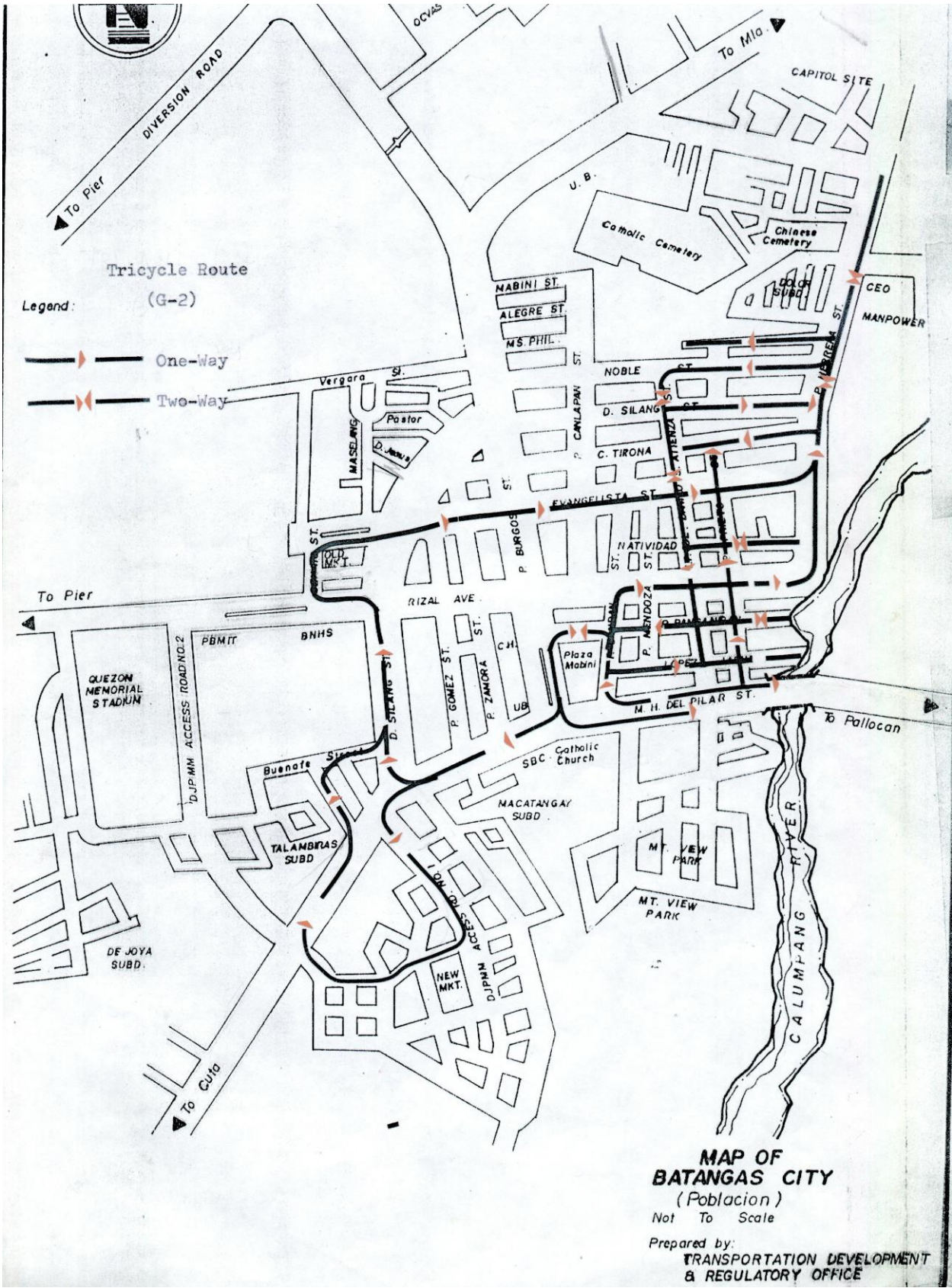




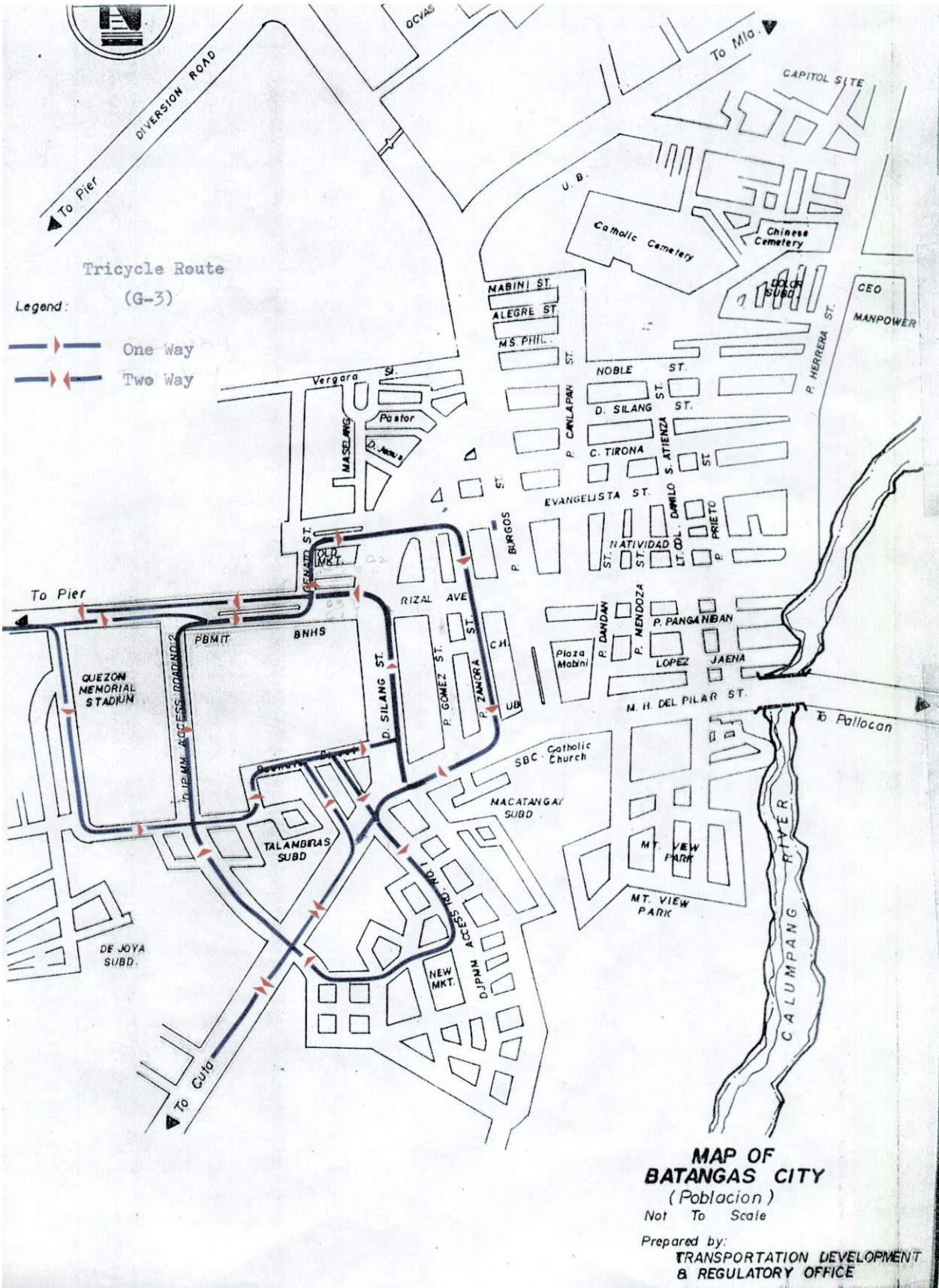
ANNEX U.1. TRICYCLE ROUTE (G1)



ANNEX U.2. TRICYCLE ROUTE (G2)



ANNEX U.3. TRICYCLE ROUTE (G3)



ANNEX V. POBLACION PUJ & TRICYCLE ROUTE

